

Contents	Message from the CEO	Message from Corporate Vice President	Basic Approach and Systems for Sustainability Management	Sustainability Strategy	Material Issues	Activity Report		
						Environment	Social	Governance
Evaluation by External Parties	Stakeholder Engagement	Participation in Initiative	ESG Data	List of Policies	External Assurance	Guidelines Index	Reporting Policy	

Konica Minolta, Inc. Sustainability Report 2022

Contents

(Website information as of September 2022)


Contents	1	• Social	163
Sustainability	2	Human Capital	165
Message from the CEO	4	Basic Concept	165
Message from Corporate Vice President	6	Work-Style Reform	166
Basic Approach and Systems for Sustainability Management	10	Developing Human Capital	169
Sustainability Strategy	13	Managing Occupational Safety and Health	174
• Material Issue Evaluation and Identification Process	16	Initiatives to Increase the Health of Employees	181
• Sustainable Solutions Certification System	21	Promoting Reform of Corporate Culture and Communication	194
• Sustainability Targets and Results	24	Diversity	200
Material Issues	34	Basic Concept and Vision	200
• Material Issue 1: Improving Fulfillment in Work and Corporate Dynamism	34	Promoting Diversity, Equity and Inclusion	203
• Material Issue 2: Supporting Healthy, High-Quality Living	42	Promoting Women's Workplace Participation	207
• Material Issue 3: Ensuring Social Safety and Security	47	Utilizing Employee Experiences Gained Outside the Company and Abroad	213
• Material Issue 4: Addressing Climate Change	51	Employment of People with Disabilities	215
Climate-related Financial Information Disclosure (TCFD)	55	Customer Satisfaction and Product Safety	217
• Material Issue 5: Using Limited Resources Effectively	72	Basic Concept and Management System	217
Activity Report	75	Konica Minolta Quality Policy	219
• Environment	75	Achieving Top-Tier Quality and Reliability	220
Policy & System	77	Enhancing the Security of Products and Services	225
Konica Minolta Environmental Policy	77	Creating New Quality Value	230
Environmental Management Concept	79	Providing Useful Products to Meet Social Needs	235
Environmental Management System	81	Responsible Supply Chain	239
Eco Vision 2050	84	Basic Concept	239
Medium-term Environmental Strategy	86	Konica Minolta's Approach	240
Adapting to Climate Change	97	Konica Minolta's Supply Chain Management	242
Saving Energy and Preventing Global Warming through Sustainable Solutions	97	Implementing CSR Procurement	247
Saving Energy and Preventing Global Warming in Production Operations	102	Practicing Responsible Minerals Procurement	255
Reducing Environmental Impact in Sales Activities	108	Procurement Initiatives	259
Reducing CO ₂ Emissions from Distribution	112	Human Rights	261
Sustainable Factory Certification System	114	Contributing to Society	267
Carbon Neutral Partner Activities	117	Basic Concept	267
Effective Use of Resources	123	Health, Medicine, and Sports	269
Resource Conservation and Recycling of Products	123	Environmental Actions in the Society	273
Resource Conservation and Recycling in Production Operations	128	Scholarship, Research, and Education	275
Product Recycling	130	Disaster Recovery and Volunteerism	278
Reduction of Use of Packaging Materials	132	• Governance	280
Reduction of Chemical Substances Risks	134	Corporate Governance	281
Management of Chemical Substances in Products	134	Corporate Governance System	282
Reduction of Chemical Substances Risks in Production	136	Internal Controls	300
Green Procurement System	140	Risk Management	301
Biodiversity · Water Resources	142	Communication with Shareholders and Investors	304
Helping Restore and Preserve Biodiversity through Products	142	Compliance	307
Addressing Biodiversity in Production Activities	143	Basic Concept and Promotion System of Compliance	307
Resolving Customers' Environmental Issues	146	Compliance Promotion Activities	310
Supporting Customers to Solve Their Environmental Issues	146	Putting Compliance into Practice	312
Providing Services to Solve Customers' Environmental Issues	149	Information Security	315
Environmental Data	151	Evaluation by External Parties	318
Overall View of Environmental Impacts	151	Stakeholder Engagement	326
Standards for Calculating Environmental Data	152	Participation in Initiative	329
CO ₂ Emissions Across the Entire Supply Chain	155	ESG Data	333
Soil and Groundwater	158	• Environmental Data	334
Environmental Communication	159	• Social Data	346
Provision of Product Environmental Information	159	• Governance Data	352
		List of Policies	354
		External Assurance	355
		Guidelines Index	356
		• GRI Standards Index	356
		• ISO26000 Index	383
		• UN Global Compact Index	385
		• SASB INDEX	386
		Sustainability Reporting Policy	388

Sustainability



Message from the CEO

> Contributing to solutions to social problems through business with a focus on material issues



> Message from Corporate Vice President

> Basic Approach and Systems for Sustainability Management

Sustainability Strategy

> Sustainability Strategy

> Targets and Results



Material Issues



Improving fulfillment in work and corporate dynamism



Supporting healthy, high-quality living



Ensuring social safety and security



Addressing climate change



Using limited resources effectively

Activity Report



Social

Material Issues

- Improving Fulfillment in Work and Corporate Dynamism 
- Supporting Healthy, High-Quality Living 
- Ensuring Social Safety and Security 



> Activity Report

This section introduces Konica Minolta’s medium-term environmental strategy, initiatives to reduce environmental impact in business activities, and efforts to achieve “Carbon Minus” status.



Environment

Material Issues

- Addressing Climate Change 
- Using Limited Resources Effectively 

> Activity Report

This section introduces Konica Minolta’s initiatives to strengthen the capacity and diversity of its human resources, raise customer satisfaction, provide safe products, protect human rights, and ensure social responsibility across the supply chain.



Governance

> Activity Report

This section introduces Konica Minolta’s corporate governance, compliance, risk management and information security measures.

> Evaluation by External Parties

> Stakeholder Engagement

> Participation in Initiative

> ESG data

> List of Policies

> Sustainability Report Archives

> Sustainability Reporting Policy

> External Assurance

> Guidelines Index

Message from the CEO



Focusing on our strengths: imaging technology and frontline capabilities

I took up the position of President and CEO, Representative Executive Officer in April 2022. My greatest mission is to forcefully pull the whole group forward so that Konica Minolta can once again soar as a growth company. I recognize that the greatest tasks I have been given are to restore the confidence of employees and to work to regain the trust of all stakeholders, including shareholders/investors and customers.

I think that the Company's greatest strength is its imaging technology, which came from cameras and photographic film. We have provided value to society through products, services, and solutions in numerous fields, such as quality inspections, diagnosis, and nursing by applying and developing imaging technology, the so-called "power to make the invisible visible." This is why our management vision is "imaging to the people." There has been no change in our desire to deliver value based on imaging technology that leads to solutions to various social problems.

Another strength of the Company is our frontline capabilities, the ability of the workforce to respond when faced with a crisis or difficulty. The world is facing greater uncertainty regarding the future, as we are experiencing the COVID-19 pandemic, which has been going on for more than two years, and the situation in Ukraine. But I believe our capability to respond to the various issues that arise during emergencies and bring situations under control quickly is certainly no worse than other companies. The Company has overcome various issues in the past through its frontline capabilities. The 6 Values, the Company's corporate culture, are probably the backbone for our frontline capabilities.

I would like to further strengthen the unity of the corporate group and have all companies align their efforts to get the Company on a new growth trajectory by reconfirming and clarifying the strengths discussed above throughout the Group.

Contents	Message from the CEO	Message from Corporate Vice President	Basic Approach and Systems for Sustainability Management	Sustainability Strategy	Material Issues	Activity Report		
						Environment	Social	Governance
Evaluation by External Parties	Stakeholder Engagement	Participation in Initiative	ESG Data	List of Policies	External Assurance	Guidelines Index	Reporting Policy	

Contributing to solutions to social problems through business with a focus five material issues

Sustainability is now a common issue throughout the world, and since the integration of Konica and Minolta in 2003, the Company has positioned sustainability as the core of management. In 2020, we evaluated the impact of social and environmental issues on the Company from an opportunity and risk perspective with an eye toward creating a sustainable society that we should achieve in ten years, in 2030. By back-casting from there, we identified what we should do as five material issues.

For each of the current businesses, we are striving to implement value creation that reflects the five material issues. For example, in the Industry Business, we are working to resolve the issue of passing on the skills of top workers by automating the inspection process, which relies on the skills of experienced workers at production sites, and reducing the number of required workers, and contribute to greater quality of end products, and improve fulfillment in work and corporate dynamism (material issue). In addition, services that detect signs of and prevent accidents at warehouses and factories contribute to ensuring social safety and security (material issue). Furthermore, for the Professional Print Business, reducing transportation, storage, waste, and intermediary materials by offering technologies that make production of the proper amount at the proper time and at the proper location possible contributes to addressing climate change (material issue) and using limited resources effectively (material issue). Through the Healthcare Business, we also contribute to supporting healthy high quality living (material issue) through precision medical care and early detection and diagnosis.

It is also important to clarify what type of business strategy will solve the various problems identified as material issues in the medium and long term. Therefore, I think that business divisions, too, must more seriously consider sustainability and implement related efforts. To reinforce these aspects, the planning and strategy divisions, which are responsible for formulating the medium- and long-term management strategy and other activities, will work together with the business divisions to formulate the next medium-term business plan to realize both corporate growth and a sustainable society.

Thoroughly embracing reality-based practice in my own management philosophy

My belief is that you have to deal with people as you really are. You must not unrealistically puff yourself up. I properly communicate both good and bad things to stakeholders. I talked about this to some of the people who joined the Company this year, and shared that I think an important determinant of whether work is successful or not is whether one can build long-lasting relationships. To build such relations, it is important for people to show who they really are and win the other person's understanding.

I will deal with customers, and all stakeholders, including employees, shareholders/investors, business partners, and members of local communities, with my reality-based attitude and work to increase corporate value through dialogue with all of them. I hope for the continued understanding and support of all Group stakeholders.



Toshimitsu Taiko
 President and CEO
 Konica Minolta, Inc.
 September 2022

Message from Corporate Vice President



Achieving Both Business and Environmental Value Leads to Corporate Value

Takenori Takahashi

Corporate Vice President General Manager,
Corporate Environmental Operations
Konica Minolta, Inc.

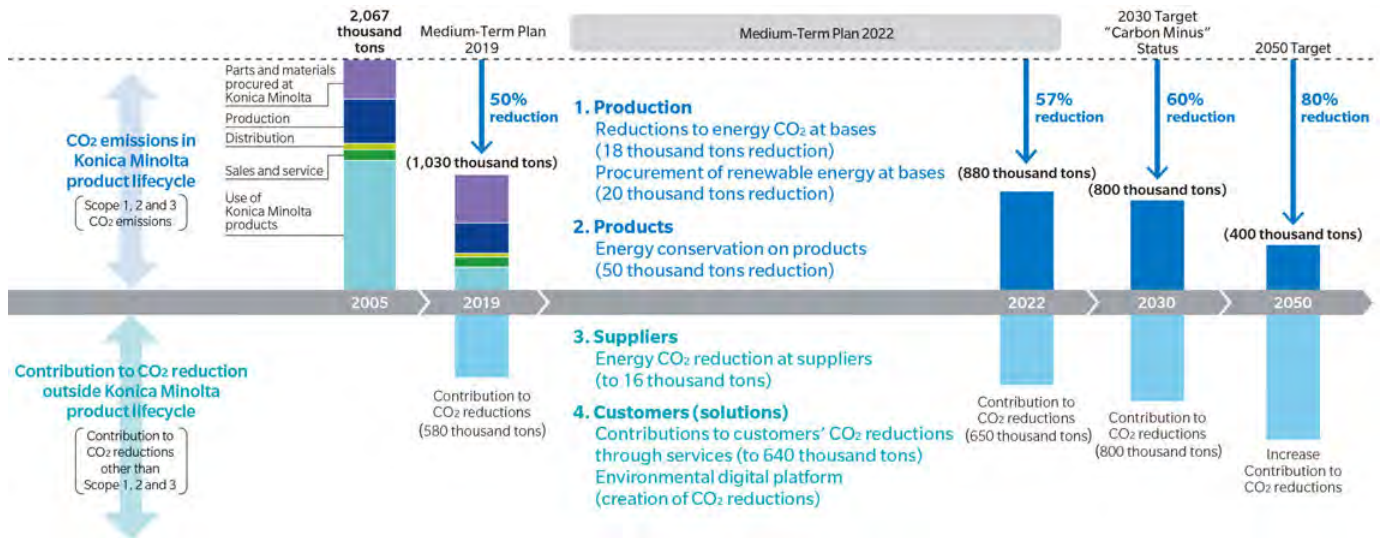
Environmental Management Is Corporate Management

Climate change and other global environmental issues have become urgent concerns that the international society must address, and companies have a great responsibility to curb their environmental impact and help achieve a sustainable world. Konica Minolta aims to become a company vital to the world by helping to protect the environment, with its concept of environmental management focused on growing by solving environmental issues and creating new businesses. In other words, for Konica Minolta, environmental management equals corporate management. By strengthening our environmental activities, we will achieve both business value and environmental value, thereby enhancing our corporate value and sharing the results with our customers, suppliers and other stakeholders.



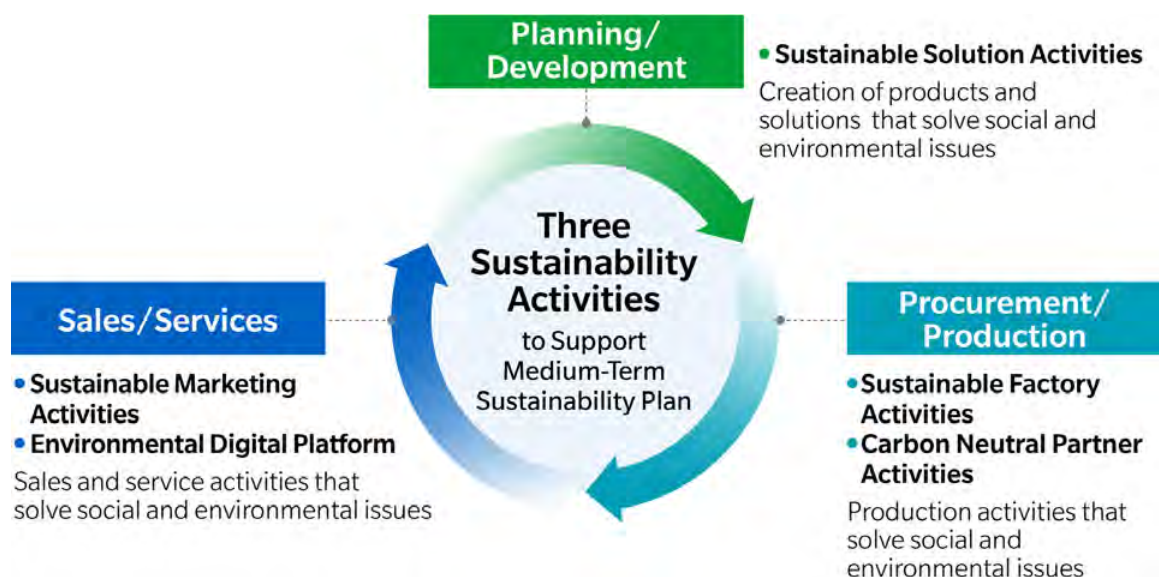
Konica Minolta's environmental management is characterized by the concept of Carbon Minus. There is a limit to what individual companies can do on their own to solve the increasingly serious global climate change problems. It is important to be actively involved in reducing CO₂ emissions through cooperation with stakeholders, especially customers and suppliers. Carbon Minus refers to not only reducing CO₂ emissions within the scope of our own corporate responsibility over the product lifecycle from manufacturing processes to final products, but also sharing expertise on how to achieve both decarbonization and cost reduction with customers and suppliers. Achieving Carbon Minus status means that the reduction of emissions outside our own responsibility exceeds the amount generated by Konica Minolta itself. The aim is to not only fulfill our own social responsibilities, but support stakeholders in their social responsibility activities, as well, thereby accelerating decarbonization, strengthening ties with our stakeholders, and together growing our business.

Konica Minolta will be actively involved in the reduction of CO₂ emissions through activities that transcend the scope of our own responsibility. Furthermore, by visualizing the effects of these activities and making achievements known to as many stakeholders as possible, we hope to provide opportunities for customers and stakeholders to participate in CO₂ reduction activities.



Enhancing Decarbonization Initiatives for 2050

Konica Minolta has set a target in its long-term environmental vision, Eco Vision 2050, which it launched in 2009, to reduce CO₂ emissions throughout the product lifecycle (procurement, production, distribution, sales and service, and product use) by 80% from fiscal 2005 levels (2.067 million tons) by 2050, to 400,000 tons. This reduction target was necessary to bring global CO₂ emissions in line with natural absorption and was a very aggressive goal back in 2009, when there was not as much pressure for decarbonization as there is today. As a milestone for this 2050 target, Konica Minolta has set a 2030 medium-term target of 60% reduction in CO₂ emission. The target was approved by the Science Based Targets Initiative as a science-based goal. Konica Minolta's approach to decarbonization has continued to evolve from 2009 to the present. Currently, we are implementing a variety of activities throughout the lifecycle of our products. These include Sustainable Solution Activities, which incorporate decarbonization values into products and services at the planning and development stage; Sustainable Factory Activities, which aim for decarbonization during production; Carbon Neutral Partner Activities, which focuses on working with suppliers toward decarbonization; Sustainable Marketing Activities, which support customers' decarbonization through sales and services; and the Environmental Digital Platform.



Contents	Message from the CEO	Message from Corporate Vice President	Basic Approach and Systems for Sustainability Management	Sustainability Strategy	Material Issues	Activity Report		
						Environment	Social	Governance
Evaluation by External Parties	Stakeholder Engagement	Participation in Initiative	ESG Data	List of Policies	External Assurance	Guidelines Index	Reporting Policy	

In its operations, Konica Minolta emphasizes the concept of CSV, which means balancing business value and environmental value. While it may be possible to reduce CO₂ emission to zero by purchasing CO₂ emission credits from other companies, this approach does not mean that Konica Minolta has reduced more CO₂ emissions through its own efforts, and it does not foster corporate competitiveness. I believe that it is important to expand activities that combine decarbonization with sales contributions and cost reductions at the sites where business operations are conducted.

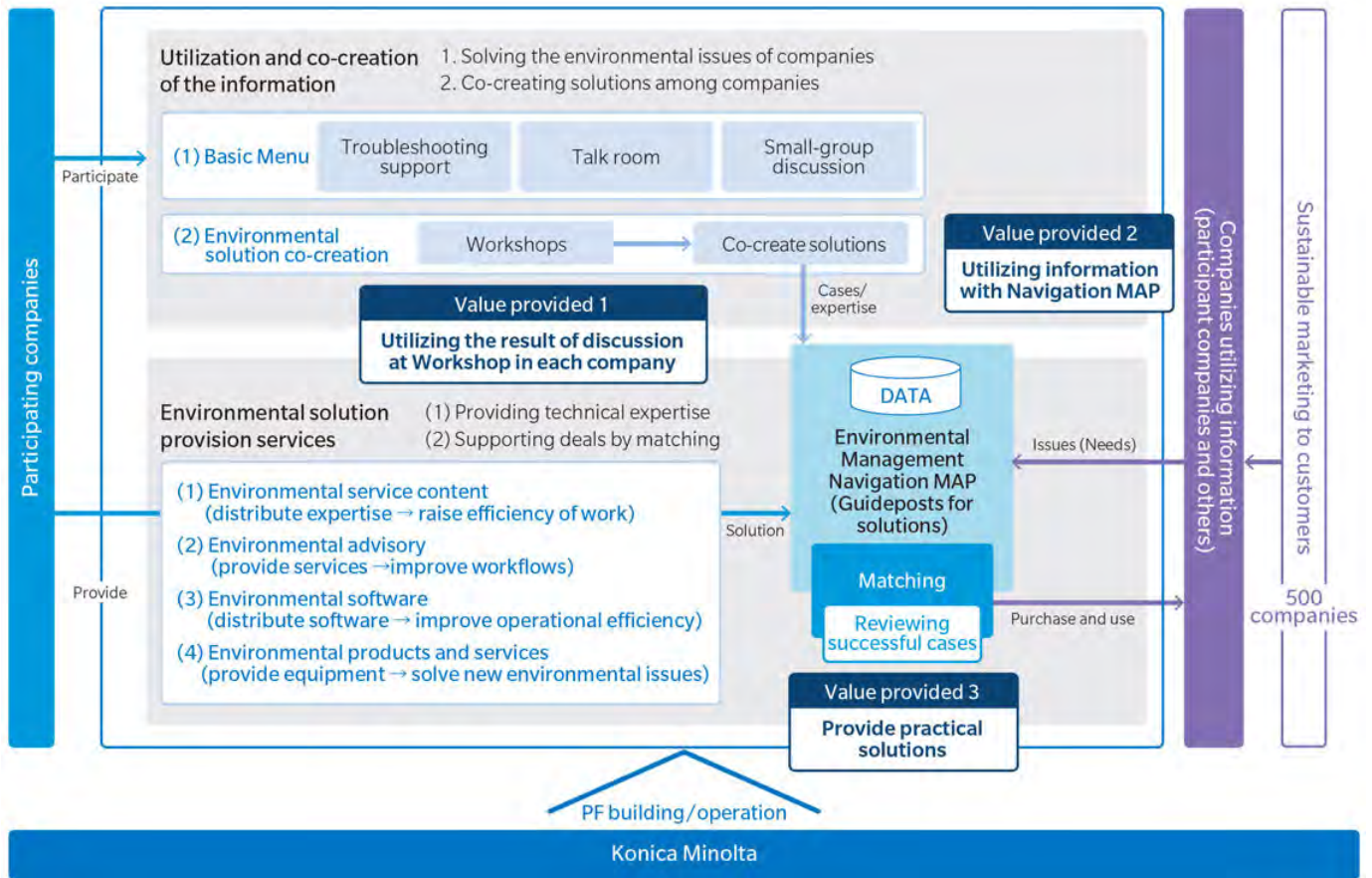
Dramatic CO₂ Reduction through DX

To meet the challenging target of achieving Carbon Minus status, Konica Minolta will accelerate the development and delivery of technologies and solutions that contribute to CO₂ reduction for its customers, and will build an environmental ecosystem that leverages digital technologies in collaboration with many companies. One of our key measures is the Carbon Neutral Partner Certification System, which was launched in October 2021. This system is based on the DX Green Supplier Certification System, which utilizes digital tools for certification. In the past, environmental and energy specialists had to visit procurement sites to provide support, which limited the number of companies that could be served to three or four per year. However, Konica Minolta has developed a system that automatically performs energy conservation diagnosis, which previously could only be done by experts. This system allows suppliers to diagnose energy conservation, identify and implement measures to improve issues, and then confirm the results on their own, using digital tools that consolidate environmental management expertise in a single database. It also allows Konica Minolta to work with 10 to 30 companies per year. We help suppliers decarbonize using digital tools to achieve manufacturing that consumes as little energy as possible, and then shifting the remaining energy to renewable sources. The aim of this system is for both Konica Minolta and its suppliers to be companies selected above all others by customers and investors. We are not the sole customer of our suppliers, and by working toward decarbonization, these suppliers are more likely to be chosen by other customers, as well.

Efforts to reduce CO₂ at suppliers has already been successful: from fiscal 2014 to fiscal 2021, these activities have reduced CO₂ emissions by 17,000 tons and effectively utilized 3,000 tons of resources, realizing a cost reduction equivalent to 600 million yen. Of the 17,000 tons in CO₂ reductions, 3,000 tons are related to the manufacturing of parts procured by Konica Minolta, while 14,000 tons are related to the manufacturing of parts procured by other manufacturers. The idea behind these activities is that by supporting decarbonization at suppliers, which is beyond the scope of our own responsibility, we can more proactively contribute to the reduction of CO₂ emissions.

Another key measure is the Environmental Digital Platform, which was launched as a system for reducing environmental impact. This measure began in June 2020 with 16 companies, a figure that had increased to 72 by July 2022. There are two information distribution platforms involved. One platform is where companies wanting to improve their environmental management can bring information, discuss it and take information for use in environmental management. Workshops are held to share environmental issues and co-create solutions under the four main themes of environmental strategy, renewable energy-derived electricity, energy conservation, and effective use of resources. It also provides a navigation map that accumulates environmental management expertise in the form of accessible knowledge. The second platform is a place for sharing and promoting the effective use of information among companies by providing immediate environmental solutions. My hope is that Konica Minolta will contribute to solving environmental issues on a global scale by promoting innovation through collaboration and co-creation among companies, as well as by increasing operational efficiency through the sharing of knowledge and ideas across different industries.

Overview of Environmental Digital Platform




August 2022
 Takenori Takahashi
 Corporate Vice President
 General Manager, Corporate Environmental Operations
 Konica Minolta, Inc.

Basic Approach and Systems for Sustainability Management

Basic Approach: Grow the Business by Providing New Value That Helps Build a Sustainable Society

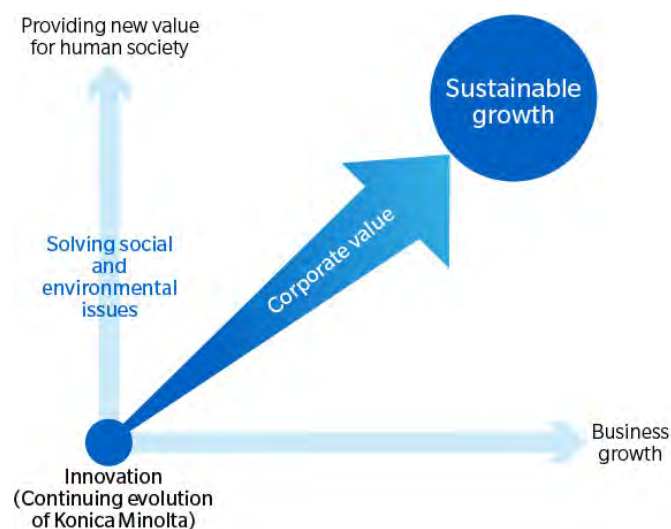
Konica Minolta has prospered together with society by continuing to provide the new value required in each era, living up to its philosophy, "The Creation of New Value." Helping to build a sustainable society also promotes corporate sustainability. If greater social unrest is triggered by the destruction of the global environment, it will also impact economies and financial systems worldwide. However, by working to solve global environmental and social problems, Konica Minolta can minimize future risks while creating opportunities for growth.

Konica Minolta's management vision is "Imaging to the People." It states the company's determination to be a robust, innovative company, continually evolving and contributing to the sustainable growth of society and individuals. Konica Minolta will continue to take on the challenge of innovation — and co-innovation with customers — that can promote both the growth of its business and the creation of new value for the global environment and all of human society.



Enhancing Corporate Value for Sustainable Growth

For a company to grow sustainably, it must continually provide new value for human society as well as achieve business growth. To further its own evolution, Konica Minolta is determined to generate innovation to help solve social and environmental issues. By linking this effort to financial performance, Konica Minolta seeks to enhance its corporate value and achieve sustainable growth.



Konica Minolta Group Charter of Corporate Behavior

Konica Minolta's efforts to achieve sustainability are based on the Konica Minolta Group Charter of Corporate Behavior and its basic approach to sustainability management. The Konica Minolta Group Guidance for the Charter of Corporate Behavior is shared globally and illustrates desirable behavior in each of the categories included in the Charter as a basis for understanding and practicing desired behavior.

- › [Konica Minolta Group Charter of Corporate Behavior](#)

Respect for International Best Practices

The Konica Minolta Group respects and follows widely adopted international social responsibility initiatives, including the Global Compact initiated by the United Nations.

Sustainability-Related Principles, Charters, and Norms That Konica Minolta Observes




[Universal Declaration of Human Rights](#)
[Sustainable Development Goals \(SDGs\)](#)
[United Nations Guiding Principles on Business and Human Rights](#)
[OECD Guidelines for Multinational Enterprises](#)
[ISO26000](#)
[Japan Business Federation \(Nippon Keidanren\) Charter of Corporate Behavior](#)

■ Support for the Japan Business Federation Charter of Corporate Behavior

Konica Minolta, Inc., is a member of the Japan Business Federation (Nippon Keidanren) and respects its Charter of Corporate Behavior.

- › [Japan Business Federation \(Nippon Keidanren\) Charter of Corporate Behavior](#) 

Sustainability-Related Organizations in Which Konica Minolta Participates or Is a Signatory

- [United Nations Global Compact](#)
 - › [Responsible Business Alliance \(RBA\)](#)
 - › [Responsible Minerals Initiative \(RMI\)](#)
- [Japan Electronics and Information Technology Industries Association \(JEITA\), Responsible Minerals Trade Working Group, Conflict-Free Sourcing Working Group](#)
- [RE100](#)
- [Task Force on Climate-related Financial Disclosures \(TCFD\)](#)
- [Japan Climate Initiative \(JCI\)](#)
- ["Challenge Zero," Japan Business Federation \(Nippon Keidanren\)](#)
- [Electrical and Electronics Industries' "Carbon Neutrality Action Plan"](#) 
- [Japan Partnership for Circular Economy \(J4CE\)](#) 
- [Initiative based on the Declaration of Biodiversity by Keidanren](#) 

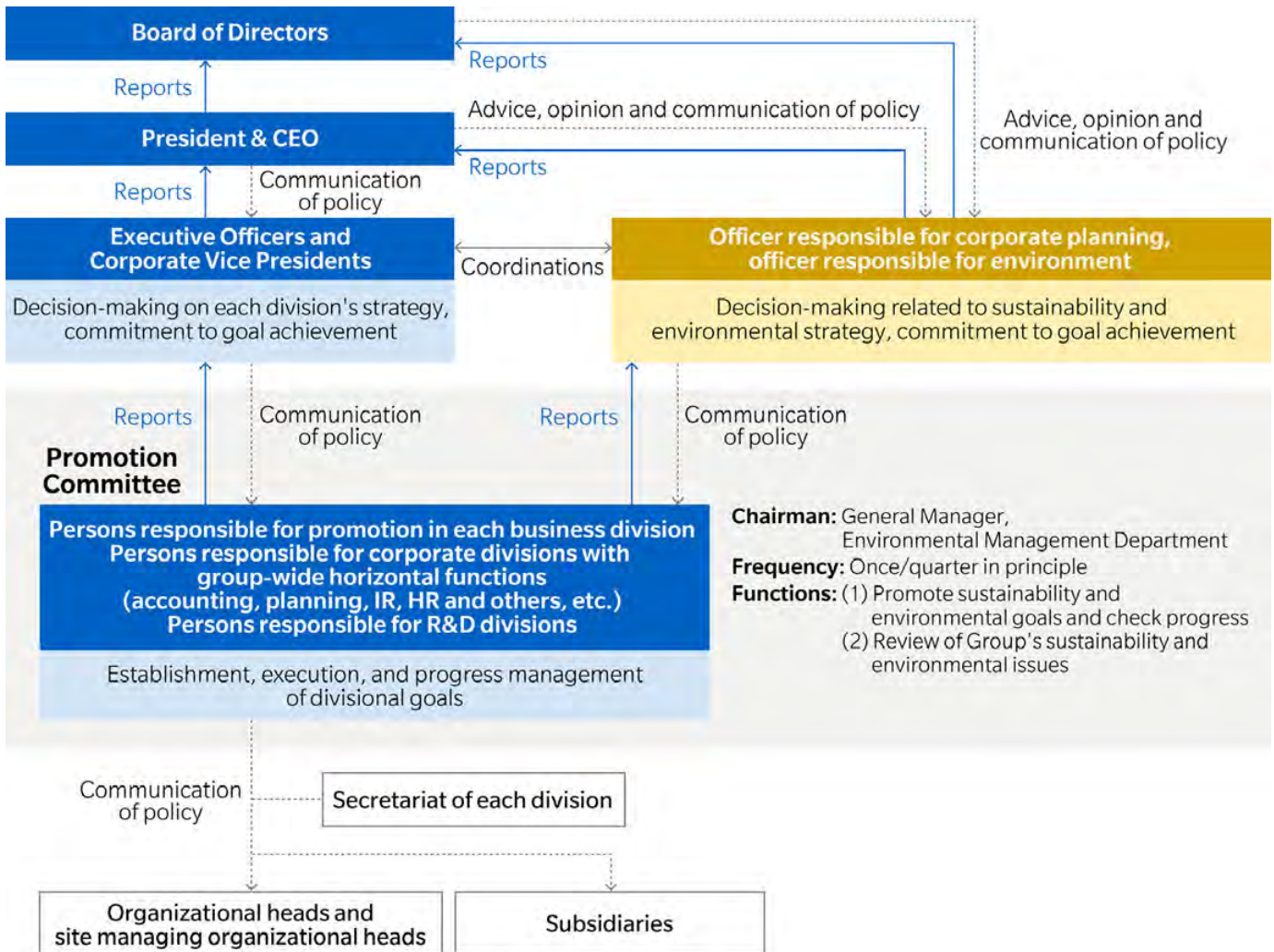
Sustainability Management System

At Konica Minolta Inc., the President and CEO, who is a member of the Board of Directors, is tasked with the ultimate responsibility and authority for overall sustainability management and is also responsible for the effectiveness of the company's sustainability management. The actual sustainability management activities for the entire Group are executed by each Group executive for corporate sustainability, under the President. Each Group executive for corporate sustainability creates a medium-term plan for sustainability, which is approved by the Board of Directors as a management plan for the entire Group. Each Group executive for corporate sustainability then reports to the President and the Audit Committee established in the Board of Directors on progress made on and issues in sustainability management.

Each Group executive also reports annually on sustainability progress under the medium-term management plan DX2022 (FY2020-FY2022) during Board of Directors meetings, and obtains advice and opinions.

The company established a Committee as an organization that promotes the Group's medium-term sustainability plan. The major divisions which promote corporate sustainability serve as the secretariat of the Committee, whose members are persons responsible for promotion appointed by the heads of the business divisions, corporate planning and management divisions (planning, IR, HR and others), and R&D divisions. The Committee discusses the medium-term sustainability plan and the annual plan, checks the quarterly progress, and reviews the Group's sustainability issues.

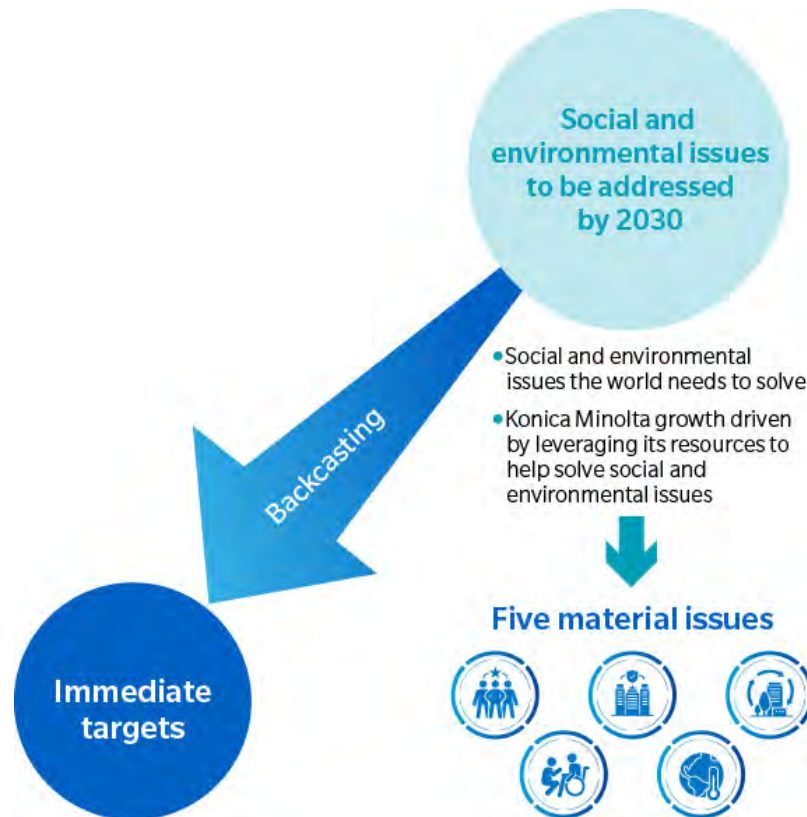
Since fiscal 2017, the company has been promoting sustainability as part of its management activities by including non-financial indicators such as ESG in the performance evaluation items of executive officers.



Sustainability Strategy

Five New Material Issues to Be Solved Through Digital Transformation (DX)



The future is difficult to predict in a complex world characterized by population growth, developed countries with declining birthrates and aging populations, rapid digital transformation, greater use of biotechnology, multipolarity in international relations, and a worsening climate crisis. Given the uncertain future the world faces, Konica Minolta has decided to identify the social and environmental issues it must help address. While reaffirming its corporate DNA, the company clarified issues to be addressed by 2030, and then backcasted from that year to determine the targets it must tackle immediately.



After gaining insight into social and environmental issues expected to be critical by 2030 by examining the UN Sustainable Development Goals (SDGs) and macro trends, Konica Minolta conducted a materiality analysis from the perspectives of social issues that must be solved and Konica Minolta's business growth. This led to the identification of five new material issues for Konica Minolta to tackle starting in 2020: (1) improving fulfillment in work and corporate dynamism; (2) supporting healthy, high-quality living; (3) ensuring social safety and security; (4) addressing climate change; and (5) using limited resources effectively. For each of these issues, vision were also established, thereby clarifying Konica Minolta's medium and long-term directions for value creation.

These five material issues are linked to Konica Minolta's business growth strategy and are now the cornerstones for action in each business area. In alignment with the value creation process of each business unit, Konica Minolta will implement initiatives for both business growth and sustainability to create value for customers and the broader society.

Vision for 2030 and SDGs Related to Each Material Issue

Material issue	Vision for 2030	Related SDGs
 <p><u>Improving fulfillment in work and corporate dynamism</u></p>	Increase labor productivity for corporate clients, society, and Konica Minolta. Make time for creativity, and promote workplaces where all individuals can thrive.	       
 <p><u>Supporting healthy, high-quality living</u></p>	Promote health and high quality of life at corporate clients, in society, and Konica Minolta. Help individuals lead fulfilling lives.	  
 <p><u>Ensuring social safety and security</u></p>	Enhance safety and security in the workplaces of corporate clients and in society. Minimize risks posed by Konica Minolta products and services.	   
 <p><u>Addressing climate change</u></p>	Reduce CO ₂ emissions by Konica Minolta. Enhance CO ₂ emissions reduction at corporate clients and suppliers, and reduce the carbon footprint of society.	   
 <p><u>Using limited resources effectively</u></p>	Promote the effective use of resources at Konica Minolta, while also helping corporate clients and suppliers to achieve effective use.	     

Click below for details on the material issue identification process.

› [Material Issue Evaluation and Identification Process](#)

Certification of Sustainable Products that Create Customer Value and Social Value

Konica Minolta operates a unique system to certify products and solutions that solve social and environmental issues. Click below for details on the Sustainable Solutions Certification System.

› [Sustainable Solutions Certification System](#)

Medium-Term Sustainability Plan 2022

As the first step toward achieving its long-term vision, Konica Minolta established the medium-term business plan "DX2022" in 2020. The DX2022 plan aims to "leap to highly profitable businesses through DX," and "evolve into a company clearly committed to solving social issues" by 2022. Under the plan, key performance indicators have been set to measure the creation of social and environmental value as well as economic value for each of the five material issues. By working to solve social and environmental issues, Konica Minolta can also foster its own growth.

Contents	Message from the CEO	Message from Corporate Vice President	Basic Approach and Systems for Sustainability Management	Sustainability Strategy	Material Issues	Activity Report		
						Environment	Social	Governance
Evaluation by External Parties	Stakeholder Engagement	Participation in Initiative	ESG Data	List of Policies	External Assurance	Guidelines Index	Reporting Policy	

Helping to Solve Social and Environmental Issues by Advancing Konica Minolta's Imaging IoT Technology and Combining It with Digital Technology

Today's increasingly urgent social and environmental issues can only be solved by innovation. By combining imaging IoT and digital technologies to "make the invisible visible," Konica Minolta will work to transform the workflows used in the workplace and contribute to society by making people's lives even more fulfilling.

Improving fulfillment in work and corporate dynamism

As work styles continue to diversify, we are providing solutions that increase productivity and make creativity-inspiring work styles possible in diverse locations — all the while supporting the human quest for purpose in life, improving fulfillment in work, and fostering corporate dynamism.

Supporting healthy, high-quality living

Konica Minolta is enhancing the diagnostic function of clinics and other neighborhood primary care settings by providing diagnostic imaging analysis technology that uses AI, and by supporting diagnosis through a network of specialists. In addition, the company is helping to make the workflow at nursing care facilities visible using image analysis and AI to reduce the burden on caregivers. By making it possible to provide more finely tuned nursing care services, Konica Minolta is also helping seniors to remain independent.

Ensuring social safety and security

Konica Minolta is providing solutions to enable non-contact and remote monitoring and inspection at factories and plants. By forecasting and predicting trouble or danger in ways that surpass the visual capabilities of frontline workers, the company aims to prevent accidents and ensure the safety and security of factories and surrounding communities.

Addressing climate change

Konica Minolta helps corporate clients in the commercial printing industry streamline their operations and reduce energy consumption. The company is providing solutions for transforming their workflow while enhancing their productivity, in addition to reducing its own CO₂ emissions.

Using limited resources effectively

Konica Minolta is contributing to reduced resource consumption by helping corporate clients in the commercial printing industry to shift to on-demand printing. This will eliminate the need for printing plates used in traditional offset printing and reduce customer process inventory.

Driving Drastic CO₂ Emissions Reduction with DX

To achieve carbon-minus status, Konica Minolta will not only reduce CO₂ emissions over the product lifecycle, which is within its own scope of responsibility, but also accelerate its contribution to CO₂ emissions reductions at customers and suppliers, which is outside of its direct scope of responsibility. Utilizing digital transformation (DX) technologies, Konica Minolta will promote collaboration with even more corporate clients and business partners, taking on the challenge of broad-scope reduction in environmental impact.

In response to the material issues of addressing climate change and using limited resources effectively, Konica Minolta will help transform the socially conventional business model of mass production and disposal by facilitating the adoption of on-demand production, work style reform, and edge computing. It will foster the transition to a fully paperless world while helping to minimize energy use in the digital society.

One example of this is the digitization of its Carbon Neutral Partner Certification System, which provides business partners with Konica Minolta environmental expertise. Until recently, the company's specialists visited the factories of business partners to perform energy-saving diagnoses. By now, by digitizing and automating its diagnostic expertise, the company has developed a system that allows business partners to perform energy-saving diagnosis and implement measures on their own. Konica Minolta anticipates that this will dramatically expand the scope of its activities and further accelerate environmental impact and cost reduction.

Another key initiative is the company's Environmental Digital Platform, launched in June 2020. This system helps to improve the efficiency of environmental management by allowing Konica Minolta and each participating company to share their knowledge and expertise in order to co-create new value. The platform has a place for participants to co-create solutions and a place to share and utilize proven solutions. Through these two digital spaces, Konica Minolta aims to help solve environmental issues on a global scale. The goal is to accelerate the resolution of environmental challenges through collaboration between companies, and to promote innovation through co-creation.

Sustainability Strategy

Material Issue Evaluation and Identification Process

Updating the Material Issues

The future is difficult to predict in a complex world characterized by population growth, developed countries with declining birthrates and aging populations, rapid digital transformation, greater use of biotechnology, multipolarity in international relations, and a worsening climate crisis. Given the uncertainty the world faces, Konica Minolta has decided to identify the social and environmental issues it must help address. While reaffirming its corporate DNA, the company clarified the issues to be addressed by 2030, and then backcasted from that year to determine the targets it must tackle immediately.

Konica Minolta believes that a sustainable and decentralized society with greater individual autonomy is on the horizon. When it arrives, organizations and individuals will be creating all kinds of value utilizing an explosively expanding amount of data. Along with greater prosperity based on individualization and diversification, countries will be able to solve many pressing social and environmental issues. Advanced technology will be required both for greater prosperity and to solve issues.

After gaining insight into social and environmental issues expected to be critical by 2030 by examining the UN Sustainable Development Goals (SDGs), macro trends and various stakeholder requirements, Konica Minolta conducted a materiality analysis from the perspectives of social issues that must be solved and Konica Minolta's business growth. This led to the identification of five new material issues for Konica Minolta to tackle. By addressing these five material issues, Konica Minolta will support the human quest for purpose in life and contribute to global sustainability.

Evaluation and Identification Process

Step 1. Issue Awareness

First, Konica Minolta made a list of diverse environmental, social, and economic issues by referencing international frameworks and guidelines such as the GRI Standards and SDGs, as well as macro trends in each specialized field.

The list was prepared by referring to the Wedding Cake Model of the SDGs. This structural model was developed by the Stockholm Resilience Center* as a way to understand the SDGs, and it helps to clarify the relationships among the SDGs. With this model, the 17 goals are divided into three layered categories, like the tiers of a wedding cake. These tiers from bottom to top are biosphere, society and economy. The model illustrates that achieving the biosphere and society-related SDGs can help to build a sustainable economy and society, upon which companies can help build the foundation for a sustainable economy. With this relationship in mind, Konica Minolta identified the issues of greatest importance to its business.

During this identification process, Konica Minolta also considered social and environmental changes, regulatory and policy trends, and stakeholder requirements, all in light of the company's current and potential business areas as well as the corresponding supply and value chains.

※ [Stockholm Resilience Center](#) 

Frameworks and Guidelines referred to:

- GRI Standards
- Sustainability Accounting Standards Board (SASB)
- ISO 26000
- Sustainable Development Goals (SDGs)
- The Ten Principles of the UN Global Compact
- OECD Guidelines for Multinational Enterprises
- Task Force on Climate-related Financial Disclosure (TCFD)
- Macro trends in various climate change and other specialized fields (the Paris Agreement, the European circular economy, etc.)
- International Integrated Reporting Council (IIRC), International Integrated Reporting Framework
- Stockholm Resilience Center's Wedding Cake Model for the SDGs

Contents	Message from the CEO	Message from Corporate Vice President	Basic Approach and Systems for Sustainability Management	Sustainability Strategy	Material Issues	Activity Report		
						Environment	Social	Governance
Evaluation by External Parties	Stakeholder Engagement	Participation in Initiative	ESG Data	List of Policies	External Assurance	Guidelines Index	Reporting Policy	

Evaluations, dialogues and requirements for Konica Minolta from stakeholders

- Dialogue with investors and other stakeholders at IR briefings, business briefings, etc.
- Dialogue with CDP and other international NGOs and NPOs
- Items requested in various ESG surveys
- [Dialogue with customers on Sustainable Marketing activities](#)
- [Dialogue with companies participating in the Environmental Digital Platform](#)
- [Dialogue with investors and other stakeholders at the TCFD Consortium Roundtable](#)

Step 2. Issue Identification and Prioritization

From the initial list of issues, Konica Minolta identified fields that are particularly relevant to its business, and then conducted a prioritization process.

Konica Minolta's materiality analysis is unique in that it assesses both risks and opportunities. By evaluating both these aspects, the company aims to fulfill expectations for enterprises to tackle the SDGs. The expectation is that companies treat social and environmental issues as opportunities to grow their businesses, while helping to solve the issues through their business activities.

In performing the materiality analysis, Konica Minolta evaluated and prioritized the issues based on the two perspectives of importance to stakeholders and importance to the business.

Customers, business partners, shareholders, investors, and employees were defined as part of the analysis. Importance to stakeholders was quantified by scoring each issue from one to five. To analyze financial impact and importance to the business, each issue was similarly scored based on the amount of potential earnings for opportunity issues, and the amount of potential loss for risk issues.

[Opportunities for Each Material Issue]



Improving fulfillment in work and corporate dynamism	① Improving productivity of customer organizations and increasing time for creativity by providing work-style solutions using digital technology
	② Improving productivity and enhancing workplace motivation in the supply chains of customer organizations by providing products and services that transform the workflows of frontline workers
	③ Realizing the full potential of human resources, who are the source of new value, and creating workplaces organizations where individuals thrive
	④ Eliminating labor shortages and strengthening cyber security by eliminating the gap in IT access faced by small and medium enterprises
Supporting healthy, high-quality living	⑤ Transforming caregiver workflow with imaging IoT-based systems and onsite consulting services, and creating a labor pool in the caregiving industry
	⑥ Promoting disease prevention and early detection by providing high value-added medical services, and reducing medical expenses
	⑦ Streamlining drug development by promoting innovation in drug discovery processes utilizing genetic testing technology
	⑧ Improving healthcare accessibility in developing countries
Ensuring social safety and security	⑨ Improving safety and security at client sites and for society by providing products and services such as gas leak monitoring services
	⑩ Supporting the quality produced by corporate clients by offering products and services that facilitate high-tech measurement and inspection
Addressing climate change	⑪ Reducing energy consumption and CO ₂ emissions of customers and society by providing manufacturing process solutions
	⑫ Promoting a paperless and ubiquitous computing society by providing solutions for work style reform
	⑬ Contributing to drastic CO ₂ emissions and cost reductions by helping business partners to reduce their environmental impact using DX technology
Using limited resources effectively	⑭ Constructing efficient supply chains for client companies using on-demand production
	⑮ Reducing workflow and supply chain loss for client companies
Cross-cutting opportunities	⑯ Fostering a corporate culture that encourages role models for the generation of SDG innovation
	⑰ Improving ESG relations with investors
	⑱ Enhancing customer relations by making the most of ESG initiatives

[Risks for Each Material Issue]



Improving fulfillment in work and corporate dynamism	1 Mismatches between employee skills and their work due to rapid changes in systems and environments
	2 Declines in employee diversity, independence, and ability to innovate due to stagnated efforts to create workplaces that promote diversity
Ensuring social safety and security	3 Loss of public confidence in the event of a product or service-related accident that results in death or injury to a user
	4 Loss of public confidence in the event of a serious information security accident related to a product or service, which results in a personal data leak or privacy infringement
	5 Impacts on operations and product shipments due to the use of substances that pollute ecosystems and pose human health hazards
Addressing climate change	6 Skyrocketing energy prices, increased material costs due to raw material shortages, and supply instability
	7 Greater use of paperless systems due to skyrocketing energy prices and raw material shortages
	8 Supply chain disruptions due to abnormal weather
Using limited resources effectively	9 Decline in competitiveness due to delayed participation in the circular economy
	10 Production or shipment delays due to water-related risks and water resource depletion
Cross-cutting risk	11 Decline in public confidence due to lack of governance at business partners

Contents	Message from the CEO	Message from Corporate Vice President	Basic Approach and Systems for Sustainability Management	Sustainability Strategy	Material Issues	Activity Report		
						Environment	Social	Governance
Evaluation by External Parties	Stakeholder Engagement	Participation in Initiative	ESG Data	List of Policies	External Assurance	Guidelines Index	Reporting Policy	

Step 3. Results Confirmation and Issue Identification

As an organization that promotes the Group’s Medium-term Sustainability Plan, the committee confirmed the appropriateness of the material issue evaluation process and the prioritized issues. The selected material issues were then discussed by senior management and approved by the Board of Directors. The process used to identify material issues is reviewed annually, which guarantees the validity of the issues selected and the corresponding plan.

Sustainability Strategy

Sustainable Solutions Certification System

Konica Minolta operates a unique system to certify products and solutions that solve social and environmental issues.



Initiatives in Certification System

Konica Minolta has integrated its business strategy and pursuit of sustainable management, and is convinced that true value creation that helps resolve social issues is the foundation for growing its business. To this end, the company is raising the energy-saving functions of its products and helping to reduce CO₂ emissions during their use by customers. It is also reforming customers' manufacturing process and workstyles to create products and solutions that resolve social and environmental issues from the perspective of the Sustainable Development Goals (SDGs).

The Sustainable Solutions Certification System that Konica Minolta launched in fiscal 2020 helps the Company create products and solutions in line with its business transition to an "as a service" model, by certifying a broad range of products and services that help to solve environmental as well as social issues..

Under this system, Konica Minolta has designated certification standard items for each of the environmental and social issues for which it seeks a solution. It sets standards for each of the business and product characteristics and assesses the products that meet these standards with a three-step ranking. This system is designed to promote the creation of products and solutions that reduce environmental impact and help to solve social issues from the perspective of the SDGs.



Certify products and solutions that offer the environmental and social value set out in the Medium-term Sustainability Plan with the following three-stage ranking

Certification level	Certification standards
Sustainable Solution prime (SS prime)	<ul style="list-style-type: none"> Products and solutions that can demonstrate a contribution to the resolution of social and environmental issues that was not possible with conventional products Equipped with only-one technologies; a level that enables contributions to management
Sustainable Solution plus (SS plus)	<ul style="list-style-type: none"> Products and solutions that are top in the industry or an industry-first that can demonstrate a contribution to the resolution of social and environmental issues compared to the same segment comparable to other companies in the same industry
Sustainable Solution (SS)	<ul style="list-style-type: none"> Products/solutions that can demonstrate a contribution to the resolution of social and environmental issues equivalent to the industry's top level (within top 30%) compared to the same segment comparable to other companies in the same industry

Sustainable Solutions Certification Products

Konica Minolta is expanding the number of certified products by creating sustainable solutions for each of its businesses based on the five material issues identified.

In the Digital Workplace Business, the Company certifies office solutions that help customers improve their workflow and create more productive time, as well as MFPs that have further advanced energy and resource-saving performance.

In the Professional Print Business, the automatic quality optimization unit IQ-501, which contributes to improved work performance at printing sites, and digital printers that improve productivity by transforming work processes from analogue to digital and contribute dramatically to energy and resource use reduction, are certified as sustainable solutions that address material issues.

In the Healthcare Business, the Company develops sustainable solutions such as genetic testing solutions and compact, lightweight digital X-ray devices that contribute to patient health and quality of life through the early detection of diseases. In the Industry Business, it creates sustainable solutions such as HitomeQ Care Support, which contributes to improved productivity and time saving at nursing care sites, and gas-monitoring solutions, which prevent greenhouse gas leaks and contribute to safety and security at sites.

	Digital Workplace Business	Professional Printing Business	Healthcare Business	Industry Business
Improving fulfillment in work and corporate dynamism	>Office solutions	<ul style="list-style-type: none"> IQ-501 >Production printers Textile printers 		>Nursing care solutions >Automatic
Supporting healthy, high-quality living			>Genetic testing technologies >Digital X-ray system / Diagnostic ultrasound system	
Ensuring social safety and security				>Gas monitoring solution
Addressing climate change	<ul style="list-style-type: none"> MFPs 	>Production printers <ul style="list-style-type: none"> Textile printers 		>Gas monitoring solution
Using limited resources effectively	<ul style="list-style-type: none"> MFPs 	>Production printers <ul style="list-style-type: none"> Textile printers 	>Digital X-ray system / Diagnostic ultrasound system	<ul style="list-style-type: none"> Spectrophotometer / Luminance meter Functional materials Ultra-thin TAC films IJ Components
Sales	Total: 705 billion yen			

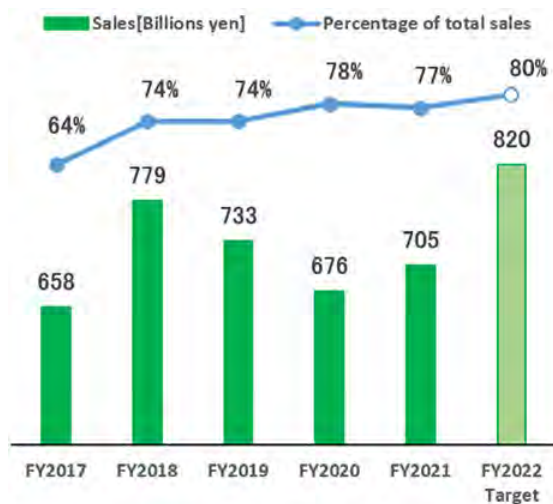
Activity Results

In fiscal 2021, Sustainable Solutions sales, including those products and services that were carried over from the Sustainable Green Products Certification System implemented through fiscal 2019, totaled 705.0 billion yen, accounting for 77% of the Group's total sales.

In addition, improvements in the environmental performance of these products have resulted in a CO₂ emissions reduction of 25.2 thousand tons and the effective use of 11.8 thousand tons of resources.

In fiscal 2022, in line with the new Sustainable Solutions Certification System, Konica Minolta will raise the percentage of sustainable product services of total sales by gradually expanding the certification of products and solutions that help to solve social and environmental issues from an SDG perspective.

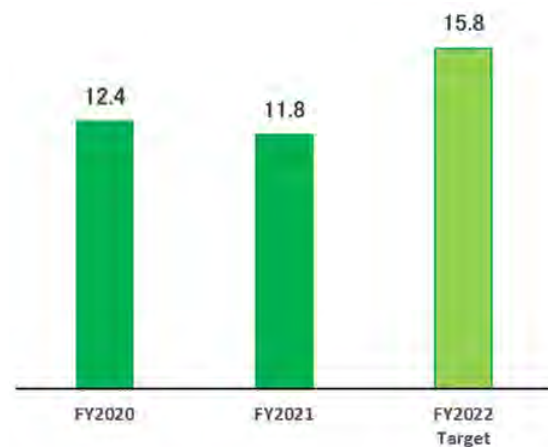
Sales of Sustainable Solutions



CO₂ Reductions Achieved Through Use of Konica Minolta Products [Thousand tons]



Amount of Resources Conserved and Renewable Resources Used Through Use of Konica Minolta Products [Thousand tons]



▶ Konica Minolta's Approach | ▶ Sustainable Green Products Certification System

▶ Saving Energy and Preventing Global Warming through Sustainable Solutions

▶ Resource Conservation and Recycling of Products | ▶ Management of Chemical Substances in Products

▶ Helping Restore and Preserve Biodiversity through Products | ▶ Provision of Product Environmental Information

Sustainability Strategy

Sustainability Targets and Results

Konica Minolta has set indicators in line with its material issues based on the medium-term management plan, and uses them to manage progress.

Initiatives in the Medium-term Sustainability Plan 2022 (FY2020-FY2022)

In 2030, Konica Minolta defined the social and environmental issues it should address, and used backcasting to identify five material issues (priority issues) to tackle in 2020: Improving fulfillment in work and corporate dynamism; Supporting healthy, high-quality living; Ensuring social safety and security; Addressing climate change; and Using limited resources effectively. For each of these issues, visions for 2030 were also established, thereby clarifying Konica Minolta's medium and long-term directions for value creation.

Under the Medium-term Management Plan DX2022 (FY2020-FY2022), a Medium-term Sustainability Plan 2022 was established, and targets and action plans to create social and environmental value and economic value in line with these five new material issues were also formulated. Konica Minolta regularly reports on the sustainability targets addressed during the Medium-term Management Plan's duration and the progress of these activities.

Click image to jump to the page

List of Targets and Results

Sustainability Targets and Results during the Period of the Medium-term Management Plan DX2022 (FY2020 – FY2022)

Status of achievements (self-assessment) ○: 100% or more, △: 80% or more, ×: less than 80%

Improving Fulfillment In Work and Corporate Dynamism		Vision for 2030: Increase labor productivity for corporate clients, society, and Konica Minolta. Make time for creativity, and promote workplaces where all individuals can thrive.						
Themes	Indicators	FY2020		FY2021		FY2022	FY2021 Target Achievement Status	
		Results	Targets	Results	Targets	Targets		
Increasing customer productivity and making time for creativity	Strategic assignments for manager candidates (%) ¹⁾	70	70	98	100	100	△	
	Number of DX leaders ²⁾ trained (people)	—	—	24	27	40	△	
Creating an organization that draws out potential talent so that individuals can shine	Social and environmental value	Employee engagement score	GES ³⁾ designing	GES designing	GES implementation Problem identification and goal setting	GES implementation Problem identification and goal setting	10% score increase in GES compared to FY2021	○
	Percentage of management positions held by women (%) ⁴⁾	7.2	—	9.1	8	10% or more	○	
	Percentage of women among new graduate hires (%) ⁴⁾	23	30% or more	35	30% or more	Maintained at 30% or more	○	

¹⁾ Percentage of employees assigned to strategic leadership positions

³⁾ GES (Global Employee Survey)

²⁾ DX leader: Leaders who can meet customer needs with digital solutions

⁴⁾ Target scope: Regular employees of Konica Minolta, Inc. as of April 1 following each fiscal year

Initiatives in the Medium-term Management Plan SHINKA2019 (FY2017-FY2019)

Under the Medium-term Management Plan SHINKA2019 (FY2017-FY2019), sustainability targets and action plans in line with materiality were set and activities pursued. The company regularly reports on the sustainability targets and the results of these activities during the three-year term of this medium-term plan.

Click image to jump to the page

[Sustainability Targets and Results for the Period of Medium Term Business Plan "SHINKA 2019" \(FY2017-FY2019\)](#)

Targets and Results Regarding Environmental Impact

100% or above : ○ 80% of above, less than 100% : △ Less than 80% : ×

Green Products (planning and development)			
Medium-Term Environmental Plan 2019	Fiscal 2017 Results	Fiscal 2018 Results	Fiscal 2019 Results
(1) Creation of Sustainable Green Products (SGPs) sought by customers and society			
Business value			
Sales Sustainable Green Products sales: 770 billion yen (sales ratio: 70%) Cost reductions Resource-saving cost reduction	Sales Sustainable Green Products sales: 657.6 billion yen (sales ratio: 64%) Cost reductions Resource-saving cost reduction	Sales Sustainable Green Products sales: 778.5 billion yen (sales ratio: 74%) Cost reductions Resource-saving cost reduction	Sales Sustainable Green Products sales: 733.1 billion yen (sales ratio: 74%) Cost reductions Resource-saving cost reduction
	○		○
Environmental value			
Preventing global warming CO ₂ emissions reduction during product usage: 17.2 thousand tons CO ₂ emissions reduction in the procurement stage: 45.9 thousand tons Supporting a recycling-oriented society Effective resource utilization: 11.3 thousand tons Reducing chemical substance risks Control emissions → Social issue solutions based on SDGs	Preventing global warming CO ₂ emissions reduction during product usage: 10.9 thousand tons CO ₂ emissions reduction in the procurement stage: 37.1 thousand tons Supporting a recycling-oriented society Effective resource utilization: 10.3 thousand tons	Preventing global warming CO ₂ emissions reduction during product usage: 15.0 thousand tons CO ₂ emissions reduction in the procurement stage: 41.8 thousand tons Supporting a recycling-oriented society Effective resource utilization: 12.6 thousand tons	Preventing global warming CO ₂ emissions reduction during product usage: 14.8 thousand tons CO ₂ emissions reduction in the procurement stage: 39.2 thousand tons Supporting a recycling-oriented society Effective resource utilization: 12.4 thousand tons
	○		△
(2) Complying with government procurement standards and environmental label requirements			
Business value			

List of Targets and Results

Sustainability Targets and Results during the Period of the Medium-term Management Plan DX2022 (FY2020 – FY2022)

Status of achievements (self-assessment) ○: 100% or more, △: 80% or more, ×: less than 80%

Improving Fulfillment in Work and Corporate Dynamism								
Vision for 2030: Increase labor productivity for corporate clients, society, and Konica Minolta. Make time for creativity, and promote workplaces where all individuals can thrive.								
Themes	Indicators	FY2020		FY2021		FY2022	FY2021 Target Achievement Status	
		Results	Targets	Results	Targets	Targets		
Increasing customer productivity and making time for creativity								
	Strategic assignments for manager candidates (%) ¹	70	70	98	100	100	△	
	Number of DX leaders ² trained (people)	—	—	24	27	40	△	
Creating an organization that draws out potential talent so that individuals can shine	Social and environmental value	Employee engagement score	GES ³ designing	GES designing	GES implementation Problem identification and goal setting	GES implementation Problem identification and goal setting	10% score increase in GES compared to FY2021	○
		Percentage of management positions held by women (%) ⁴	7.2	—	9.1	8	10% or more	○
		Percentage of women among new graduate hires (%) ⁴	23	30% or more	35	30% or more	Maintained at 30% or more	○

¹ Percentage of employees assigned to strategic leadership positions

² DX leader: Leaders who can meet customer needs with digital solutions

³ GES (Global Employee Survey)

⁴ Target scope: Regular employees of Konica Minolta, Inc. as of April 1 following each fiscal year

Supporting Healthy, High-Quality Living									
Vision for 2030: Promote health and high quality of life at corporate clients, in society, and Konica Minolta. Help individuals lead fulfilling lives.									
Themes	Indicators	FY2020		FY2021		FY2022	FY2021 Target Achievement Status		
		Results	Targets	Results	Targets	Targets			
Promote health and high quality of life at corporate clients									
Building safe and comfortable workplaces where employees feel motivated	Improve organizational health	Social and environmental value	Rate of reduction in Level 4 workplaces (%) ¹	38	15	69	30	50	○
			Percentage moving to higher level of organizational health (%) ²	—	—	5.1	5	10	○
			Number of employees who are at high risk physically (employees with the highest health risks) ^{Note 1}	24% increase	4% decrease	30% decrease	8% decrease	12% decrease	○
			Number of leave-of-absence days taken due to mental health problems ⁴	15.1% increase	3% decrease	10.1% increase	7% decrease	13% decrease	×

Note: Target scope: Konica Minolta, Inc. However, the scope of targets and results of employees who are at high risk physically (Note 1) has expanded to include Group employees in Japan from fiscal 2021.

¹ The rate of reduction from fiscal 2019 levels in the number of Level 4 workplaces, which have the highest level of stress (workplaces deemed to have the highest level of stress based on the results of a four-level stress check)

² The rate of year-on-year change in the number of workplaces whose results in the organizational health survey improved from less than 3.5 to 3.5 or higher (upper level)

³ Rate of change from fiscal 2019 results

⁴ Targets and results have been revised retrospectively to fiscal 2020 figures as the method of calculating the effects of measures was changed in fiscal 2021.

Ensuring Social Safety and Security								
Vision for 2030: Enhance safety and security in the workplaces of corporate clients and in society. Minimize risks posed by Konica Minolta products and services.								
Themes	Indicators	FY2020		FY2021		FY2022	FY2021 Target Achievement Status	
		Results	Targets	Results	Targets	Targets		
Provide safety and security in the work and daily lives of corporate clients								
Minimizing Risks Related to the Safety and Security of Konica Minolta Products and Services	Eliminate substances that affect health	Social and environmental value	Number of serious accidents ¹ caused by chemical substances	0	0	0	0	○
		Economic value	Serious business losses due to chemical substance management (JPY)	0	0	0	0	○
	Reinforce efforts to ensure health when products and services are used	Social and environmental value	Number of serious product-related accidents ²	0	0	0	0	○
		Economic value	Major business losses related to product safety (JPY)	0	0	0	0	○
Completely eliminate serious information security incidents	Social and environmental value	Number of serious information security incidents ³	0	0	0	0	○	
	Economic value	Major business losses related to information security (JPY)	0	0	0	0	○	

¹ Serious accident: A case that causes serious harm to the product user's life and/or body and cases that cause serious and significant impact on the business of the product user

² Serious product-related accidents refer to those accidents that cause serious harm to the product user's life and/or body and accidents that cause serious damage to assets other than the product.

³ Serious security incidents refer to those product-security incidents that cause serious and significant harm to the product user's business

Addressing Climate Change										
Vision for 2030: Reduce CO ₂ emissions by Konica Minolta. Enhance CO ₂ emissions reduction at corporate clients and suppliers, and reduce the carbon footprint of society.										
Themes	Indicators	FY2020		FY2021		FY2022	FY2030	FY2050	FY2021 Target Achievement Status	
		Results	Targets	Results	Targets	Targets	Targets	Targets		
Reducing Energy Usage and CO ₂ Emissions by Transforming Customer Processes	Social and environmental value	Amount of contribution to CO ₂ reduction ¹ (thousand tons)	578	590	585	700	640		△	
	Economic value	Solution sales (billion yen)	51	56	56	66	71		△	
Energy Usage and CO ₂ Emissions Reduction Related to Konica Minolta Sites, Business Partners, Products and Services	CO ₂ emissions over the product lifecycle ²	Reduction of CO ₂ emissions (thousand tons)	821	—	790	—	970	800	400	○
		Reduction rate (%) over FY2005	60	—	61	—	57	60	80	○
	Reduction of environmental impact of Konica Minolta production sites ³	Social and environmental value	Reduction of CO ₂ emissions (thousand tons)	4	4	12	10	18		○
		Economic value	Monetary equivalent of energy reduction (million yen)	79	89	270	210	350		○
	Reduction of environmental impact through the use of Konica Minolta products and services	Social and environmental value	Amount of CO ₂ reduced through procurement of renewable energy (thousand tons)	7	6	10	12	20		△
		Economic value	Percentage of renewable energy use (%)	6.5	—	8.3	—	10	30	100
	Reduction of environmental impact at suppliers using DX ³	Social and environmental value	Reduction of CO ₂ emissions (thousand tons)	14	16	25	28	50		△
		Economic value	Sales from sustainable solutions (billion yen)	676	770	597	690	690		△
	Reinforcing engagement with customers using DX	Social and environmental value	Amount of contribution to CO ₂ reduction ¹ (thousand tons)	1.1	1.0	2.8	2.1	5.0		○
		Economic value	Monetary equivalent of energy reduction (million yen)	16	15	43	32	77		○
Reinforcing engagement with customers using DX	Economic value	Number of customer relationships strengthened ⁴	285	320	303	—	408		—	
		Number of times participating in business talks ⁵	212	160	153	—	181		—	
		Sales Contributions ⁶ (million yen)	692	700	892	—	1000		—	

Note: Targets and results have been revised retrospectively to fiscal 2020 figures as the method of calculating the effects of measures was changed in fiscal 2021.

¹ Contribution to CO₂ reduction: Volume of CO₂ emissions reduced at customers, business partners and the broader society

² CO₂ emissions over the product lifecycle, from procurement, production, distribution, sales and service to use by the customer

³ Reduction amount for each fiscal year due to the measures implemented during medium-term plan

⁴ Enhanced customer relations: Number of business opportunities gained by providing customers with environment-related technologies and know-how

⁵ Business negotiation participation: Number of proposed products for which a quotation was submitted out of the number of enhanced customer relations

⁶ Sales contribution: Total amount of sales of products proposed at the above-mentioned business negotiations

Using Limited Resources Effectively									
Vision for 2030: Promote the effective use of resources at Konica Minolta, while also helping corporate clients and suppliers to achieve effective use.									
Themes	Indicators	FY2020		FY2021		FY2022	FY2021 Target Achievement Status		
		Results	Targets	Results	Targets	Targets			
Effective Use of Resources by Transforming Customer Business Processes	Social and environmental value	Reduction of waste discharge of customers (thousand tons)	320	330	320	350	350	△	
	Economic value	Solution sales (billion yen)	53	58	59.9	71	78	△	
Effective Use of Resources Relating to Konica Minolta Sites, Suppliers, Products and Services	Reduction of environmental impact of Konica Minolta production sites ¹	Social and environmental value	Reduction of waste discharge (thousand tons)	0.6	0.5	1.3	1.0	1.7	○
		Economic value	Monetary equivalent of waste reductions (million yen)	130	110	260	200	300	○
	Reduction of environmental impact through the use of Konica Minolta products and services	Social and environmental value	Amount of resources saved and recycled (thousand tons)	12	14	12	14	15	△
		Economic value	Sustainable solution sales (billion yen)	676	770	597	690	690	△

Note: Targets and results have been revised retrospectively to fiscal 2020 figures as the method of calculating the effects of measures was changed in fiscal 2021.

¹Reduction amount for each fiscal year due to the measures implemented during medium-term plan

Cross-cutting Activities Supporting Material Issues

Attract ESG investment by providing solutions to social issues and sustainable growth

Themes	Indicators	FY2020		FY2021		FY2022	FY2021 Target Achievement Status
		Results	Targets	Results	Targets	Targets	
Attract ESG investment by providing solutions to social issues and sustainable growth	Social and environmental value ESG initiatives continue to earn top marks	High assessment	High assessment	High assessment	High assessment	High assessment	○

Response to social trends in regards to supply chain

Themes	Indicators	FY2020		FY2021		FY2022	FY2021 Target Achievement Status
		Results	Targets	Results	Targets	Targets	
CSR procurement	Percentage of suppliers requested to carry out CSR activities	—	(Same as FY21)	100%	100% of suppliers asked to take CSR measures during the medium-term plan's period (FY2020-FY2022)		○
	Number of CSR assessments	Four Group manufacturing sites, 40 suppliers	(Same as FY21)	13 Group manufacturing sites, 30 suppliers	CSR assessments carried out at all Group manufacturing sites and important suppliers (about 100 companies) during the medium-term plan's period (FY2020-FY2022)		○
	Number of CSR third-party audits (RBA-VAP)	One supplier	(Same as FY21)	Two Group manufacturing sites, one supplier	CSR third-party audits (RBA-VAP) carried out at particularly important Group manufacturing sites and particularly important suppliers (total of seven sites) during the medium-term plan's period (FY2020-FY2022)		○
	Number of final product production sites receiving RBA certification (Silver or higher)	0	0	0	3	7	×
	Economic value Loss of sales opportunities	0	0	0	0	0	○
Practicing responsible minerals procurement	Social and environmental value Percentage of suppliers returning conflict mineral surveys (%)	98	(Same as FY21)	96	Maintained at 95% or higher in every year		○
	Social and environmental value Percentage responding to requests for surveys from customers (%)	100% response	(Same as FY21)	100% response	Maintained at 100% or higher in every year		○

Occupational Safety and Health

Themes	Indicators	FY2020		FY2021		FY2022	FY2030	FY2020 Target Achievement Status
		Results	Targets	Results	Targets	Targets	Targets	
Preventing occupational accidents	Social and environmental value Serious accidents ¹	0	0	0	0	0	—	○
	Economic value Major business losses caused by serious accidents(JPY)	0	0	0	0	0	—	○
	Social and environmental value Rate of lost-worktime injuries ² (%)	0.17	0.21	0.19	0.19	0.15	0.10 or less	○

¹ Serious accidents: (1) Death, disease requiring a long recovery period (or the possibility thereof), an injury resulting in a disability (or the possibility thereof), or a specific contagious disease
² An accident resulting in the death or injury of three or more workers during work at one point or the contraction of a disease (including accidents not accompanied by lost worktime)

² Frequency rate of lost-worktime injuries: The number of persons absent from work per one million total actual working hours for current employees

Sustainability Targets and Results for the Period of Medium Term Business Plan "SHINKA 2019" (FY2017–FY2019)

Targets and Results Regarding Environmental Impact

100% or above : ○ 80% of above, less than 100% : △ Less than 80% : ×

Green Products (planning and development)

Medium–Term Environmental Plan 2019	Fiscal 2017 Results	Fiscal 2018 Results	Fiscal 2019 Results
(1) Creation of Sustainable Green Products (SGPs) sought by customers and society			
Business value			
Sales Sustainable Green Products sales:770 billion yen (sales ratio: 70%) Cost reductions Resource-saving cost reduction	Sales Sustainable Green Products sales:657.6 billion yen (sales ratio: 64%) Cost reductions Resource-saving cost reduction	○ Sales Sustainable Green Products sales:778.5 billion yen (sales ratio: 74%) Cost reductions Resource-saving cost reduction	○ Sales Sustainable Green Products sales:733.1 billion yen (sales ratio: 74%) Cost reductions Resource-saving cost reduction
Environmental value			
Preventing global warming CO ₂ emissions reduction during product usage: 17.2 thousand tons CO ₂ emissions reduction in the procurement stage: 45.9 thousand tons Supporting a recycling-oriented society Effective resource utilization: 11.3 thousand tons Reducing chemical substance risks Control emissions + Social issue solutions based on SDGs	Preventing global warming CO ₂ emissions reduction during product usage: 10.9 thousand tons CO ₂ emissions reduction in the procurement stage: 37.1 thousand tons Supporting a recycling-oriented society Effective resource utilization: 10.3 thousand tons	○ Preventing global warming CO ₂ emissions reduction during product usage: 15.0 thousand tons CO ₂ emissions reduction in the procurement stage: 41.8 thousand tons Supporting a recycling-oriented society Effective resource utilization: 12.6 thousand tons	○ Preventing global warming CO ₂ emissions reduction during product usage: 14.8 thousand tons CO ₂ emissions reduction in the procurement stage: 39.2 thousand tons Supporting a recycling-oriented society Effective resource utilization: 12.4 thousand tons
(2) Complying with government procurement standards and environmental label requirements			
Business value			
Sales Eliminate lost sales opportunities	○ Sales Eliminated lost sales opportunities	○ Sales Eliminated lost sales opportunities	○ Sales Eliminated lost sales opportunities
Environmental value			
Environment overall Reduce environmental impact through compliance with standards	○ Environment overall Reduced environmental impact through compliance with standards	○ Environment overall Reduced environmental impact through compliance with standards	○ Environment overall Reduced environmental impact through compliance with standards
(3) Dependably complying with product-related laws and regulations			
Business value			
Risk avoidance Eliminate effect on sales	○ Risk avoidance Eliminated effect on sales	○ Risk avoidance Eliminated effect on sales	○ Risk avoidance Eliminated effect on sales
Environmental value			
Reducing chemical substance risks Reduce hazardous chemical substance risk by conforming to laws and regulations	○ Reducing chemical substance risks Reduced hazardous chemical substance risk by conforming to laws and regulations	○ Reducing chemical substance risks Reduced hazardous chemical substance risk by conforming to laws and regulations	○ Reducing chemical substance risks Reduced hazardous chemical substance risk by conforming to laws and regulations

Green Factory (procurement and production)

Medium–Term Environmental Plan 2019	Fiscal 2017 Results	Fiscal 2018 Results	Fiscal 2019 Results
(1) Excellent Green Factory activities			
Business value			
Cost reductions Energy and resource cost reduction	○ Cost reductions Energy and resource cost reduction	○ Cost reductions Energy and resource cost reduction	○ Cost reductions Energy and resource cost reduction
Environmental value			
Preventing global warming CO ₂ emissions reduction in production activities: 19 thousand tons Supporting a recycling-oriented society Effective resource utilization: 2.8 thousand tons Restoring and preserving biodiversity Water consumption reduction: 220 thousand m ³	Preventing global warming CO ₂ emissions reduction in production activities: 25.6 thousand tons Supporting a recycling-oriented society Effective resource utilization: 4.0 thousand tons Restoring and preserving biodiversity Water consumption reduction: 259 thousand m ³	○ Preventing global warming CO ₂ emissions reduction in production activities: 26.5 thousand tons Supporting a recycling-oriented society Effective resource utilization: 7.1 thousand tons Restoring and preserving biodiversity Water consumption reduction: 274 thousand m ³	○ Preventing global warming CO ₂ emissions reduction in production activities: 30.1 thousand tons Supporting a recycling-oriented society Effective resource utilization: 6.7 thousand tons Restoring and preserving biodiversity Water consumption reduction: 409 thousand m ³

(2) Expansion of Green Supplier activities				
Business value				
Cost reductions Supplier cost reductions	Cost reductions Supplier cost reductions	Cost reductions Supplier cost reductions	Cost reductions Supplier cost reductions	Cost reductions Supplier cost reductions
Sales Measures and expertise database creation, and knowledge commercialization				Sales Measures and expertise database creation, and knowledge commercialization
Environmental value				
Preventing global warming CO ₂ emissions reduction at suppliers: 5 thousand tons	Preventing global warming CO ₂ emissions reduction at suppliers: 3.4 thousand tons	Preventing global warming CO ₂ emissions reduction at suppliers: 9.1 thousand tons	Preventing global warming CO ₂ emissions reduction at suppliers: 14.7 thousand tons	Preventing global warming CO ₂ emissions reduction at suppliers: 14.7 thousand tons
Supporting a recycling-oriented society Effective resource utilization at suppliers: 0.25 thousand tons	Supporting a recycling-oriented society Effective resource utilization at suppliers: 0.26 thousand tons	Supporting a recycling-oriented society Effective resource utilization at suppliers: 0.63 thousand tons	Supporting a recycling-oriented society Effective resource utilization at suppliers: 1.29 thousand tons	Supporting a recycling-oriented society Effective resource utilization at suppliers: 1.29 thousand tons
(3) Expanded adoption of renewable energy				
Business value				
Sales Eliminate lost sales opportunities	Sales Eliminated lost sales opportunities	Sales Eliminated lost sales opportunities	Sales Eliminated lost sales opportunities	Sales Eliminated lost sales opportunities
Environmental value				
Preventing global warming Renewable energy ratio: 1%	Preventing global warming Renewable energy ratio: 0.4%	Preventing global warming Renewable energy ratio: 1.5%	Preventing global warming Renewable energy ratio: 5.3%	Preventing global warming Renewable energy ratio: 5.3%
(4) Supply chain risk response				
Business value				
Risk avoidance Eliminate environmental impact from procurement, production, and sales	Risk avoidance Eliminated environmental impact from procurement, production, and sales	Risk avoidance Eliminated environmental impact from procurement, production, and sales	Risk avoidance Eliminated environmental impact from procurement, production, and sales	Risk avoidance Eliminated environmental impact from procurement, production, and sales
Environmental value				
Environment overall Environmental impact reduction through standards compliance	Environment overall Environmental impact reduction through standards compliance	Environment overall Environmental impact reduction through standards compliance	Environment overall Environmental impact reduction through standards compliance	Environment overall Environmental impact reduction through standards compliance

Green Marketing (distribution, sales and service, and collection and recycling)

Medium-Term Environmental Plan 2019	Fiscal 2017 Results	Fiscal 2018 Results	Fiscal 2019 Results
(1) Strengthening relationships with customers globally			
Business value			
Sales Acquire sales opportunities	Sales Acquired sales opportunities	Sales Acquired sales opportunities	Sales Acquired sales opportunities
Environmental value			
Environment overall Reduce customers' environmental impact	Environment overall Reduced customers' environmental impact	Environment overall Reduced customers' environmental impact	Environment overall Reduced customers' environmental impact
(2) Optimizing the supply chain and linking environmental initiatives			
Business value			
Cost reductions Reduce cost of distribution and packaging	Cost reductions Reduced cost of distribution and packaging	Cost reductions Reduced cost of distribution and packaging	Cost reductions Reduced cost of distribution and packaging
Environmental value			
Preventing global warming CO ₂ emissions reduction in distribution: 0.3 thousand tons	Preventing global warming CO ₂ emissions reduction in distribution: 0.5 thousand tons	Preventing global warming CO ₂ emissions reduction in distribution: 0.6 thousand tons	Preventing global warming CO ₂ emissions reduction in distribution: 0.3 thousand tons
Supporting a recycling-oriented society Effective resource utilization: 0.04 thousand tons	Supporting a recycling-oriented society Effective resource utilization: 0.007 thousand tons	Supporting a recycling-oriented society Effective resource utilization: 0.03 thousand tons	Supporting a recycling-oriented society Effective resource utilization: 0.42 thousand tons
(3) Complying with laws on collection and recycling of used products			
Business value			
Risk avoidance Eliminate effect on sales	Risk avoidance Eliminated effect on sales	Risk avoidance Eliminated effect on sales	Risk avoidance Eliminated effect on sales
Environmental value			
Supporting a recycling-oriented society Resource recycling through collection and recycling of used products	Supporting a recycling-oriented society Resource recycling through collection and recycling of used products	Supporting a recycling-oriented society Resource recycling through collection and recycling of used products	Supporting a recycling-oriented society Resource recycling through collection and recycling of used products

Targets and Results Regarding Social Impact

Social Innovation

Key Action	Fiscal 2017		Fiscal 2018		Fiscal 2019	
	Targets	Results	Targets	Results	Targets	Results
Business development that contributes solutions to social issues	<ul style="list-style-type: none"> Promote new business development through core technologies and open innovation Promote business development at the company's five Business Innovation Centers (BICs) Establish KPIs for the social outcomes of new businesses 	<ul style="list-style-type: none"> Four BIC projects brought a product to market BIC Japan released "Kunkun body" body odor detector, a product that makes body odor visible Conducted surveys of nursing care staff about their satisfaction with Care Support Solutions® 	<ul style="list-style-type: none"> Promote new business development through core technologies and open innovation Promote business development at the company's five Business Innovation Centers (BICs) Continue to survey nursing care staff about their satisfaction with Care Support Solutions® and implement improvements for any issues identified 	<ul style="list-style-type: none"> Began marketing of WoundAide, an automatic wound measurement system for medical institutions in Singapore (BIC Asia Pacific) Conducted surveys of nursing care staff about their satisfaction with Care Support Solutions and addressed issues 	<ul style="list-style-type: none"> Promote new business development through core technologies and open innovation Promote business development at the company's five Business Innovation Centers (BICs) Increase customer satisfaction with Care Support Solutions by using data to address issues 	<ul style="list-style-type: none"> Brought to market hybrid multilingual interpretation service, KOTOBAL, which was developed in Japan in October Conducted satisfaction survey of existing customers and revamped the entire service to create HitomeQ Care Support, with the addition of consulting based on identified issues

Customer Satisfaction and Product Safety

Key Action	Fiscal 2017		Fiscal 2018		Fiscal 2019	
	Targets	Results	Targets	Results	Targets	Results
Achieving top-tier quality and reliability/Enhancing the security of products and services	<ul style="list-style-type: none"> Number of serious product-related accidents*1: 0 Risk assessment practices: 12 times/year 	<ul style="list-style-type: none"> Number of serious product-related accidents*1: 0 Risk assessment practices: 12 times/year 	<ul style="list-style-type: none"> Number of serious product-related accidents*1: 0 Number of serious security incidents*2 in the service business area: 0 	<ul style="list-style-type: none"> Number of serious product-related accidents*1: 0 Number of serious security incidents*2 in the service business area: 0 	<ul style="list-style-type: none"> Number of serious product-related accidents*1: 0 Number of serious security incidents*2 in the service business area: 0 	<ul style="list-style-type: none"> Number of serious product-related accidents*1: 0 Number of serious security incidents*2 in the service business area: 0
Creating new quality value	<ul style="list-style-type: none"> Continue conducting satisfaction surveys, set targets, and make improvements 	<ul style="list-style-type: none"> Customer satisfaction surveys conducted according to the characteristics of each business area Identified issues for each business area and made improvements 	<ul style="list-style-type: none"> Continue conducting satisfaction surveys and implement improvements based on the results Construct verification processes for customer value creation using design thinking 	<ul style="list-style-type: none"> Customer satisfaction surveys conducted according to the characteristics of each business area and improvements made on issues Built the framework of verification processes for customer value creation 	<ul style="list-style-type: none"> Continue conducting satisfaction surveys and implement improvements based on the results Construct verification processes for customer value creation using design thinking 	<ul style="list-style-type: none"> Customer satisfaction surveys conducted according to the characteristics of each business area and improvements made on issues Constructed and deployed customer value verification processes in the business divisions

*1 **Serious product-related accidents** refer to those accidents that cause serious harm to the product user's life and/or body and accidents that cause serious damage to assets other than the product.

*2 **Serious security incidents** refer to those product-security incidents that cause serious and significant harm to the product user's business.

Responsible Supply Chain

Key Action	Fiscal 2017		Fiscal 2018		Fiscal 2019	
	Targets	Results	Targets	Results	Targets	Results
Promoting CSR in the supply chain	CSR procurement <ul style="list-style-type: none"> Request that suppliers carry out CSR activities: 100% implementation CSR assessment: Complete assessments of all Group production sites and approximately 120 important suppliers by the end of fiscal 2019 CSR audit: Complete audits of two important Group production sites and two important suppliers by the end of fiscal 2019 	CSR procurement <ul style="list-style-type: none"> Requested that suppliers carry out CSR activities: 100% implementation CSR assessment: Completed assessment of three Group production sites and 50 important suppliers CSR audit: Completed audit of two important Group production sites and one important supplier 	CSR procurement <ul style="list-style-type: none"> Request that suppliers carry out CSR activities: 100% implementation CSR assessment: Complete assessments of all Group production sites and approximately 120 important suppliers by the end of fiscal 2019 CSR audit: Complete audits of two important Group production sites and two important suppliers by the end of fiscal 2019 	CSR procurement <ul style="list-style-type: none"> Requested that suppliers carry out CSR activities: 100% implementation CSR assessment: Completed assessment of 18 Group production sites and 15 important suppliers CSR audit: Confirmed improvements in areas indicated in CSR audits at two Group production sites 	CSR procurement <ul style="list-style-type: none"> Request that suppliers carry out CSR activities: 100% implementation CSR assessment: Complete assessments of 60 important suppliers CSR audit: Complete an audit of an important supplier 	CSR procurement <ul style="list-style-type: none"> Requested that suppliers carry out CSR activities: 100% implementation CSR assessment: Completed assessment of 2 Group production sites and 41 important suppliers CSR audit: Conducted an audit of one particularly important supplier
	Response to conflict mineral issues <ul style="list-style-type: none"> Supplier response rate to conflict mineral surveys: 95% or higher Respond to customers' requests for surveys: 100% 	Response to conflict mineral issues <ul style="list-style-type: none"> Supplier response rate to conflict mineral surveys: 99% Responded to customers' requests for surveys: 100% 	Response to conflict mineral issues <ul style="list-style-type: none"> Supplier response rate to conflict mineral surveys: 95% or higher Respond to customers' requests for surveys: 100% 	Response to conflict mineral issues <ul style="list-style-type: none"> Supplier response rate to conflict mineral surveys: 98% Responded to customers' requests for surveys: 100% 	Response to conflict mineral issues <ul style="list-style-type: none"> Supplier response rate to conflict mineral surveys: Maintaining 95% or higher Respond to customers' requests for surveys: 100% 	Response to conflict mineral issues <ul style="list-style-type: none"> Supplier response rate to conflict mineral surveys: 95% Responded to customers' requests for surveys: 100%

Human Capital

Key Action	Fiscal 2017		Fiscal 2018		Fiscal 2019	
	Targets	Results	Targets	Results	Targets	Results
Work-style reform	<ul style="list-style-type: none"> Define actions and work methods required for each business portfolio and implement disruptive innovation in work-style reforms based on business process reforms and use of robotics and AI Improve productivity per unit of time, promote collaboration, and promote diversity 	<ul style="list-style-type: none"> Full-scale implementation of a remote work system Allowed employees to take a second job or work concurrently to promote innovation Introduced a job return system Utilized RPA*3 to enhance the efficiency of 45 operations, saving 4,200 hours 	<ul style="list-style-type: none"> Prepare operational and workplace environments Reform operational processes Make the most of diverse talent Expand systems Clarify roles and authorities Enhance efficiency using RPA*3: Save approximately 19,000 hours 	<ul style="list-style-type: none"> Used system allowing second job or concurrent working: About 30 people Liberalized office dress code Introduced a new hourly leave system Enhanced efficiency using RPA*3: Saved approximately 19,000 hours 	<ul style="list-style-type: none"> Prepare operational and workplace environments Make the most of diverse human resources Enhance efficiency using RPA*3: Save approximately 28,000 hours 	<ul style="list-style-type: none"> Improving business and workplace environments: Constructed a new building in Takatsuki as a development base for imaging IoT and AI technologies Utilizing diverse human resources: Began making management appointments not based on age Enhanced efficiency using RPA*3: Saved approximately 31,500 hours
Developing human capital	<ul style="list-style-type: none"> Continue implementing human resource development program (Global e-Juku) for global group managers Define ideal human resources, required abilities and skills to achieve new medium-term business plan Accelerate human capital development for young employees Create business producers who create new businesses from the customer's perspective 	<ul style="list-style-type: none"> Implemented Global e-Juku (34 people from 13 countries participated) Expanded educational programs based on a clear picture of the ideal human resources and the necessary skills and abilities Launched an overseas training program for young employees in Japan (total of 24 people sent overseas) Implemented a program for employees to learn about digital innovation creation through new business proposals 	<ul style="list-style-type: none"> Accelerate the development of high-potential human resources, and foster global human resources development for executives Promote an overseas training program for young employees in Japan Develop entrepreneurs who can create new businesses based on customer needs Develop human resources who can establish IoT business models 	<ul style="list-style-type: none"> Implemented Global e-Juku (16 participants) Offered overseas training program for young employees in Japan: 31 participants Implemented 9th business producers development program (Challenge Gijutsusha Forum (CGF)): 20 participants Enhanced internal training program in line with educational system needed to develop data scientists (DS) and KM product owners (KMPO): 254 DSs certified and 168 KMPOs registered 	<ul style="list-style-type: none"> Expand pool of executive candidates to globally lead transformation into a digital company with insight into implicit challenges and accelerate their development (Global E-Juku, overseas training program for young employees) Establish a culture and system for creating organizations full of business athletes who can win out globally (KIZUKI workshops) 	<ul style="list-style-type: none"> Implemented Global E-Juku: 18 participants (10 from Japan, 8 from outside Japan) Offered Global Assignment Program for early career talent in Japan: Total of 98 participants since FY2017 Held KIZUKI workshops (16 sessions, total of 326 participants)
Occupational safety and health	<ul style="list-style-type: none"> Serious accidents*4: 0 Frequency rate of accidents causing absence from work*5: 0.1 or less Improve global health and safety management by senior management Implement comprehensive risk management to comprehensively reduce equipment, material, work, and work environment risks Enhance the safety culture: Top management involvement in safety promotion, workplace safety management, and individual safety awareness improvement 	<ul style="list-style-type: none"> Serious accidents*4: 0 Frequency rate of accidents causing absence from work*5: Japan, 0.22; Overseas, 0.20 According to Konica Minolta's original safety management indicator Unsafety Marks,*6 a 20% reduction was achieved over the past three years 	<ul style="list-style-type: none"> Serious accidents*4: 0 Frequency rate of accidents causing absence from work*5 (FY2017 to FY2019): 0.1 or less Improve health and safety management capability using Konica Minolta's original Unsafety Marks*6 Advance comprehensive risk management that broadly minimizes equipment, materials, operation and work environment risks Enhance the safety culture: Top management involvement in safety promotion, workplace safety management, and individual safety awareness improvement 	<ul style="list-style-type: none"> Serious accidents*4: 1 Frequency rate of accidents causing absence from work*5: Japan, 0.25; Overseas, 0.20 According to Konica Minolta's original safety management indicator Unsafety Marks,*6 a 20% reduction was maintained for the yearly average for fiscal 2014-2016 Provided e-Learning to increase safety awareness to 12,000 people a month (all employees of Konica Minolta, Inc. and employees of Group companies in Japan), with about 90% taking the training 	<ul style="list-style-type: none"> Serious accidents*4: 0 Frequency rate of accidents causing absence from work*5: 0.1 or less Improve health and safety management capability using Konica Minolta's original Unsafety Marks*6 Advance comprehensive risk management that broadly minimizes equipment, materials, operation and work environment risks Enhance the safety culture: Top management involvement in safety promotion, workplace safety management, and individual safety awareness improvement 	<ul style="list-style-type: none"> Serious accidents*4: 0 Frequency rate of accidents causing absence from work*5: Japan, 0.23; Overseas, 0.23 According to Konica Minolta's original safety management indicator Unsafety Marks*6, a 27% reduction was achieved compared to the yearly average for fiscal 2014-2016 Provided e-Learning to increase safety awareness to 12,000 people a month (all employees of Konica Minolta, Inc. and employees of Group companies in Japan), with about 86% taking the training
Improving employee health	<ul style="list-style-type: none"> Curb the number of absences due to illness: 38 (as of April 1, 2018) Reduce the number of employees with health risks (1) Rate of reduction of people with risk of requiring ongoing hospital treatment for blood pressure, blood sugar, lipids: Reduce by 21.3% from FY2016 (2) Rate of reduction of people with specific health guidance: Reduce by 14.9% from FY2016 	<ul style="list-style-type: none"> Curbed the number of absences due to illness: 26 (as of April 1, 2018) Reduced the number of employees with health risks (1) Rate of reduction of people with risk of requiring ongoing hospital visits for blood pressure, blood sugar, lipids: Reduced by 4.3% from FY2016 (2) Rate of reduction of people with specific health guidance: Reduced by 3.3% from FY2016 	<ul style="list-style-type: none"> Curb the number of absences due to illness (Konica Minolta, Inc.) Reduce the number of employees with health risks (Konica Minolta, Inc.) (1) Employees with high physical health risk: Reduce by 4.5% from FY2017 (2) Employees needing specified health guidance (persons needing active support): Reduce by 3% from FY2017 	<ul style="list-style-type: none"> Curbed the number of absences due to illness (Konica Minolta, Inc.) Number of absences due to illnesses: 28 (as of April 1, 2019) Reduced the number of employees with health risks (Konica Minolta, Inc.) (1) Employees with physical health risks: Reduced by 22.3% from FY2017 (2) Employees needing specified health guidance (persons needing active support): Reduced by 3.7% from FY2017 	<ul style="list-style-type: none"> Curb the number of absences due to illness (Konica Minolta, Inc.) Number of absences due to illnesses: 25 or less (as of April 1, 2020) Reduce the number of employees with health risks (Konica Minolta, Inc.) (1) Employees with high physical health risk: Reduce by 5% from fiscal 2018 (2) Employees needing specified health guidance (persons needing active support): Reduce by 3% from FY2018 	<ul style="list-style-type: none"> Curbed the number of absences due to illness (Konica Minolta, Inc.) Number of absences due to illnesses: 25 (as of April 1, 2020) Reduced the number of employees with health risks (Konica Minolta, Inc.) (1) Employees with physical health risks: Reduced by 5.4% from FY2018 (2) Employees needing specified health guidance (persons needing active support): Reduced by 3.5% from FY2018

*3 RPA (Robotic Process Automation): Automating routine business processes on a personal computer

*4 Serious accidents : (1) Death, disease requiring a long recovery period (or the possibility thereof), an injury resulting in a disability (or the possibility thereof), or a specific contagious disease; (2) an accident resulting in the death or injury of three or more workers during work at one point or the contraction of a disease (including accidents not accompanied by lost worktime)

*5 Frequency rate of accidents causing absence from work : The number of persons absent from work per one million total actual working hours for current employees

*6 Unsafety Marks : Numerical values obtained by assigning points based on the number, type and severity of accidents that occur in a workplace

Diversity

Key Action	Fiscal 2017		Fiscal 2018		Fiscal 2019	
	Targets	Results	Targets	Results	Targets	Results
Supporting women's career advancement	<ul style="list-style-type: none"> · Foster awareness and a culture supportive of diversity, with a focus on promoting participation by women · Consider ways of supporting life events affecting both men and women, such as childbirth, child-rearing and care-taking, and consider work styles tailored to these life events · Appoint female managers: Women hold 5% of all management positions · Raise the percentage of women among new graduate hires 	<ul style="list-style-type: none"> · Established a Corporate Diversity Office directly under the president · Held workshops for key personnel groups (top management, general managers, managers, and all women employees) · Conducted a survey to ascertain the actual situation for employees with home care responsibilities, and distributed information to relieve concerns · Appointed female managers: Women held 5.5% of all management positions · Actively recruited women graduates: Percentage of women among new graduate hires: 33% 	<ul style="list-style-type: none"> · Foster awareness and a culture supportive of diversity, with a focus on promoting participation by women · Consider ways of supporting life events affecting both men and women, such as childbirth, child-rearing and caretaking, and consider work styles tailored to these life events · Appoint female managers (target for fiscal 2019: Women hold 7% of all management positions) · Raise the percentage of women among new graduate hires (30% or more) 	<ul style="list-style-type: none"> · Launched Diversity Advocates · Held workshops for key personnel groups (top management, general managers, managers, and all women employees) · Held lectures to prepare for and alleviate worries about caregiving · Women held 6.2% of all management positions (as of April 2019) · Percentage of women among new graduate hires: 31% (as of April 2019) 	<ul style="list-style-type: none"> · Foster awareness and a culture supportive of diversity, with a focus on promoting participation by women · Consider ways of supporting life events affecting both men and women, such as childbirth, child-rearing and caretaking, and consider work styles tailored to these life events · Target for appointing female managers: Women hold 7% of all management positions) · Raise the percentage of women among new graduate hires (30% or more) 	<ul style="list-style-type: none"> · Held workshops for key personnel (managers and women employees) · Issued messages from management to support women as an initiative for International Women's Day at overseas sites · Promoted Diversity Advocates · Women held 6.9% of all management positions (as of April 2020) · Percentage of women among new graduate hires: 36% (fiscal 2019)
Utilizing employee experiences gained outside the company and abroad	<ul style="list-style-type: none"> · Proactively hire and train non-Japanese employees in Japan 	<ul style="list-style-type: none"> · Percentage of non-Japanese nationals among new employees hired by Konica Minolta, Inc.: 14% (April 2018) 	<ul style="list-style-type: none"> · Active recruitment of mid career human resources and personnel from outside of Japan · Provide opportunities to gain experience and knowledge outside of the company · Promote exchanges among employees globally and provide venues for innovation creation where diverse employees can inspire and learn from each other 	<ul style="list-style-type: none"> · Percentage of non-Japanese nationals among new employees hired by Konica Minolta, Inc.: 19% (April 2019) · Percentage of mid-career hires among total recruitment: 53% (Konica Minolta, Inc.) 	<ul style="list-style-type: none"> · Active recruitment of mid career human resources and personnel from outside of Japan · Provide opportunities to gain experience and knowledge outside of the company · Promote exchanges among employees globally and provide venues for innovation creation where diverse employees can inspire and learn from each other 	<ul style="list-style-type: none"> · Percentage of non-Japanese nationals among new employees hired by Konica Minolta, Inc.: 10% (April 2020) · Percentage of mid-career hires among total recruitment: 40% (Konica Minolta, Inc.) · Providing opportunities to gain experience and knowledge outside the company: Expanded self-development support system · Providing an innovation creation space to allow global human resources to interact, inspire, and learn from one another: Launched an initiative to create and accelerate innovation, focused on sales companies in the Europe and Asia Pacific regions

Material Issues

Material Issue 1: Improving Fulfillment in Work and Corporate Dynamism

Background

Social and environmental issue outlook for 2030

Many economies around the world, including Japan, are expected to see labor shortages. As industrial structures change, there will be imbalances in the type of labor force needed. There will be labor shortages in some areas and more mismatches between the skills people have and the skills jobs require. By 2030, a total labor shortage of about 100 million people is anticipated in the countries that make up the top 70% of global GDP.

Many jobs will need to be performed using technologies such as robotics and automation. This will occur not just on the manufacturing floor, but in offices as well. While it is important to increase productivity with technology, human creativity must also be fostered to solve the global labor shortage.

Opportunities for Konica Minolta to create value, and risks to be minimized

Opportunities

- Through Konica Minolta businesses
 - Improving productivity of customer organizations and increasing time for creativity by providing work-style solutions using digital technology
 - Improving productivity and employee engagement in the supply chains of customer organizations by providing products and services that transform the workflows of frontline workers
 - Eliminating labor shortages and strengthening cyber security by eliminating the gap in IT access faced by small and medium enterprises
- Internal action to create value
 - Realizing the full potential of human resources, who are the source of new value, and creating organizations where individuals thrive

Risks

- Affecting Konica Minolta
 - Mismatches between employee skills and their work due to rapid changes in systems and environments
 - Declines in employee diversity, independence, and ability to innovate due to stagnated efforts to create workplaces that promote diversity

Vision for 2030 and Medium-Term Plan 2022

Vision for 2030: Increase labor productivity for corporate clients, society, and Konica Minolta. Make time for creativity, and promote workplaces where all individuals can thrive.

Related SDGs: 

Themes	Indicators		FY2020	FY2021		FY2022
			Results	Results	Targets	Targets
Increasing customer productivity and making time for creativity						
Creating an organization that draws out potential talent so that individuals can shine	Social and environmental value	Strategic assignment of managerial candidates (%) *1	70	98	100	100
		Number of DX leaders*2 trained (people)	-	24	27	40
		Employees engagement score	GES*3 designing	GES implementation Problem identification and goal setting	GES implementation Problem identification and goal setting	10% score increase in GES (Compared to FY2021)
		Percentage of management positions held by women (%) *4	7.2	9.1	8	10% or more
		Percentage of women among new graduate hires (%) *4	23	35	30% or more	Maintained at 30% or more

*1 Percentage of employees assigned to strategic leadership positions

*2 DX leader: Leaders who can meet customer needs with digital solutions

*3 GES (Global Employee Survey)

*4 Target scope: Regular employees of Konica Minolta, Inc. as of April 1 following each fiscal year

Konica Minolta's Approach

As work styles become more diversified, Konica Minolta looks to provide solutions that increase productivity and enable creativity-inspiring work styles in diverse locations, while enhancing personal motivation, fulfillment in work, and corporate growth. Specifically, by utilizing options like Intelligent Connected Workplaces,* on-demand production, imaging IoT, and reducing the amount of time spent on basic tasks, Konica Minolta is helping customers to improve their productivity and shift their focus to creative work. By combining imaging IoT and digital technologies, Konica Minolta can make the inefficiency hidden in a customer's workflow visible. Moreover, the company can take a close look at the customer's workflow and provide services tailored for its particular business. With these capabilities, Konica Minolta will help customers to increase productivity and make time for creativity, while also helping to minimize the disadvantages in terms of IT access, recruitment, and entrepreneurial opportunities.

At Konica Minolta itself, the emphasis will be on realizing the full potential of human resources and empowering individuals to thrive and produce new value. Konica Minolta will do this by developing workplaces and a corporate culture where individual employees can reach their full potential with a sense of personal motivation and engagement.

* Intelligent Connected Workplace: A smart work environment that connects people and information, and where value can be created by anyone, anytime, anywhere

Contents	Message from the CEO	Message from Corporate Vice President	Basic Approach and Systems for Sustainability Management	Sustainability Strategy	Material Issues	Activity Report		
						Environment	Social	Governance
Evaluation by External Parties	Stakeholder Engagement	Participation in Initiative	ESG Data	List of Policies	External Assurance	Guidelines Index	Reporting Policy	

Businesses: Increasing Customer Productivity and Making Time for Creativity

- Improving customer productivity and creativity through work style reform and decision-making support
 - › Supporting Customers with Digital Transformation — Workplace Hub
- Shortening lead time compared to conventional processes through on-demand production
 - › Using Digital Technology to Reduce the Environmental Impact of Commercial Printing-- Digital Inkjet Printer AccurioJet KM-1
- Making time for creativity by automating the inspection process at production sites
 - › Revolutionizing the Visual Inspection Process of Automobiles - Automatic Visual Inspection System
- Making time to provide care services by streamlining care staff workflow
 - › Providing Nursing Care Solutions to Address the Issues of a Super-Aged Society — HitomeQ Care Support

Internal Action: Creating an organization that draws out potential talent so that individuals can shine

- Systematically develop leaders by selecting young employees early on and strengthening the pipeline of women candidates for director positions
 - › Developing Human Capital
- Creating a corporate culture in which individuals can shine
 - › Promoting Reform of Corporate Culture and Communication
- Promoting diversity & inclusion
 - › Supporting Women’s Career Building
 - › Utilizing Employee Experiences Gained Outside the Company and Abroad
 - › Supporting the Efforts of Diverse Employees
 - › Employment of People with Disabilities

Material Issue 1: Improving Fulfillment in Work and Corporate Dynamism

Supporting customers to Digital Transformation – Workplace Hub

Related SDGs



Workplace Hub

Supporting customers to Digital Transformation

All business sites nowadays have a rising need to utilize digital innovation to generate greater efficiency and productivity, as well as to enable teleworking. However, many small and medium-size enterprises are still tied to paper documents and conventional workplaces due to issues such as a shortage of IT personnel and administrative burdens. Konica Minolta’s Workplace Hub, which is being rolled out globally, is an all-in-one IT service package that is customizable to corporate clients’ business challenges. It combines IT infrastructure/ services, multi-functional peripherals (MFPs), and maintenance/management. Workplace Hub provides an IT environment safeguarded by world-class security and offers “work styles that are a step ahead” based on the IT system maturity. By ensuring safety and security for personnel working remotely, while helping to promote collaboration in and outside the company, Workplace Hub can facilitate the customer’s digital transformation (DX).



Workplace Hub, a workflow transformer

Material Issue 1: Improving Fulfillment in Work and Corporate Dynamism

Using Digital Technology to Reduce the Environmental Impact of Commercial Printing — Digital Inkjet Press AccurioJet KM-1

Related SDGs



Digital Inkjet Press AccurioJet KM-1

Using Digital Technology to Reduce the Environmental Impact of Commercial Printing

Rising environmental awareness is driving demands for the field of commercial and industrial printing to break away from conventional methods where large amounts are printed and surplus is discarded. In the world of marketing, meanwhile, labels and packages for each event are being produced in small lots, and product/marketing strategies targeting individual consumers, such as including specific people’s names, is gaining ground.

Konica Minolta’s digital inkjet press AccurioJet KM-1 produces high image quality and excellent color stability comparable to that of conventional offset printing and can handle a wide range of printing papers. The new AccurioJet KM-1e is capable of printing not only on paper, but also on a wider range of print media, including plastic materials, which are in high demand for waste reduction. This allows the user to minimize waste. In addition, the KM-1e’s HD mode options deliver unparalleled printing quality for a digital printer. It also helps to reduce environmental impact by supporting compatibility with an increasing number of applications, becoming more and more useful across customers’ diverse operations. It also helps to reduce the labor-hours needed in the printing process due to its user-friendly operability, even for unskilled workers.



Digital inkjet printer AccurioJet KM-1 e

› [Site for production print products](#)

Material Issue 1: Improving Fulfillment in Work and Corporate Dynamism

Revolutionizing the Visual Inspection Process of Automobiles - Automatic Visual Inspection System

Related SDGs



Automatic Visual Inspection System

Issues

Improvement and stabilization of automotive visual inspection quality, and labor saving



Konica Minolta's Solution

Tunnel-type automatic inspection technology automates the inspection of paint defects and the flush & gap of car bodies. AI data analysis enables detailed classification and analysis of defects as well as automatic correction.

The need for automation of automotive production lines is increasing due to protracted labor shortages. Notably, visual cosmetic inspection to check the paint and the flush & gap of car bodies still relies heavily on visual human inspection, so improving and stabilizing inspection accuracy and labor saving are significant issues.

The Konica Minolta Group has combined its traditional strength in color measurement and control of the car exterior with [the automotive inspection technology of Eines Systems, a leading auto visual inspection company that joined the Group in 2019](#), to enable automatic quality inspection, root cause analysis of line defects, and automatic correction of paint defects. The tunnel-type paint defect inspection system and the flush & gap inspection system enable automated non-contact inspection in automotive production lines. The paint defect inspection system can even detect defects as small as the diameter of mechanical pencil lead. It can also classify and analyze paint defects in detail with the aid of AI data analysis.

In addition to improving inspection accuracy and efficiently allocating inspectors, the system reduces quality loss by tracing the results of defect analysis back to the cause of the defect and making improvements. It also utilizes the acquired defect data for traceability and factory DX, thereby contributing to the automation of not only visual inspection but also the entire factory. Konica Minolta currently holds the top position of the global market for tunnel-type inspection systems for paint cosmetic inspection and flush & gap measurement and is working to further disseminate its system. Konica Minolta will also contribute to manufacturing lines for electric vehicles (EVs), which are expected to spread and evolve, with its wide variety of inspection know-how and technologies.



For more information about our solutions, click here.

- [Eines Systems website: Paint Inspection Solutions](#)
- [Technology > Automatic inspection technology for automotive production lines](#)

Material Issue 1: Improving Fulfillment in Work and Corporate Dynamism

Providing Nursing Care Solutions to Address the Issues of a Super-Aged Society—HitomeQ Care Support

Related SDGs

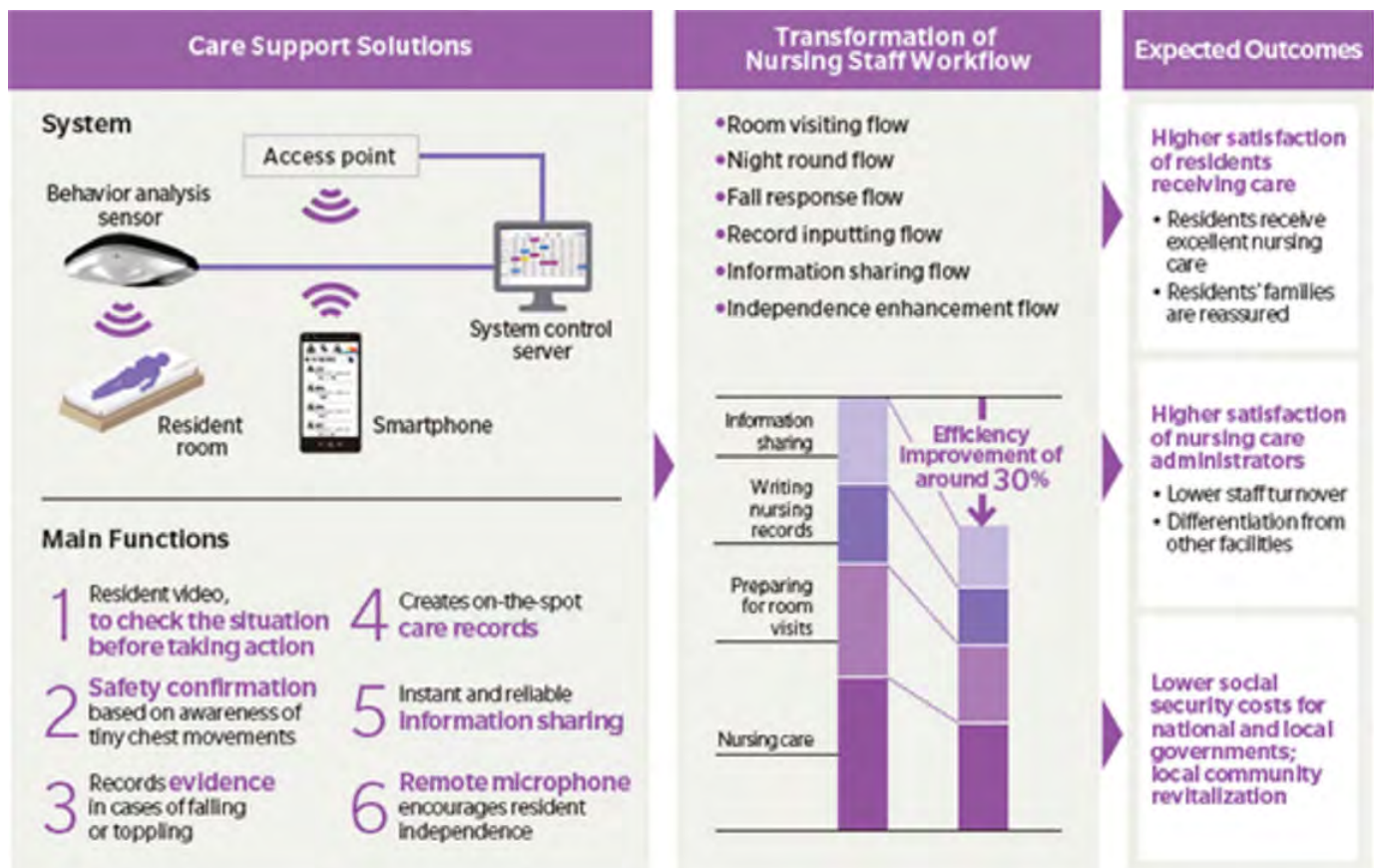


Transforming Nursing Care Staff Workflow and Helping to Eliminate Chronic Nursing Care Staff Shortages

With the number of people needing nursing care in Japan increasing in recent years, the shortage of care workers has become a social issue. To address the situation, Konica Minolta’s HitomeQ Care Support is helping to transform nursing care workflows. This service detects certain resident behaviors using near-infrared cameras installed on the ceiling along with sensors that detect movement, and then notifies nursing care staff through their smartphones. It helps the staff to determine the best response after grasping the situation and enables information sharing among staff in real time, greatly improving the efficiency of work.

One facility where this service was introduced reported an average efficiency improvement of 30% for nursing care staff. The extra time saved can now be used to enhance resident self-sufficiency, such as through rehabilitation assistance, and for education and training for nursing staff. This, in turn, enables provision of higher quality care, which has improved the satisfaction of residents and their families as well as nursing staff and facility administrators.

As a result of changes to nursing-care benefits in April 2021, Japan’s nursing care took a sharp turn toward a more scientific approach. Many nursing care businesses that had hesitated to introduce ICT are now considering it. To meet these rising needs in the market, Konica Minolta began offering a subscription service for HitomeQ Care Support that allows facilities to begin using it without an initial investment. This service provides a wide-ranging support menu for transforming operations, and these can be selected freely to address the facility’s issues precisely.



Material Issue

Material Issue 2: Supporting Healthy, High-Quality Living

Background

Social and environmental issue outlook for 2030

Due to population aging, the number of people suffering from diseases in developed countries is expected to grow. With a corresponding increase in the demand for medical treatment and nursing care, social security costs will also climb. In sparsely populated areas and developing countries, there are concerns that healthcare access could become difficult. In addition, the gap between supply and demand for nursing care in Japan is expected to grow to approximately 500,000 patients by 2030.* Similar issues are also anticipated in other developed countries in the near future.

As part of productivity and safety improvement at medical facilities and seniors care sites, the quality of and access to medical services need to be enhanced, and social security costs have to be reduced. This can be done through the prevention and early detection of disease. It can also be accomplished by shortening the development period for new drugs through improved candidate success rates and greater clinical trial efficiency.

* From a report released by Japan's Ministry of Economy, Trade and Industry on April 9, 2018: Report compiled by the Study Group for Future Supply and Demand of Elderly Nursing Care Systems

Opportunities for Konica Minolta to create value

Opportunities

■ Through Konica Minolta businesses

- Transforming care staff workflow with imaging IoT-based systems and onsite consulting services, and creating a labor pool in the nursing care industry
- Promoting disease prevention and early detection by providing high value-added medical services, and reducing medical expenses
- Streamlining drug development by fostering innovation in drug discovery processes utilizing genetic testing technology
- Improving healthcare accessibility in developing countries

■ Internal action to create value

- Building safe and comfortable workplaces where employees feel motivated

Vision for 2030 and Medium-Term Plan 2022

Vision for 2030: Promote health and high quality of life at corporate clients, in society, and Konica Minolta. Help individuals lead fulfilling lives.



Themes		Indicators	FY2020	FY2021		FY2022	
			Results	Results	Targets	Targets	
Promote health and high quality of life at corporate clients							
Building safe and comfortable workplaces where employees feel motivated	Improve organizational health	Socia and environmental value	Rate of reduction of Level 4 workplaces (%) *1	38	69	30	50
			Percentage moving to higher level of organizational health (%) *2	-	5.1	5	10
	Employee health *3		Number of employees who are at high risk physically (employees with the highest health risks) ^{Note1}	24% increase	30% decrease	8% decrease	12% decrease
			Number of vacation days due to mental health problems *4	15.1% increase	10.1% increase	7% decrease	13% decrease

Note

Target scope: Konica Minolta, Inc. However, the scope of targets and results of employees who are at high risk physically(Note1) has expanded to include Group employees in Japan from fiscal 2021.

- *1 The rate of reduction from fiscal 2019 levels in the number of Level 4 workplaces, which have the highest level of stress (workplaces deemed to have the highest level of stress based on the results of a four-level stress check)
- *2 The rate of year-on-year change in the number of workplaces whose results in the organizational health survey improved from less than 3.5 to 3.5 or higher (upper level)
- *3 Rate of change from fiscal 2019 results
- *4 Targets and results have been revised retrospectively to fiscal 2020 figures as the method of calculating the effects of measures was changed in fiscal 2021.

Konica Minolta's Approach

Konica Minolta will make the most of its proprietary genetic and dynamic testing technologies to improve healthcare access and help reduce social security costs. These technologies can help detect diseases early and reduce the risk of severe illness, thereby reducing treatment costs. In addition, the company will expand access to nursing care by providing solutions that streamline care staff workflow.

Konica Minolta possesses molecular level diagnostic technologies that can identify genes and proteins as well as dynamic diagnostic imaging technologies that can help pinpoint the cause of diseases. In addition, the company has the human resources and technical capabilities needed to visit care facilities in person to assess staff workflow and propose specific improvements. With these capabilities, Konica Minolta will contribute to improved treatment and facilitate the creation of even more effective medicines, thereby enhancing people's quality of life while helping to lower healthcare costs.

At Konica Minolta itself, the aims will be to foster employees' engagement with their own physical and mental health and promote more advanced health management by building a health-first corporate culture.

Contents	Message from the CEO	Message from Corporate Vice President	Basic Approach and Systems for Sustainability Management	Sustainability Strategy	Material Issues	Activity Report		
						Environment	Social	Governance
Evaluation by External Parties	Stakeholder Engagement	Participation in Initiative	ESG Data	List of Policies	External Assurance	Guidelines Index	Reporting Policy	

Businesses: Improving Patient Quality of Life While Reducing Expenses

- Improving patient quality of life while reducing healthcare costs by providing high-value-added medical treatment
 - › [Konica Minolta Precision Medicine Collaborates with AWS to Create the Next Generation of Precision Diagnostics](#) (news release)
 - › [Supporting Drug Discovery as Well as Accurate and Efficient Cancer Diagnosis — Precision Medicine](#)
 - › [Addressing Medical Challenges in Emerging Countries with Remote Healthcare — Remote Healthcare Using Portable Medical Devices](#)
- Expanding care capacity by streamlining care staff workflow
 - › [Providing Nursing Care Solutions to Address the Issues of a Super-Aged Society — HitomeQ Care Support](#)

Internal Action: Building Safe and Comfortable Workplaces Where Employees Feel Motivated

- Promoting health-oriented business administration
 - › [Initiatives to Improve the Health of Employees](#)
 - › [Managing Occupational Safety and Health](#)

Material Issue 2: Supporting Healthy, High-Quality Living

Supporting Drug Discovery as Well as Accurate and Efficient Cancer Diagnosis – Precision Medicine

Related SDGs



Precision Medicine

Supporting Drug Discovery as Well as Accurate and Efficient Cancer Diagnosis

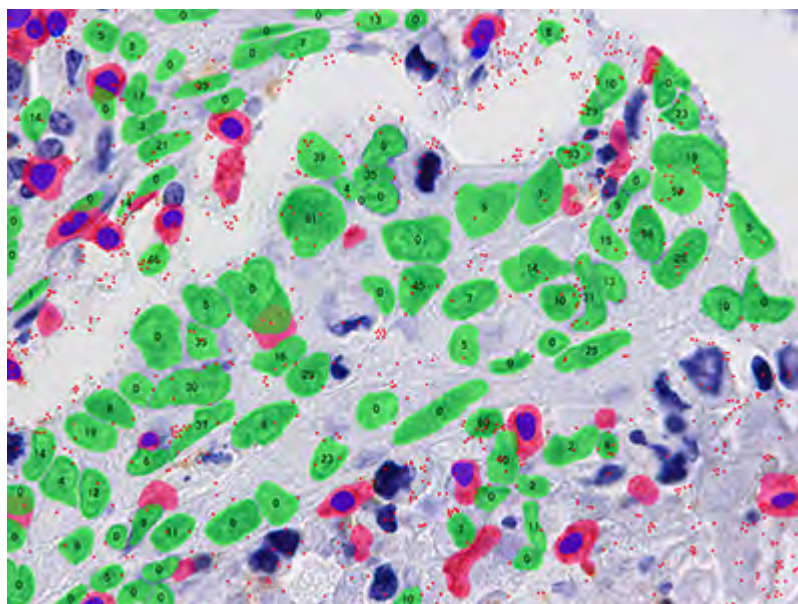
The significant side effects and ballooning costs of cancer treatment have become social issues. Precision medicine, in which medications are chosen for patients who have been grouped according to their physiological characteristics as analyzed based on genes and proteins, is gaining attention as a solution.

Konica Minolta makes accurate and efficient cancer diagnosis a reality by combining its original technology for making visible specific proteins such as those found in cancer cells with technologies of two Konica Minolta Group companies in the US. In June 2019, Konica Minolta began joint R&D on next-generation comprehensive cancer gene panel testing with the University of Tokyo and the National Cancer Center Japan Research Institute. This has launched the company's full-scale participation in the effort to promote cancer genomic medicine in Japan. In July 2022, Konica Minolta received marketing approval from the Ministry of Health, Labour and Welfare for its system for cancer genomic profiling exams.

Group company Ambry Genetics Corporation, a major genetic diagnostic provider in the US, has expanded its genetic diagnostic services for cancer patients by launching the CARE Program, which offers these services to healthy and unaffected individuals. The CARE Program uses medical interviews to identify people with a risk of hereditary cancer, provides counseling and tests, and then uses the results to propose a cancer examination plan tailored to each individual. Leveraging this expertise, Ambry Genetics launched the CARE Program in Japan in April 2021 in collaboration with the Seirei Social Welfare Community.

Moreover, Konica Minolta has begun a collaboration with Amazon Web Services (AWS) on LATTICETM, an integrated diagnostic data platform that combines genomics, pathology and radiology data with other critical medical information to create the next generation of diagnostic tests. Konica Minolta will use LATTICE to provide cutting-edge analytics services for clinical trials and drug discovery around the world.

Going forward, Konica Minolta will continue to provide comprehensive services to pharmaceutical companies, academia, medical institutions, companies and employers.



Original technology differentiates cancer cells

Material Issue 2: Supporting Healthy, High-Quality Living

Addressing Medical Challenges in Emerging Countries with Remote Healthcare – Remote Healthcare Using Portable Medical Devices

Related SDGs



Remote Healthcare Using Portable Medical Devices

Addressing Medical Challenges in Emerging Countries with Remote Healthcare

In Bangladesh, lifestyle-related diseases are skyrocketing, and quickly responding to patient needs is a critical issue in the healthcare field. In rural areas, where 60% and more of the population lives, there is a shortage of medical facilities, equipment, and doctors. In order to receive medical treatment, patients must travel considerable distances to urban areas. To address this challenge, Konica Minolta devised a remote diagnostic system that allows a rural clinic to take patient X-rays using portable equipment and upload the imaging data to the cloud, allowing doctors in the city to view the X-rays and make the appropriate diagnosis. After conducting a diagnostic pilot in 2017, paid medical examinations have been underway since September 2018 in the capital of Dhaka and the surrounding region, in a project adopted by the Japan International Cooperation Agency (JICA). Going forward, Konica Minolta will increase the number of examination sites outside the Dhaka region and prepare to verify the health checkup model by analyzing collected data.



X-ray exam using mobile imaging equipment

Material Issue

Material Issue 3: Ensuring Social Safety and Security

Background

Social and environmental issue outlook for 2030

Due to the aging of factories and equipment, staff shortages and the retirement of veteran employees with a wealth of experience, among other factors, the risk of disasters at manufacturing sites has increased and the risk of workplace accidents is also considered to rise. In order to attract personnel, however, companies must provide safer workplace environments. In addition, cyber-attacks have become increasingly frequent and sophisticated. The unprecedented damage they have caused is estimated at as much as 90 trillion dollars* worldwide.

To make society safer and more secure, it is vital to visualize threats to social infrastructure and workplaces, as well as information security risks, and to improve the products and services that contribute to people's work and livelihoods.

* Source: ["Risk Nexus," Zurich Insurance Group and the Atlantic Council, 2015](#)

Opportunities for Konica Minolta to create value, and risks to be minimized

Opportunities

- Through Konica Minolta businesses
 - Improving safety and security at client sites and for society by providing products and services such as those that make gas leaks visible
 - Supporting the quality produced by corporate clients by offering products and services that facilitate high-tech measurement and inspection

Risks

- Affecting Konica Minolta
 - Loss of public confidence in the event of a product or service-related accident that results in death or injury to a user
 - Public disapproval in the event of a serious information security accident related to a product or service, which results in a personal data leak or privacy infringement
 - Impacts on operations and product shipments due to the use of substances that pollute ecosystems and pose human health hazards

Vision for 2030 and Medium-Term Plan 2022

Vision for 2030: Enhance safety and security in the workplaces of corporate clients and in society. Minimize risks posed by Konica Minolta products and services.

Related SDGs:    

Themes		Indicators		FY2020	FY2021		FY2022
				Results	Results	Targets	Targets
Provide safety and security in the work and daily lives of corporate clients							
Minimizing Risks Related to the Safety and Security of Konica Minolta Products and Services	Eliminate substances that affect health	Social and environmental value	Number of serious accidents* ¹ caused by chemical substances	0	0	0	0
		Economic value	Serious business losses due to chemical substance management (JPY)	0	0	0	0
	Reinforce efforts to ensure health when products and services are used	Social and environmental value	Number of serious product-related accidents* ²	0	0	0	0
		Economic value	Major business losses related to product safety (JPY)	0	0	0	0
	Completely eliminate serious information security incidents	Social and environmental value	Number of serious information security incidents* ³	0	0	0	0
		Economic value	Major business losses related to information security (JPY)	0	0	0	0

*1 Serious accident: A case that causes serious harm to the product user's life and/or body and cases that cause serious and significant impact on the business of the product user

*2 Serious product-related accident: A case that causes serious harm to the product user's life and/or body and cases that cause serious damage to assets other than the product

*3 Serious security incident: A case in which product security has a serious and significant harm to the product user's business

Contents	Message from the CEO	Message from Corporate Vice President	Basic Approach and Systems for Sustainability Management	Sustainability Strategy	Material Issues	Activity Report		
						Environment	Social	Governance
Evaluation by External Parties	Stakeholder Engagement	Participation in Initiative	ESG Data	List of Policies	External Assurance	Guidelines Index	Reporting Policy	

Konica Minolta's Approach

Konica Minolta will contribute to safe, dependable infrastructure and provide solutions that help create secure environments. Specifically, the company will work to provide solutions that make risks visible in workplaces using imaging IoT technology and to offer connected workplaces that ensure a high degree of information security.

Konica Minolta possesses proprietary technologies in the fields of optical and image processing, as well as analysis and imaging AI technologies. It is also deeply involved in the main processes at each stage of the supply and value chains for various industries. Using the valuable information it has accumulated through these activities, Konica Minolta is able to offer solutions that help customers to raise product quality and enhance safety and security in the workplace, while driving innovation across various industries. With the technology to visually detect changes and warning signs invisible to the human eye, the company will continue providing new value in areas such as public security, factory safety, and product inspection.

As a manufacturer, Konica Minolta also evaluates all risks at each stage of its product and service life cycles, and works to minimize information security risks and health problems.

Businesses: Providing safety and security in the workplaces of corporate clients and in society

- Providing occupational safety support solutions
- Advancing into quality inspection and other monitoring related to safety and security
 - › Contributing to Safety and Security as well as Environment-friendly Operation by Visualizing Gas Leaks — Gas Monitoring Solution
- Providing solutions that help to improve customers' information security

Internal Action: Minimizing Risks Related to the Safety and Security of Konica Minolta Products and Services

- Enhancing user safety for products and services
 - › Achieving Top-Tier Quality and Reliability
- Eliminating chemical substances harmful to health
 - › Management of Chemical Substances in Products
 - › Reduction of Chemical Substances Risks in Production
- Thoroughly preventing major information security accidents
 - › Enhancing the Security of Products and Services
 - › Information Security

Material Issue 3: Ensuring Social Safety and Security

Contributing to Safety and Security as well as Environment-friendly Operation by Visualizing Gas Leaks --Gas Monitoring Solution

Related SDGs



Gas Monitoring Solution

Contributing to Safety and Security as well as Environment-friendly Operation by Visualizing Gas Leaks

In recent years, growing risk of incidents and/or fires that originate as a gas leak events due to deterioration of plants in Japan has become a social issue needing to be addressed. At the same time, given the advance of an aging society coupled with a low birthrate, the number of skilled maintenance operators is also declining. This has created a need for continuous monitoring that does not rely on labor skills but can secure the operation safety during gas leak repairs. Konica Minolta provides a solution that enables early discovery and handling of abnormalities through continuous plant monitoring. Using Konica Minolta’s optical technology and image processing technology to visualize the sourcing point and concentration level of gas leaks enables maintenance operators to conduct appropriate maintenance operation of the plant regardless their maintenance skill levels. In fiscal 2019, Konica Minolta was awarded a full-scale development project for the next three years after passing a careful stage-gate assessment by Japan's New Energy and Industrial Technology Development Organization (NEDO). Through this project, Konica Minolta will contribute to the realization of sustainable society by vigorously devoting itself to this and other social implementation.



Gas monitoring solution makes gas leaks visible

Material Issue

Material Issue 4: Addressing Climate Change

Background

Social and environmental issue outlook for 2030

The Paris Agreement provides a framework for the world to move more quickly and ambitiously to build a low-carbon global society. At the same time, there are concerns that the needed changes will not happen fast enough and climate change will have a harsh impact on the world. If and when the low-carbon society is achieved, the energy structure of entire industries will have changed significantly, including the widespread use of renewable energy and dramatic energy savings. On the other hand, if dire climate change predictions materialize, rising sea levels will submerge coastlines and damage biodiversity. There will likely also be frequent severe weather events, such as typhoons and hurricanes, which could have a significant impact on both industry and people's lives.

In order to transition to a low-carbon global society, there needs to be a fundamental change in how energy is used, which means conventional workflows must be dramatically reformed. In addition, it is vital to build an industrial structure that can withstand severe weather events in case dire climate change predictions materialize.

Climate-related Financial Information Disclosure (TCFD)

- › Basic Concept
- › Strategy
- › Metrics and Targets
- › Governance
- › Risk Management

Opportunities for Konica Minolta to create value, and risks to be minimized

Opportunities

- Through Konica Minolta businesses
 - Reducing energy consumption and CO₂ emissions of customers and society by providing manufacturing process solutions
 - Promoting a paperless and ubiquitous computing society by providing solutions for work style reform
- Internal action to create value
 - Contributing to dramatic CO₂ emissions and cost reductions by helping business partners to reduce their environmental impact using DX technology

Risks

- Affecting Konica Minolta
 - Soaring energy prices, increased material costs due to raw material shortages, and supply instability
 - Greater use of paperless systems due to rising energy prices and raw material shortages
 - Supply chain disruptions due to abnormal weather

Vision for 2030 and Medium-Term Plan 2022

Vision for 2030: Reduce CO₂ emissions by Konica Minolta. Enhance CO₂ emissions reduction at corporate clients and suppliers, and reduce the carbon footprint of society.

Related SDGs: 

Themes		Indicators		FY2020	FY2021		FY2022
				Results	Results	Targets	Targets
Reducing Energy Usage and CO ₂ Emissions by Transforming Customer Processes		Social and environmental value	Amount of contribution to CO ₂ reduction (thousand tons)* ¹	578	585	700	640
		Economic value	Solution sales (billion yen)	51	56	66	71
Energy Usage and CO ₂ Emissions Reduction Related to Konica Minolta Sites, Business Partners, Products and Services	Reduction of environmental impact of Konica Minolta production sites * ²	Social and environmental value	Reduction of CO ₂ emissions (thousand tons)	4	12	10	18
		Economic value	Monetary equivalent of energy reduction (million yen)	79	270	210	350
		Social and environmental value	Amount of CO ₂ reduced through procurement of renewable energy (thousand tons)	7	10	12	20
	Reduction of environmental impact through the use of Konica Minolta products and services	Social and environmental value	Reduction of CO ₂ emissions (thousand tons)	14	25	28	50
		Economic value	Sales from sustainable solutions (billion yen)	676	597	690	690
	Reduction of environmental impact at suppliers using DX* ²	Social and environmental value	Amount of contribution to CO ₂ reduction (thousand tons)* ¹	1.1	2.8	2.1	5.0
		Economic value	Monetary equivalent of energy reduction (million yen)	16	43	32	77

Note: Targets and results have been revised retrospectively to fiscal 2020 figures as the method of calculating the effects of measures was changed in fiscal 2021.

*1 Contribution to CO₂ reduction: Volume of CO₂ emissions reduced at customers, business partners and the broader society

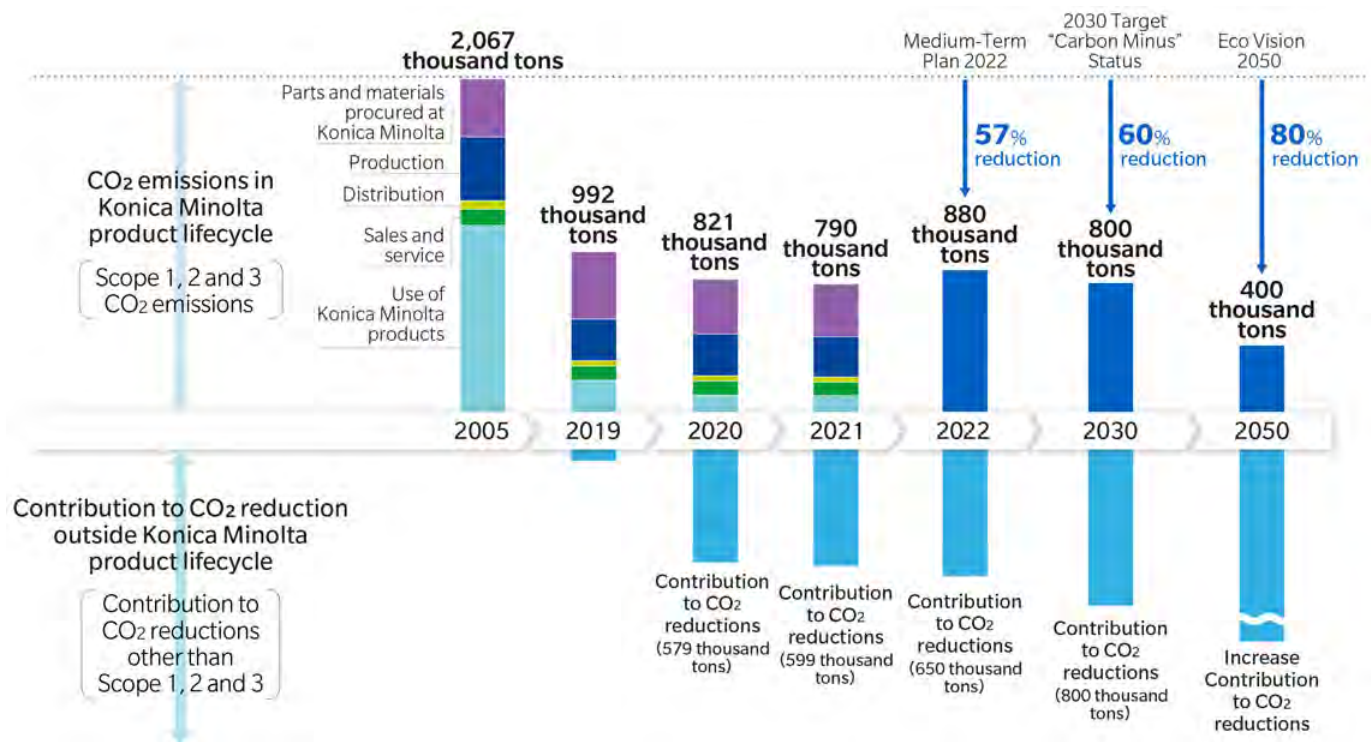
*2 Reduction amount for each fiscal year due to the measures implemented during medium-term plan

Konica Minolta's Approach

Konica Minolta has decided — with the implementation of its new long-term management vision and DX2022 medium-term business plan — to bring forward its deadline for achieving “Carbon Minus” status by 20 years to 2030.

As its business shifts from products to services through DX, Konica Minolta will shift its Carbon Minus initiatives to activities that leverage DX as well. Konica Minolta will help transform the conventional business model of mass production and disposal by supporting clients with on-demand production, work style reform, edge computing, and other efforts. It will also promote the transition to a fully paperless world, while helping to minimize energy use in the digital society.

Leveraging digital transformation (DX) technologies, Konica Minolta will pursue collaboration with even more corporate clients and business partners, taking on the challenge of promoting broad-scale environmental impact reduction. The company aims to achieve sustainable growth dramatically expanding its contribution to the reduction of environmental impact while improving financial performance. This will be done by utilizing digital technology to introduce the Carbon Neutral Partner Activities that provide business partners with Konica Minolta environmental expertise, and by promoting the Environmental Digital Platform launched in June 2020.



Businesses: Reducing Energy Usage and CO₂ Emissions by Transforming Customer Processes

- Reducing energy usage and CO₂ emissions in customer business processes through on-demand printing and production
 - › Using Digital Technology to Reduce the Environmental Impact of Commercial Printing — Digital Inkjet Printer Accuriojet KM-1
 - › Energy Conservation and Greenhouse Gas Prevention with Products — UV Inkjet Digital Printing Machine That Helps Save Energy During Printing
- Streamlining gas leak inspection work and compliance activities related to global warming prevention regulations
 - › Contributing to Safety and Security as well as Environment-friendly Operation by Visualizing Gas Leaks — Gas Monitoring Solution
- Streamlining customer workflow and reducing supply chain loss through process technology that makes the most of materials
 - › Energy Conservation and Recycling with Products — Dramatic Improvements in Productivity for Polarizing Plate Manufacturers with QWP Film Oriented Diagonally
- Collaborating with customers globally through the Environmental Digital Platform, a DX-based ecosystem
 - › Supporting Customers to Solve Their Environmental Issues

Contents	Message from the CEO	Message from Corporate Vice President	Basic Approach and Systems for Sustainability Management	Sustainability Strategy	Material Issues	Activity Report		
						Environment	Social	Governance
Evaluation by External Parties	Stakeholder Engagement	Participation in Initiative	ESG Data	List of Policies	External Assurance	Guidelines Index	Reporting Policy	

Internal Action: Energy Usage and CO₂ Emissions Reduction Related to Konica Minolta Sites, Business Partners, Products and Services

- Reducing environmental impact and costs at Konica Minolta sites
 - › Sustainable Factory Certification System
 - › Saving Energy and Preventing Global Warming in Production Operations
- Reducing environmental impact and costs at business partners using DX
 - › Carbon Neutral Partner Activities
- Reducing the environmental impact of products
 - › Sustainable Solutions Certification System

Material Issue 4: Addressing Climate Change

Climate-related Financial Information Disclosure (TCFD) : Basic Concept

▶ Basic Concept	▶ Governance	▶ Strategy	▶ Risk Management	▶ Metrics and Targets
-----------------	--------------	------------	-------------------	-----------------------

Disclosure on four themes based on TCFD recommendations

Konica Minolta's environmental management is based on the concept of "growing our business by solving environmental challenges and also creating new businesses." The goal is to become a company that is vital to society by helping to solve climate change and other global environmental challenges while pursuing corporate growth. There is a limit to what one company can do on its own to solve the problem of global climate change. This is why Konica Minolta seeks to achieve Carbon Minus status by proactively contributing to the reduction of CO₂ emissions on the planet. The Group defines "Carbon Minus status" as "making a greater contribution to CO₂ reductions in areas outside the scope of our responsibility than the volume of CO₂ emissions in areas we are responsible for." Konica Minolta's aim is to quickly achieve a state wherein the Group contributes to emission reductions for customers and the broader society greater than the emissions directly related to its own products and operations (including Scope 1, 2, and 3 emissions). Konica Minolta hopes to accelerate the effects of decarbonization, broaden its ties with stakeholders, and grow its business together by not only fulfilling its social responsibilities but also helping all stakeholders fulfill theirs.

Transition Plan to a Low-Carbon Society

Konica Minolta has set a medium-term Science Based Targets (SBT) for CO₂ emissions reduction in 2030 with the aim of helping to build a low-carbon society. As a transition plan to achieve the target, the Group has established short-, medium-, and long-term measures to reduce CO₂ emissions for which we it is directly responsible by setting CO₂ emissions reduction measures such as the development of energy-saving production technologies, introduction of renewable energy-derived electricity, conversion of its business to a paperless operation, and consideration of CO₂-free fuels.

To review manufacturing strategy and dramatically boost profitability as the Group heads toward fiscal 2025, Konica Minolta is transitioning to a DX business in anticipation of a change in demand for "as a Service" product services, and is formulating a business plan to both generate sales and reduce CO₂ emissions.

Specifically, Konica Minolta will promote Sustainable Solution activities that incorporate value for decarbonizing products and services at the planning and development stage, Sustainable Factory activities to achieve decarbonization during production, carbon neutral partner activities to achieve decarbonization together with suppliers, and sustainable marketing activities and the environmental digital platform to support customers' decarbonization in sales and services. In addition, Konica Minolta is considering moving up its plan to introduce renewable energy-derived electricity, especially in Europe, North America, Japan, China, and ASEAN.

Konica Minolta will transform its business portfolio as it heads toward 2025. As a result, there is a risk that Scope 1 and 2 emissions will increase due to the expansion of business, especially the Industry Business. Therefore, in addition to the measures above, the Company is also considering measures to reduce CO₂ emissions by leveraging internal carbon pricing. This portfolio transformation will expand the Company's industrial printing business domain, significantly reduce CO₂ emissions at customers' sites, and help them achieve carbon zero status as quickly as possible. On-demand production, work style reforms, and edge computing will transform the mass production and mass disposal business model and help curb energy use in the digital society. For example, Konica Minolta provides services that transform customers' workflows in the printing industry and other industries with on-demand printing and on-demand production, thereby improving the productivity of client companies and helping to reduce energy consumption by eliminating wasted uptime.

In 2018, Konica Minolta agreed to support the final report, "[Recommendations of the Task Force on Climate-related Financial Disclosures](#)," of the Task Force on Climate-related Financial Disclosures (TCFD), established by the G20 Financial Stability Board (FSB). The Group will disclose its climate change initiatives using the TCFD framework.



- ▶ Medium-Term Environmental Strategy
- ▶ Environmental Management System

Material Issue 4: Addressing Climate Change

Climate-related Financial Information Disclosure (TCFD) : Governance

▶ Basic Concept	▶ Governance	▶ Strategy	▶ Risk Management	▶ Metrics and Targets
-----------------	---------------------	------------	-------------------	-----------------------

Organizational Governance of Climate-related Risks and Opportunities

In 2008, Konica Minolta set the goal of reducing CO₂ emissions across the entire lifecycle of its products by 80% compared to fiscal 2005. This target was approved by the Board of Directors. In 2017, the company added a Carbon Minus target as part of its commitment to contributing, working with business partners, customers and other stakeholders, to contribute to emission reductions for customers and the broader society greater than the emissions directly related to the company’s products and operations. In addition, in 2020 the Board of Directors approved the inclusion of “addressing climate change” as one of the five material issues that Konica Minolta would address in its long-term management vision and the decision to move the Carbon Minus target date forward to 2030 as its goal for addressing climate change.

At Konica Minolta, the president has the ultimate responsibility for and authority over climate change issues and is responsible for the effectiveness of environmental management, including climate change. The officers assigned by the president (Group environmental officers) pursue environmental management and prepare medium-term plans, while the progress of these activities is routinely reported to the Executive Committee and the Board of Directors where they are discussed as management issues. In addition, the Group’s environmental officers report every month to the president, chairman of the Board of Directors and the Audit Committee set up by the president on issues including progress made with environmental management and climate change issues. The Audit Committee routinely monitors and reviews the status of the overall implementation of environmental management led by the president.

In fiscal 2021, at the Board of Directors meeting held in May, we reported on the goals and priority activities of "Addressing Climate Change," one of the five material issues, as part of our medium-term sustainability management initiatives. In addition, at the Audit Committee meeting held in December, we reported on the sustainability management structure and control process including "Addressing Climate Change." Based on advice and questions from the Audit Committee, the Risk Management Committee has identified renewable energy-derived electricity as a risk monitoring topic for fiscal 2021. Thus, the company is pursuing the medium-term sustainability plan under the supervision of the Board of Directors.

Please refer to [“Corporate Governance”](#) for more details on the governance structure. For details on the evaluation and identification process for material issues, [see Here](#).

▶ Basic Concept	▶ Governance	▶ Strategy	▶ Risk Management	▶ Metrics and Targets
-----------------	---------------------	------------	-------------------	-----------------------

Material Issue 4: Addressing Climate Change

Climate-related Financial Information Disclosure (TCFD) : Strategy

▶ Basic Concept	▶ Governance	▶ Strategy	▶ Risk Management	▶ Metrics and Targets
-----------------	--------------	-------------------	-------------------	-----------------------

Click to jump to the corresponding section in this page

- ▼ [Impact on the Organization's Business, Strategy, and Finances of Climate-related Risks and Opportunities](#)
- ▼ [Adapting to Climate Change](#)

Impact on the Organization's Business, Strategy, and Finances of Climate-related Risks and Opportunities

As the physical impacts of climate change materialize and the global environment continues to substantially change, this will likely cause turmoil in the economic and financial sectors. Konica Minolta recognizes these to be significant risks to its business. At the same time, the company believes that, by helping to solve environmental issues through business activities, opportunities can be created that will promote the sustainable growth of the Group.

By actively introducing cutting-edge technology and combining it with Konica Minolta's strengths in imaging IoT technology and digital input and output, the Group is transforming itself into a digital company that creates solutions which contribute to solving social issues including climate change. In the long-term management vision formulated in fiscal 2020, "addressing climate change" was designated as one of the material issues and achieving Carbon Minus status by 2030 was set as a target. As Konica Minolta's offerings to clients shift from products to services, it aims to reduce CO₂ from services as well as CO₂ emissions from its products and turn this into business growth. By backcasting from this target and linking the medium-targets and annual plans on climate change measures to medium-term business plans for product planning, development, production, procurement and plans, Konica Minolta aims to achieve its Carbon Minus target while continuing to develop its business.

Implementation and Results of Climate Change Scenario Analysis

The Paris Agreement is a framework for addressing climate change that seeks to move the world more quickly and ambitiously to a low-carbon model. At the same time, there are concerns that the needed changes will not happen fast enough and climate change will have a harsh impact on the world.

Konica Minolta is forecasting using both optimistic and pessimistic scenarios, as described below. It is identifying business risks that could adversely affect the performance of the Group in the future as well as business opportunities that can be created by proactively addressing the challenges of climate change.

Konica Minolta utilizes the framework described below to conduct scenario analysis, employing a process that involves identifying target business areas, This process includes identifying major climate-related risks and opportunities, reviewing existing scientific scenarios for climate change, reviewing and clearly defining risks and opportunities for those scenarios as well as their financial impacts, and reviewing the direction, policies, and strategies for future responses. The climate financial impacts identified by the scenario analysis are reported and discussed at the Environment Promotion Committee, which includes representatives of the 17 core businesses and divisions of the Konica Minolta Group, and then approved by the General Manager of the Corporate Environmental Operations, who indicates and formulates the direction, policies, strategies and measures for future responses.

- Scientific scenarios used: IPCC RCP2.6, RCP8.5 IEA 2DS, CPS
- Classification of risks and opportunities: Transition risks (policies and laws, technologies, markets, reputation), physical risks (acute physical, chronic physical), opportunities (resource efficiency, energy, products/services, markets, resilience)
- Definition and evaluation criteria for "financial impact": "Large": additional cost or profit decrease of 1 billion yen or more, "Medium": additional cost or profit decrease of 100 million yen to 1 billion yen, "Minimal": additional cost or profit decrease of less than 100 million yen
- Definition and evaluation criteria for "financial impact": "Large": Profit of 10 billion yen or more, "Medium": Profit of 1 to 10 billion yen, "Minimal": Profit of less than 1 billion yen
- Definition and evaluation criteria for time horizons: Long-term: 10 years or more, Medium-term: 3 to 10 years, Short-term: 1 to 3 years

Contents	Message from the CEO	Message from Corporate Vice President	Basic Approach and Systems for Sustainability Management	Sustainability Strategy	Material Issues	Activity Report		
						Environment	Social	Governance
Evaluation by External Parties	Stakeholder Engagement	Participation in Initiative	ESG Data	List of Policies	External Assurance	Guidelines Index	Reporting Policy	

If the average global temperature increase is kept below 2°C and a low-carbon global society is achieved:

If the world as a whole moves toward becoming low-carbon and environmental laws and regulations become even stricter in the near future, including greenhouse gas emission regulations, energy efficiency regulations, regulations relating to Europe's Circular Economy Action Plan, and new and additional laws and regulations such as carbon taxes, the Group may face additional obligations and costs related to legal compliance. This might result in higher costs and loss of business opportunities. Also, if Konica Minolta fails to respond in a timely and appropriate manner to growing demands from stakeholders for the procurement of renewable energy, it is possible that investments, loans and sales opportunities could be lost, and the corporate brand image could also be damaged. The interests of society and customers are also changing with the focus on curbing the impact of climate change, and the decline in the use of paper in offices and higher costs for manufacturing and procurement as fossil fuels and fossil resources are replaced with alternatives could also affect the Konica Minolta Group's earnings.

Konica Minolta is striving for more efficient production processes, developing and improving its production technologies, and promoting Sustainable Factory activities that reduce both CO₂ emissions and costs. In addition, Konica Minolta believes that, in order to compete as a sustainable growth company, it must be able to build business structures that do not depend on fossil fuels quickly. Accordingly, it is a member of RE100, a global leadership initiative in which companies aim to operate their businesses using renewable energy-derived electricity exclusively. Under its RE100 commitment, Konica Minolta has set a goal of procuring all the electric power used for its business activities from renewable energy sources by 2050. Beginning with Konica Minolta production and sales bases in Europe, North America, and China, where the use of renewable energy-derived electricity is relatively widespread, the Group is gradually reviewing its electricity purchase contracts and switching to renewable energy-derived electricity.

In addition, as part of its efforts to reduce CO₂ emissions at its suppliers, the Group is promoting DX Green Supplier Activities, in which it digitizes the technologies and know-how of its energy conservation experts and provides them to its suppliers as an energy-saving diagnosis package, so that they can work together with the Group to reduce energy consumption. Through these activities, the Group is reducing energy costs and CO₂ emissions throughout its supply chain. In FY2021, DX Green Supplier Activities evolved into an activity to make the supply chain carbon neutral, and a new Carbon Neutral Partner Certification System was established and put into operation. Konica Minolta will support the decarbonization of its suppliers by manufacturing goods with as little energy as possible using the digitized energy-saving diagnosis package, and then use the remaining energy from renewable sources. Over an activity period of three years, the Group will reduce CO₂ emissions by 6% through energy conservation, and then convert to 100% renewable energy-derived electricity.

The Group actively supports its suppliers in reducing CO₂ emissions so that they can become the "carbon neutral" companies of choice for their customers and investors. If the Group can gradually expand this effort to achieve carbon neutrality throughout the supply chain, it can not only address transition risk, but also improve its sales competitiveness based on a strong supply chain and create new business opportunities.

Konica Minolta believes that accelerating the transition to a low-carbon society should create new business opportunities. In the medium- and long term, in anticipation of growing demand for ways of sharing information that replace paper, Konica Minolta will transform its existing MFP business into an "as a Service" model (high value-added services based on products and DX). The Group will also establish a proprietary platform business that combines its intangible assets (customer contacts, technology, and human resources) with the latest IoT and AI technologies—areas in which have an advantage—to significantly reduce energy load and greenhouse gas emissions and meet growing public expectations for a decarbonized society.

In the medium term, if Konica Minolta can respond to changes in customer demand and preferences, it could also increase sales. This might include digital workplaces that support the transition to a full-scale paperless society, on-demand production processes that transform the business model of mass production and disposal to one that restrains wasteful production, connected workplaces that do not rely on paper output and support diverse workstyles, and material processing innovation solutions that curb energy and resource usage. It could also involve technology for imaging IoT solutions for non-destructive inspection of greenhouse gas leaks from shale gas and other pipelines, as well as an ecosystem to support the environmental (sustainability) management of companies and technologies using and producing renewable plastic and bio materials to help curb new resource extraction.

From a short-term perspective, Konica Minolta believes that active promotion of ongoing energy saving activities will reduce costs at its own factories. Not only that, it will create new business opportunities through collaboration with suppliers and business partners.

Contents	Message from the CEO	Message from Corporate Vice President	Basic Approach and Systems for Sustainability Management	Sustainability Strategy	Material Issues	Activity Report		
						Environment	Social	Governance
Evaluation by External Parties	Stakeholder Engagement	Participation in Initiative	ESG Data	List of Policies	External Assurance	Guidelines Index	Reporting Policy	

Addressing the "Risks" of Climate Change

Impact on Konica Minolta		Target Sector	Classification	Financial Impact	Timeline	Handling
procurement and manufacturing costs	Stakeholder demand for renewable energy procurement	Industry Office equipment	Market evaluation	Medium	Short-term	Introduce renewable-energy-derived electricity at production, R&D, and sales sites
	Replacing fossil resources and fuels in production	Industry	Policies/Laws	Medium	Long-term	Examine the introduction of CO ₂ -free fuels
	Response to new emissions regulations and laws	Industry	Policies/Laws	Medium	Short to medium term	Develop energy-saving production technology
Increase in product development costs	Response to the market and new regulations on product energy efficiency	Office equipment	Policies/Laws Market	Medium	Short-term	Product energy-saving design in keeping with new environmental labeling standards, compliant with public procurement and bidding requirements
Decrease in sales due to changes in demand for products and services	Decrease in office demand due to acceleration toward a paperless society	Office equipment	Market	Strong	Short to medium term	Convert business to paperless operation
	Decline in product competitiveness due to unsustainable use of resources and non-reusable design.	Office equipment	Policies/Law Evaluation	Medium	Medium term	Utilize recycled materials, product 3R design

Addressing the "Opportunities" of Climate Change

Impact on Konica Minolta		Target sector	Classification	Financial Impact	Timeline
Higher sales due to change in demand for products and services	Edge computing, reducing need for data centers	Office equipment Industry	Products/Services	Strong	Medium-term
	On-demand production process to restrain wasteful production	Office equipment	Products/Services	Strong	Short- to medium -term
	Connected workplaces that support diverse work styles	Office equipment	Products/Services	Strong	Short- to medium -term
	Solutions for material processing process transformation to reduce energy use	Industry	Products/Services	Medium	Short- to medium -term
	Leakage inspection system of pipelines including those carrying shale gas	Industry	Products/Services	Minimal	Short- to medium -term
	Ecosystem that supports corporate environmental and sustainability management	Environmental management	Products/Services	Minimal	Short- to medium -term
	Technology for upgrading recycled plastics	Office equipment	Products/Services	Minimal	Short- to medium -term

Contents	Message from the CEO	Message from Corporate Vice President	Basic Approach and Systems for Sustainability Management	Sustainability Strategy	Material Issues	Activity Report		
						Environment	Social	Governance
Evaluation by External Parties	Stakeholder Engagement	Participation in Initiative	ESG Data	List of Policies	External Assurance	Guidelines Index	Reporting Policy	

If the average global temperature increase exceeds 2°C and the predicted physical effects of climate change materialize:

If physical risks due to climate change materialize around the world, such as abnormal climate events and forest fires, stricter restrictions designed to protect forest resources, and heightened social demands could affect Konica Minolta by destabilizing the procurement of paper materials, resulting in the loss of business opportunities. Also, if chronic climate change effects were to continue, such as altered weather patterns, procurement of natural resources might become problematic, and the supply of raw materials could be reduced or halted. This could have an impact on the utilization of factories. Moreover, major climate disasters such as large-scale typhoons or floods could occur due to climate change, and these could damage the Konica Minolta Group's facilities and labor environment, making it difficult for employees to perform their jobs. As a result, operations of the Group and its suppliers might be temporarily halted, which could disrupt the supply chain, and production and shipping could be delayed.

In Konica Minolta's core office equipment business, the Company is accelerating the expansion of its Digital Workplace Business, which provides new digital solutions, as well as its MFP business, which requires paper output, and transforming its business portfolio.

Specifically, the Company will increase the percentage of its businesses that provide solutions tailored to each industry and type of business, of which business transformation support services for local governments is a leading example. Moreover, as the procurement of natural resources may become unstable, and the supply of raw materials could be restricted or temporarily suspended and affect the operation of factories, the Company is working to secure multiple suppliers and examining alternative materials for raw materials that face high risk when it comes to securing stable supply.

To better respond to climate-related natural disasters, the Company is expanding its own multiple production sites in Europe and North America as bases for producing and filling printing toner and producing parts for consumables needed in the mainstay office and professional printing business areas. The Company is working to establish highly resilient supply chain systems that produce and supply products in the regions where they are needed. At Konica Minolta's production sites and those of its major suppliers, the Company conducts a yearly analysis using Aqueduct, a comprehensive water risk assessment tool developed and provided by the World Resources Institute (WRI). The Company is systematically taking measures to address water risks by identifying sites that have been evaluated as having high water risk.

Moreover, Konica Minolta has prepared a Business Continuity Plan (BCP), a specific action plan for ongoing operations in the event that large-scale natural disasters occur. From a worldwide perspective that encompasses the entire supply chain, systems are set up for each business division and subsidiary, including the mainstay information equipment business and the medical equipment business, which will be in great demand in the event of a disaster. In addition, an initial response system has been set up, and this system will collect information on the extent of damage and other aspects immediately after a disaster and determine whether the BCP should be activated. On the other hand, the physical impacts of climate change could also create business opportunities.

In the medium and long term, based on the expectations for increased safety and security in the face of natural disasters, Konica Minolta's solutions business can tap into societal demand for imaging IoT and sensing solutions to prevent the effects of abnormal weather and natural disasters and ensure preventive maintenance of infrastructure, as well as healthcare solutions that utilize radiography and ultrasound diagnostic imaging, which can be used at disaster medical care sites where demand is high.

Addressing the "Risks" of Climate Change

Impact on Konica Minolta		Target sector	Classification	Financial impact	timeline	Handling
Lower revenue due to a reduction in production capacity	Insufficient or interrupted supply of natural resources due to changes in climate patterns	Industry —	Chronic physical	Strong	Long-term	Product development not dependent on particular natural resources
	Supply chain interruptions following large-scale natural disasters	Office equipment	Acute physical	Strong	Medium-term	Establish business continuity management (BCM), decentralize production and supply of consumables by region, production system independent of people, location,, country, and fluctuations
	Depletion of water resources and restrictions on water intake	Office equipment	Chronic physical	Minimal	Long-term	Water risk assessment and reduction of water consumption at production and procurement sites
Decrease in sales due to changes in demand for products and services	Limited access to forest resources due to abnormal climate and forest fires	Office equipment	Chronic physical	Strong	Long-term	Turn the shift to paperless into business opportunity

Addressing the "Opportunities" of Climate Change

Impact on Konica Minolta		Target sector	Classification	Financial impact	Timeline
Increase in sales due to changes in demand for products and services	Image IoT and sensing solutions that contribute to disaster prevention and the mitigation of abnormal climate and natural disasters	Industry	Products/Services	Medium	Medium-term
	Healthcare solutions utilizing diagnostic imaging at disaster medical sites	Healthcare	Products/Services	Minimal	Medium-term

Risks
Opportunities

	Impact on procurement	Impact on direct operations	Impact on product and service demand
<p>If the average global temperature increase is kept below 2°C and a low-carbon global society is achieved</p>	<p>Higher procurement and manufacturing costs</p> <ul style="list-style-type: none"> Stakeholder demand for renewable energy procurement Short-term Replacing fossil resources and fuels in production Long-term Response to emissions regulations and laws Medium-term Short-term 	<p>Increase in product development costs</p> <ul style="list-style-type: none"> Response to the market and new regulations on product energy efficiency Short-term <p>Lower sales</p> <ul style="list-style-type: none"> Decrease in office demand due to acceleration toward a paperless society Medium-term Short-term Decline in product competitiveness due to unsustainable use of resource and non-reusable design Medium-term 	<p>Higher sales</p> <ul style="list-style-type: none"> Edge computing, which does not require a data center Medium-term On-demand production process to restrain wasteful production Medium-term Short-term Connected workplaces that support diverse workstyles Medium-term Short-term Solutions for material processing process transformation to reduce energy use Medium-term Short-term Leakage inspection system pipelines including those carrying shale gas Medium-term Short-term Ecosystem that supports corporate environmental and sustainability management Medium-term Short-term Technology for upgrading recycled plastics Medium-term Short-term
<p>If the average global temperature increase exceeds 2°C and the predicted physical effects of climate change materialize</p>	<p>Lower revenue due to a reduction in production capacity</p> <ul style="list-style-type: none"> Insufficient or interrupted supply of natural resources due to changes in climate patterns Long-term Supply chain interruptions following large-scale natural disasters Medium-term Depletion of water resources and restrictions on water intake Long-term 	<p>Lower sales</p> <ul style="list-style-type: none"> Limited access to forest resources due to abnormal climate and forest fires Long-term 	<p>Higher sales</p> <ul style="list-style-type: none"> Image IoT and sensing solutions that contribute to disaster prevention and the mitigation of abnormal climate and natural disasters Medium-term Healthcare solutions utilizing diagnostic imaging at disaster medical sites Medium-term

Climate-related risks and opportunities for Konica Minolta

Based on the scenario analysis results, the Company has formulated a business plan to anticipate business growth centered on DX by shifting from a conventional product sales model focused on MFPs, which account for a high percentage of sales, to an "as a Service" model.

The Board of Directors approved the establishment of "addressing climate change" as one of the five material issues to be addressed by Konica Minolta in its long-term management vision and also approved moving forward the date for achieving Carbon Minus status to 2030 with the goal of addressing climate change.

To achieve an early transition to a low-carbon society, the Company is considering moving its target dates further forward for the reduction of CO₂ emissions over the product lifecycle, contribution to CO₂ reductions, and the renewable energy-derived electricity utilization rate.

Contents	Message from the CEO	Message from Corporate Vice President	Basic Approach and Systems for Sustainability Management	Sustainability Strategy	Material Issues	Activity Report		
						Environment	Social	Governance
Evaluation by External Parties	Stakeholder Engagement	Participation in Initiative	ESG Data	List of Policies	External Assurance	Guidelines Index	Reporting Policy	

Adapting to Climate Change

[For more information on the risks and opportunities of adapting to climate change, please see “Konica Minolta Group’s Adapting to Climate Change.”](#)



- [▶ Basic Concept](#) | [▶ Governance](#) | [▶ **Strategy**](#) | [▶ Risk Management](#) | [▶ Metrics and Targets](#)

Material Issue 4: Addressing Climate Change

Climate-related Financial Information Disclosure (TCFD) : Adapting to Climate Change

Adapting to Climate Change

When combating climate change, the most important and necessary actions are mitigation measures to reduce the greenhouse gas emissions that are causing the crisis. Since it takes a long time for the effects of mitigation to appear, we must immediately begin efforts to significantly reduce emissions. Even if we maximize our efforts to reduce emissions over the long term however, a certain degree of climate change will be unavoidable due to the greenhouse gas emissions that have already accumulated in the atmosphere.

Extreme weather events have a huge impact on our lives, and many weather observation records have been broken in recent years. There are concerns that large-scale flooding and deadly heat waves will only become more frequent and serious going forward. For this reason, adaptation measures are essential to minimize the physical impacts that occur as the climate changes. Konica Minolta is implementing adaptation initiatives throughout its supply chain to mitigate the physical impacts that climate change is having on natural ecosystems and on social and economic systems. Since the effects of climate change are manifested in various ways depending on geographic, economic, and social circumstances, there are no universal adaptation measures. Therefore, we are working to identify how each country and region might be affected by climate change, in order to devise the measures that need to be taken.

Upstream (Suppliers)

Securing multiple suppliers based on digital manufacturing to avoid over reliance on certain people, places, countries, and fluctuations

Large-scale natural disasters and extreme weather events cause supply chain disruptions. To prevent any delays in customer product delivery that can result, we ascertain our upstream supply routes all the way to basic raw materials. For high-risk raw materials, we are working to secure multiple suppliers while investigating alternative materials. We select suppliers based on a digital manufacturing approach, thereby creating production methods that are not overly reliant on certain people, places, and countries, and that can adapt to market fluctuations.

› [Click here for more on these initiatives: Supply Chain Management](#)

Carbon Neutral Partner Activities (Reducing Water Consumption by Suppliers)

Water resources represent an essential ecosystem service for both the daily activities of employees and the production activities of suppliers. As climate change intensifies, weather patterns will change, resulting in more frequent heavy rains and large-scale droughts. This will make it difficult to maintain the same level of available water resources, which could lead to shortages and impact the entire supply chain.

Accordingly, Konica Minolta is promoting Carbon Neutral Partner Activities. We are sharing the environmental technologies and expertise we have developed through Sustainable Factory activities with our suppliers. They are investigating and implementing measures to reduce their water use in accordance with prescribed guidelines.

› [Click here for more on these initiatives: Biodiversity Conservation in Production Activities \(Measures for Water Intake and Discharge and Proper Green Space Management at Factories\)](#)

Operations (Production / R&D)

Sustainable Factory Activities (Water Risk Assessment and Mitigation Measures, and Water Conservation)

Worsening climate change poses an increased risk of major storm and flood damage, landslides, and long-term sea level rise. Having sites located in geographically susceptible locations can make it difficult to continue production and R&D activities. Konica Minolta pays attention to water resource availability as a chronic physical risk posed by climate change. In fiscal 2013, we adopted a comprehensive risk assessment method called Aqueduct to look at water use at major Konica Minolta Group sites and suppliers worldwide. This enables us to identify sites with high water risk, and implement the necessary measures.

› [Click here for more on these initiatives: Biodiversity Conservation in Production Activities \(Measures for Water Intake and Discharge and Proper Green Space Management at Factories\)](#)

Business Continuity Management

The Konica Minolta Group has established a business continuity plan (BCP), as a concrete emergency action plan, which covers the Group and its global supply chain. The aim is to ensure that even if a site is damaged by a large-scale natural disaster, important operations will not be interrupted (and even if they are interrupted, they can be resumed in the shortest possible time). We have also created an initial response system to collect information on the situation immediately after a disaster. This covers our mainstay digital workplace business, as well as our healthcare business, which makes equipment that will be in high demand in the event of a disaster. The initial response system is also used to determine whether the BCP needs to be activated.

› [Click here for more on these initiatives: Risk Management](#)

Downstream (Customers)

Industry Business

Wide Area Monitoring System to Detect Gas Leaks

Methane (CH₄) is a widely used flammable gas, often found in shale gas and other sources. It is a greenhouse gas that is more than 25 times as potent as carbon dioxide (CO₂) for trapping heat in the atmosphere. Natural disasters and aging infrastructure can cause gas pipelines to leak, allowing methane to escape invisibly into the atmosphere. Konica Minolta is developing a Disaster Prevention Diagnostic Service that makes methane leaks visible and helps prevent fires and explosions. Our handy gas leak inspection system with a built-in battery can streamline initial inspections immediately after a disaster.

SenrigaN Nondestructive Inspection Solution

After a natural disaster such as a typhoon or flood, it takes great deal of time and effort to carry out the corrective maintenance needed to restore infrastructure and essential services for residents. As a priority measure for national resilience, Japan is aiming to deploy preventive infrastructure maintenance, and is taking measures to bolster aging infrastructure. Konica Minolta's SenrigaN nondestructive inspection solution realizes easy non-invasive inspection of pre-stressed concrete (PC) steel materials inside bridges. It detects invisible fractures and corrosion caused by road salt. The measurement results can be checked immediately using a handheld tablet, offering better maintenance efficiency. This also helps reduce any potential damage caused by a natural disaster.

Preventing Ocean Accidents Through Rip Current Detection

With the acceleration of climate change, typhoons and hurricanes are getting bigger, causing more destructive storm surges and waves. Rip currents caused by tides and waves make up about 51% of swimmer accidents along the Japanese coastline. Konica Minolta's rip current detection system automatically detects the location of rip currents using IoT camera devices installed on beaches. The system provides the information needed to make this hazard visible, and helps prevent accidents involving beachgoers.

Digital Workplace Business

Regionally Distributed Production and Supply of MFP Cartridges (Toner)

Climate change is expected to generate localized and extreme disasters such as floods and landslides that are large-scale, short-term, and more frequent. Whenever these disasters become severe, procurement and distribution in an affected area can be disrupted, halting the supply of products.

To minimize such disaster risks, we have established production bases in different parts of the world, notably Japan, Europe, and North America. These sites produce printing toner and cartridges (and related parts) for our mainstay digital office business and our professional print business. In this way, we are striving to secure a highly resilient supply chain network that produces and delivers products in the regions where they are consumed.

› [Click here for more on these initiatives: Climate-related Financial Disclosures \(TCFD\)](#)

Digital Workplace Solutions to Support New Work Styles

In order to minimize the impact of climate change, in addition to controlling greenhouse gas emissions it is important to protect carbon sinks, such as rainforests, and maintain forest ecosystems. Excessive deforestation not only reduces carbon sinks but can also drive wild animals closer to human settlement. This can lead to the spread of infectious diseases including dangerous pathogens that people have not yet encountered. From the perspective of forest resource conservation, and to help facilitate new work styles during a pandemic involving a previously unknown infectious disease, Konica Minolta is developing new digital solutions to reduce reliance on paper printing in the office. As part of this, we are expanding sales of new Digital Workplace products. These integrated IT service platforms enable remote collaboration among workplace members, while ensuring robust information security.

› [Click here for more on these initiatives: Climate-related Financial Disclosures \(TCFD\)](#)

Healthcare Business

AeroDR Mobile Solution for Medical Relief in Disaster Zones

In areas where natural disasters have occurred, it is often necessary to carry out medical relief activities without electricity or fuel. Konica Minolta's AeroDR Mobile Solution is an X-ray imaging system that continues to operate after the power supply is cut. It is extremely portable and can even be used outdoors. It allows X-ray images to be viewed on the spot and can be charged during transport.

World's First Pulse Oximeter and 40 Years of Expertise

As climate change accelerates deforestation, humans and wildlife are coming into contact more often, creating opportunities for unknown pathogens to spread and create new infectious diseases. Konica Minolta's pulse oximeter can be used to measure blood oxygen levels (SpO2) and pulse rates without having to draw blood.

Social Contribution Activities

Local Emergency Water Source Creation

In case of a major natural disaster, Konica Minolta, Inc. has established a system at its office in Hino, Tokyo, for accessing well water using its own power generation equipment. At the same time, this emergency water source is available to a nearby hospital designated for disaster relief, as part of local disaster preparedness efforts.

› [Click here for more on these initiatives: Providing a Water Source for Community Disaster Prevention](#)

Participating in Recovery Zone Support Activities

After Great East Japan Earthquake in 2011, Konica Minolta dispatched about 100 employees to the affected areas and participated in reconstruction support activities. Since 2013, we have participated in a project to regenerate protective coastal forests in the disaster zones. With the aim of preserving and regenerating the coastal ecosystems, we have been involved in activities to restore disaster prevention and mitigation functions in the affected areas.

› [Click here for more on these initiatives: Participating in Recovery Zone Support Activities](#)

Material Issue 4: Addressing Climate Change

Climate-related Financial Information Disclosure (TCFD) : Risk Management

▶ Basic Concept	▶ Governance	▶ Strategy	▶ Risk Management	▶ Metrics and Targets
-----------------	--------------	------------	-------------------	-----------------------

Process Used to Identify, Assess and Manage Climate-Related Risks

Konica Minolta carries out risk management so as to maximize returns while minimizing negative impacts and evaluates risks from a medium- and long-term perspective. In the short and medium term, environmental risks, including climate change, are viewed as management risks for the Group overall, and are managed by the Risk Management Committee. The Committee assesses and manages the impact and uncertainty of climate change risks from a medium- to long-term perspective in two scenarios: one in which a shift to a low-carbon society has taken place and one in which the impacts of climate change have materialized. The Group Environment Promotion Committee discusses plans and measures on the response to climate change at its quarterly environmental meetings and also reassesses the extent of changes to risks twice a year. The Group Environmental Officers report to the president on progress made with the plan every month. Important environmental issues are also reported by the Group Environmental Officers to the core meetings and Risk Management Committee meetings, among others. The Board of Directors receives regular reports on the progress of the management plan for addressing climate change at their meetings, and they monitor the plan’s execution. The following frameworks were used for classifying risk. Policy and law, technology, markets, and reputation were used for transition risk. Acute physical and chronic physical were used for physical risk.

Please refer to [“Risk Management”](#) for more details on risk management systems and processes.

Please refer to [“Evaluation and Identification Process for Material Issues”](#) for more details on the relevance of material issues, which are the targets of risk management.

▶ Basic Concept	▶ Governance	▶ Strategy	▶ Risk Management	▶ Metrics and Targets
-----------------	--------------	------------	-------------------	-----------------------

Material Issue 4: Addressing Climate Change

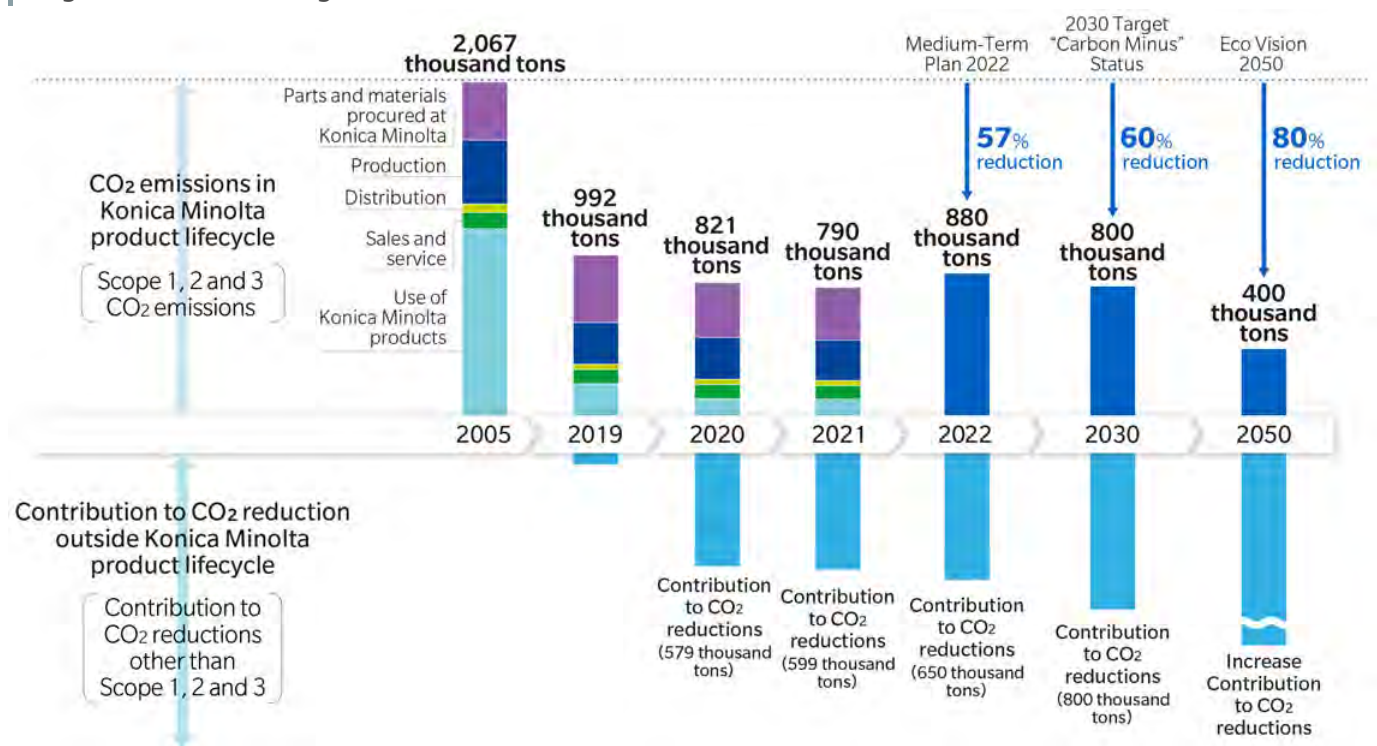
Climate-related Financial Information Disclosure (TCFD) : Metrics and Targets

Basic Concept	Governance	Strategy	Risk Management	Metrics and Targets
---------------	------------	----------	-----------------	----------------------------

Metrics and Targets Used to Assess and Manage Climate-related Risks and Opportunities

Konica Minolta seeks to achieve Carbon Minus status by actively helping to reduce global CO₂ emissions in cooperation with its stakeholders, especially suppliers and customers. The Group defines “Carbon Minus status” as “contributing more to CO₂ emissions in areas outside of our responsibility than to CO₂ emissions reductions in areas we are responsible for.” Konica Minolta’s goal is to ensure that the Group contributes to emission reductions for customers and the broader society greater than the emissions directly related to its own products and operations (including Scope 1, 2, and 3 emissions). Konica Minolta hopes to accelerate the effects of decarbonization, broaden its ties with stakeholders, and grow its business together, by not only fulfilling its social responsibilities but also helping stakeholders fulfill theirs.

Progress toward achieving Carbon Minus



(For more information on targets and results, please refer to [Medium-Term Environmental Strategy](#) and [Sustainability Targets and Results](#))

For detailed data, please refer to [the Environmental Data](#) on the [ESG Data](#) page.

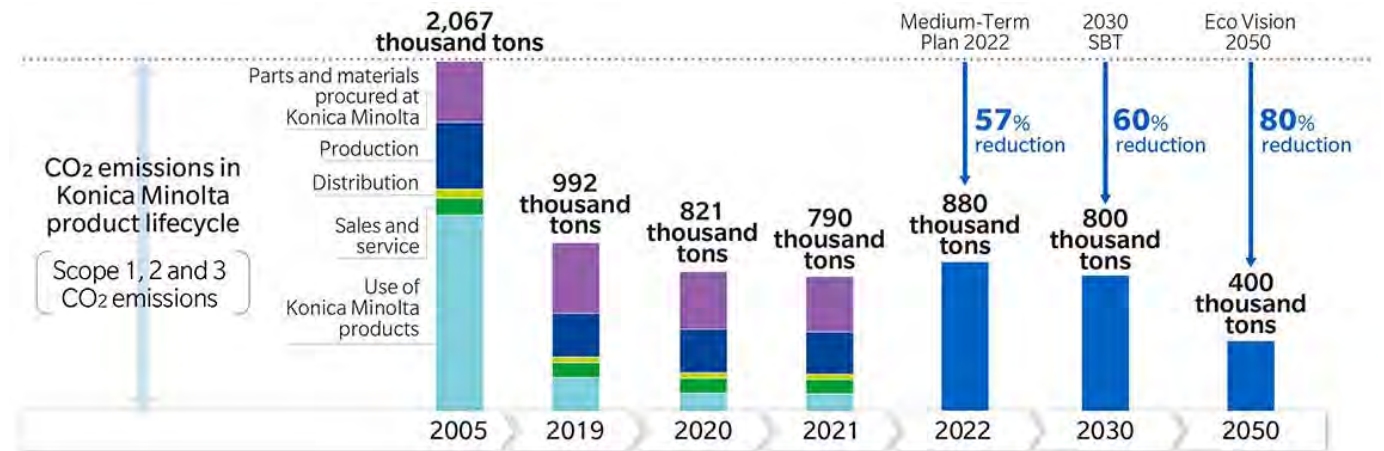
1. Greenhouse Gas Emissions (Scope 1, 2, and 3 Emissions)

Konica Minolta has established the goals of reducing CO₂ emissions over the product lifecycle, as its metric for managing the risks and opportunities posed by climate change. Product life cycle CO₂ emissions include all Scope 1 and 2 emissions (CO₂ emissions generated during the production stage and the sales and service stage) and the main components of Scope 3 emissions (CO₂ emissions at the procurement stage, distribution stage, and product use stage).

In the long term, the Group aims to reduce CO₂ emissions across the product lifecycle by 80% by 2050 compared to fiscal 2005 levels.

In the medium term, Konica Minolta aims to reduce CO₂ emissions by 60% by 2030 (certified by the SBT Initiative as a Science-Based Target), and in the short term, to cut emissions by 53% by 2022. Konica Minolta reduced emissions by about 790 thousand tons in fiscal 2021, achieving a 61% reduction compared with fiscal 2005. Scope 1 emissions were 159 thousand tons; Scope 2 emissions were 164 thousand tons; and Scope 3 emissions were 467 thousand tons.

CO₂ Emissions in the Product Lifecycle (Scopes 1, 2, and 3)



(Unit: thousand tons-CO₂)

	FY2005 (Base year)	FY2019	FY2020	FY2021	FY2022 (Forecast)
Product Lifecycle CO₂ emissions	2,067	992	821	790	887
Scope 1 (Production, Sales and service)	254	167	147	159	335
Scope 2 (Production, Sales and service)	220	177	159	164	
Scope 3 (Procurement, Distribution, Product use)	1,592	648	515	467	552
Category 1 (Purchased goods and services)	397	416	295	247	297
Category 4 (Upstream transportation and distribution) Of which, distribution of products	58	34	23	41	40
Category 11 (Use of sold products)	1,137	198	197	179	215

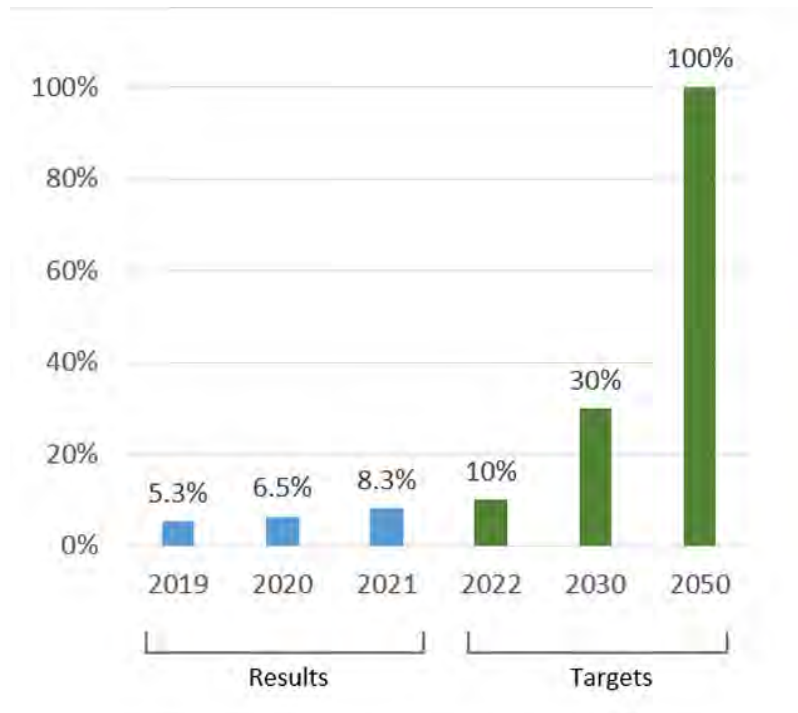
Note: Figures may not add up due to rounding.

2. Transition Risk

Konica Minolta believes that conducting business with a focus on quickly conforming to the needs of renewable energy-based society that is not reliant on fossil fuels, which are a major cause of man-made CO₂ emissions, is a necessary condition for any company to grow sustainably. Based on this belief, as one of its major efforts to carry out its transition plan to meet the needs of a low carbon society, the Group joined the RE100 international leader initiative, which promotes the use of 100% renewable energy-derived electricity in business. Konica Minolta has set a target of procuring 100% renewable energy for use in its business operations by 2050. In the medium term, the Group has set a target of increasing the ratio of electricity derived from renewable energy to 30% by 2030, and in the short term, it has set a target of increasing it to 10% or more by 2022, the target year of its Medium-term Sustainability Plan. In fiscal 2021, the rate reached 8.3%.

In the Business Technologies Business, which accounts for about 72% of the Konica Minolta Group's total sales, it is becoming increasingly clear that stakeholders are demanding that the Group introduce renewable energy procurement, so it is prioritizing transition risk as a priority action item. In fiscal 2021, Konica Minolta completed its introduction of renewable energy-derived electricity, which accounts for 25% of the total power consumption of the Business Technologies Business. In fiscal 2022, the Group will bring renewable energy use up to 38%, and it has set a target of 100% use of renewable energy-derived electricity for its office equipment production plants and toner filling plants in Europe and the United States. Konica Minolta will continue to conduct annual risk reviews and consider introducing renewable energy-derived electricity in projects with potential risks.

Renewable energy-derived electricity utilization rate



* Ratio of renewable energy-derived electricity to the Konica Minolta Group's overall energy use (not including co-generated power) in fiscal 2019

* Ratio of renewable energy-derived electricity to the Konica Minolta Group's overall energy use beginning after fiscal 2020.

3. Physical Risk

The Business Technologies Business accounts for about 72% of the Konica Minolta Group's total sales. The Business Technologies Business, the Group's core business, delivers products to approximately two million customers in 150 countries around the world. Therefore, a large-scale climate disaster in any part of the world could affect the Group's production and supply capacity. To strengthen the Group's cost competitiveness and supply products to the market quickly, the Konica Minolta Group will continue to employ overseas production and maintain a policy of procuring parts and materials from multiple suppliers around the world.

To prepare for such a disaster risk, the Group is working to ensure a highly resilient supply chain structure that produces and supplies products at the place of consumption by developing multiple Konica Minolta sites in Japan, Europe, and North America to produce and supply parts for consumables in the Office Printing Business and Professional Print Business, as well as printing toner. The Konica Minolta Group is working to secure a highly resilient supply chain structure.

In addition, the Group is transforming its business portfolio from a traditional MFP-centered business model that relied on physical goods to the Digital Workplace Business that provides new digital solutions.

4. Climate-related Risk

Konica Minolta believes that as society transforms in the direction of decarbonization, the solving of climate change issues will provide business opportunities and lead to sustainable corporate growth. By actively introducing innovative technologies and combining them with Konica Minolta's strengths in imaging-IoT technology and digital input and output, the Group seeks to both solve environmental issues and expand business by creating solutions that help solve social issues, including climate change.

The Group has also established metrics for both the economic and environmental value it creates by providing products and solutions to stakeholders. The economic value metrics are: the volume of sales of sustainable solutions that help address climate change, and the percentage of total group sales they represent.

Economic Value

In fiscal 2021, actual sales of sustainable solutions that help address climate change came to 527.3 billion yen, compared to a target of 685.4 billion yen. This represented 57% of the Konica Minolta Group's total sales.

In fiscal 2022, Konica Minolta set a target of increasing sales of sustainable solutions that help address climate change to 619 billion yen, or 63% of total sales.

Contents	Message from the CEO	Message from Corporate Vice President	Basic Approach and Systems for Sustainability Management	Sustainability Strategy	Material Issues	Activity Report		
						Environment	Social	Governance
Evaluation by External Parties	Stakeholder Engagement	Participation in Initiative	ESG Data	List of Policies	External Assurance	Guidelines Index	Reporting Policy	

Environmental Value

In fiscal 2021, CO₂ emissions reduction during product usage was 11 thousand tons, against a target of 13 thousand tons. The contribution to CO₂ reductions was 599 thousand tons, against a target of 700 thousand tons.

In fiscal 2022, the Group has set targets of reducing CO₂ emissions during product usage by 25 thousand tons and contributing to CO₂ reductions amounting to at least three-quarters of CO₂ emissions (Scopes 1, 2, and 3) over the product lifecycle.

5. Capital deployment

Konica Minolta is transforming its business portfolio to “as a Service” products and business DX with the aim of helping to build a low carbon society and is investing capital in anticipation of future needs. R&D expenses for projects that help address climate change (contribute to CO₂ reduction) totaled 29.6 billion yen in fiscal 2021, accounting for about 47% of the Konica Minolta Group’s total R&D expenses.

- › [Click here for more information on Sustainable Solutions \(Sustainability > Environmental Activities > Sustainable Solutions \(product initiatives\):Konica Minolta's Approach\)](#)
- › [Click here for more information on Sustainable Factory \(Sustainability > Environmental Activities > Sustainable Factory \(procurement and production initiatives\):Konica Minolta's Approach\)](#)
- › [Click here for more information on Sustainable Marketing \(Sustainability > Environmental Activities > Sustainable Marketing: Konica Minolta's Approach\)](#)

Material Issue

Material Issue 5: Using Limited Resources Effectively

Background

Social and environmental issue outlook for 2030

Given the world's growing population and the growing rate of resource consumption, it is estimated that the equivalent of two earths will be needed by 2030. In order to make more effective use of limited resources, companies need not only to recover and recycle waste, but also to reduce the volume of resources wasted.

This means that drastic workflow innovations are required, such as using on-demand production and IoT technology, to reduce resource waste in the supply chain. Circular economies also need to be created by developing material technologies that facilitate recycling, while building better networks for recovering used resources.

Opportunities for Konica Minolta to create value, and risks to be minimized

Opportunities

- Through Konica Minolta businesses
 - Constructing efficient supply chains for client companies using on-demand production
 - Reducing workflow and supply chain loss for corporate clients

Risks

- Affecting Konica Minolta
 - Decline in competitiveness due to delayed participation in the circular economy
 - Production or shipment delays due to water-related risks and water resource depletion

Vision for 2030 and Medium-Term Plan 2022

Vision for 2030: Promote the effective use of resources at Konica Minolta, while also helping corporate clients and suppliers to achieve effective use.

Related SDGs:



Themes		Indicators		FY2020	FY2021		FY2022
				Results	Results	Targets	Targets
Effective Use of Resources by Transforming Customer Business Processes		Social and environmental value	Reduction of waste discharge of customers (thousand tons)	320	320	350	350
		Economic value	Solution sales (billion yen)	53	59.9	71	78
Effective Use of Resources Relating to Konica Minolta Sites, Suppliers, Products and Services	Reductions to environmental impact from Konica Minolta production sites*	Social and environmental value	Reduction of waste discharge (thousand tons)	0.6	1.3	1.0	1.7
		Economic value	Monetary equivalent of waste reductions (million yen)	130	260	200	300
	Reduction of environmental impact through the use of Konica Minolta products and services	Social and environmental value	Amount of resources saved and recycled (thousand tons)	12	12	14	15
		Economic value	Sustainable solution sales (billion yen)	676	597	690	690

* Reduction amount for each fiscal year due to the measures implemented during medium-term plan

Note: Targets and results have been revised retrospectively to fiscal 2020 figures as the method of calculating the effects of measures was

Konica Minolta's Approach

By facilitating connected workplaces, on-demand production, and imaging IoT, Konica Minolta will promote work-style and manufacturing-process reforms that help make even more effective use of customer and society resources.

For example, in the field of commercial printing, the company is providing support for the transition to on-demand printing, thereby transforming the business model of mass production and disposal. The widespread use of Konica Minolta products for small-batch, decentralized printing can accelerate innovation in the printing industry's supply chain while helping to conserve resources and reduce waste.

Moreover, Konica Minolta will not only effectively use renewable materials that contribute to waste reduction in the broader society, but also leverage DX technologies to promote collaboration with even more corporate clients and business partners, taking on the challenge of broad-scale environmental impact reduction. It will promote the creation of circular models linked to business models.



Businesses: Effective Use of Resources by Transforming Customer Business Processes

- Eliminating inventory and disposal in customer processes using on-demand printing and production
 - › Using Digital Technology to Reduce the Environmental Impact of Commercial Printing — Digital Inkjet Printer AccurioJet KM-1
- Reducing customer workflow and supply chain loss utilizing materials and process technologies that use them
 - › Dramatically Improving Productivity of Polarizer Manufacturers with Obliquely Oriented QWP Film
- Helping to solve global environmental issues by using recycling technology

Internal Action: Effective Use of Resources Relating to Konica Minolta Sites, Suppliers, Products and Services

- Reducing environmental impact and costs at Konica Minolta sites
 - › Sustainable Factory Certification System
 - › Resource Conservation and Recycling in Production Operations
- Reducing supplier environmental impact and costs using DX
 - › Carbon Neutral Partner Activities
- Creating circular models linked to business models
 - › Resource Conservation and Recycling of Products
 - › Product Recycling

Contents	Message from the CEO	Message from Corporate Vice President	Basic Approach and Systems for Sustainability Management	Sustainability Strategy	Material Issues	Activity Report		
						Environment	Social	Governance
Evaluation by External Parties	Stakeholder Engagement	Participation in Initiative	ESG Data	List of Policies	External Assurance	Guidelines Index	Reporting Policy	



Konica Minolta carries out activities to reduce environmental impact as part of its efforts to achieve “Carbon Minus,” a goal laid out in Eco Vision 2050, its long-term environmental vision for 2050. Konica Minolta aims to reduce CO₂ emissions in product development, procurement and manufacturing, sales and services, and product use, and also to contribute to a greater reduction of CO₂ emissions in the broader society than the CO₂ emissions produced in its own operations, by sharing the environmental technology, expertise and knowledge that Konica Minolta has amassed with business partners and customers.

Policy & System

- › Environmental Policy
- › Environmental Management System
- › Participation in Initiatives
- › Environmental Management Concept
- › Eco Vision 2050
- › Climate-related Financial Information Disclosure (TCFD)

Medium-Term Environmental Strategy

- › Materiality
- › Medium-term Plan
- › Overview of Konica Minolta’s Environmental Activities

Adapting to Climate Change

- › Saving Energy and Preventing Global Warming through Sustainable Solutions
- › Reducing Environmental Impact in Sales Activities
- › Sustainable Factory Certification System
- › Saving Energy and Preventing Global Warming in Production Operations
- › Reducing CO₂ Emissions from Distribution
- › Carbon Neutral Partner Activities

Effective Use of Resources

- › Resource Conservation and Recycling of Products
- › Product Recycling
- › Resource Conservation and Recycling in Production Operations
- › Reduction of Use of Packaging Materials

Reduction of Chemical Substances Risks

- › Management of Chemical Substances in Products
- › Reduction of Chemical Substances Risks in Production
- › Green Procurement System

Biodiversity · Water Resources

- › Helping Restore and Preserve Biodiversity through Products
- › Addressing Biodiversity in Production Activities

Resolving Customers' Environmental Issues

- › Supporting Customers to Solve Their Environmental Issues
- › Providing Services to Solve Customers' Environmental Issues

- › Environmental Digital Platform(Japanese)
- › Sustainable Solutions Certification System

Environmental Data

- › Overall View of Environmental Impacts
- › Standards for Calculating Environmental Data
- › CO₂ Emissions Across the Entire Supply Chain
- › See Environmental Data in ESG Data for detail data.

▶ Environmental Communication

- › Sustainable Solutions (Provision of Product Environmental Information)
- › Environmental Technology
- › Eco Leaf Environmental Label
- › SDS(MSDS)

▶ Environmental Sitemap

This is an environmental sitemap that provides a broad overview of Konica Minolta's environmental initiatives.

Policy & System

Konica Minolta Environmental Policy

The Konica Minolta Group aims to promote sustainable development and profitable growth. We integrate environmental, economic and social perspectives into our business strategies so that our business activities are implemented in harmony with human lives and with the environment in all aspects.

Our concept is to make steady progress toward resolution of environmental challenges based on quantitative measurement and analysis of reliable data in regard to environmental performance and impact. This basic concept is demonstrated in the following affirmation:

"Management Based On Facts"

1. Working toward a sustainable society as a global citizen

In response to the call for a sustainable society, we will conduct business activities from the perspective of on-going enhancement of performance in environmental preservation, economic growth and social responsibilities (ethics). Every one of us will enhance its knowledge and awareness on the environment, economies and societies on a global scale and act with responsibility in pursuit of a sustainable society.

2. Compliance with laws and other requirements

We will comply with legal requirements in respective countries and regions, as well as our Group standards. In addition, we will respect, in an equitable manner, expectations of our stakeholders and consensus in the international community.

3. Consideration for the environment throughout the entire life cycle of products and services

We are committed to reducing the environmental load in all stages throughout the entire life cycle of products and services, recognizing that responsibility for a product rests with its manufacture.

4. Initiatives to counter global warming

We will continuously reduce greenhouse gas emissions that derive from our business activities from the perspective of the life cycle of our products and services throughout the entire Group, recognizing that global warming is one of the most important world issues.

5. Initiatives toward a recycling-oriented society

We are always reviewing what we can do as a corporate citizen in order to create recycling-oriented society while striving for minimizing consumption of natural resources and promoting "Zero Waste Emission" activities. In addition, we will accelerate initiatives for the recovery and recycling of end-of-life products and packaging materials.

6. Prevention of chemical pollution and minimization of potential risks to the environment

We will take every countermeasure for preventing chemical pollutions, recognizing that chemical substances can impose significant impact on human health and safety and the environment. At the same time, we will continuously suppress use of chemicals and reduce discharge volume in order to minimize environmental risks.

7. Promotion of information disclosure

We will execute accountability to all the stakeholders by actively disclosing environmental information and ensuring risk communication. We will as well make every effort to accomplish our commitment to the societies. Our Environmental Policy is to be disclosed to the public.

8. Establishment of environmental objectives and targets

We establish and administer environmental objectives, targets, and management programs to translate this Environmental Policy into reality. We will continuously review such objectives, targets and programs for further improvement of our environmental performance.

April 1, 2022



Toshimitsu Taiko
President and CEO
Konica Minolta, Inc.

Contents	Message from the CEO	Message from Corporate Vice President	Basic Approach and Systems for Sustainability Management	Sustainability Strategy	Material Issues	Activity Report		
						Environment	Social	Governance
Evaluation by External Parties	Stakeholder Engagement	Participation in Initiative	ESG Data	List of Policies	External Assurance	Guidelines Index	Reporting Policy	

In order for a company to grow sustainably in the future, it is essential not only to pursue economic value but also to address important issues facing society including environmental problems. Based on the environmental policy, Konica Minolta will continue to reduce environmental impact across the whole product lifecycle, from product development through procurement, manufacturing, distribution, sales, customer service and recycling, under the philosophy of “The Creation of New Value.” In the product lifecycle, we will expand our business by M & A and enter new projects in our business activities, including suppliers, outsourcing partners and customers.

We will also contribute to the realization of a sustainable society by providing our employees with the necessary educational opportunities so that each and every employee can create environmental and social value as well as economic value through their business activities.

Policy & System

Environmental Management Concept

Expand Business Contributions by Resolving Environmental Problems

Konica Minolta aims to be “a global company that is vital to society, bringing vision to reality,” and “a robust and innovative company, continually evolving and contributing to the sustainable growth of society and individuals.” This will allow Konica Minolta to realize its management philosophy of “the creation of new value.” Konica Minolta practices sustainability and environmental management that integrates efforts to help resolve social and environmental issues with corporate growth. With the understanding that sustainability and environmental initiatives are themselves management strategies, the company believes that their significance lies in integrating to a higher degree the effort for “supporting people to achieve their own purpose“ and “realizing a sustainable society” through its business activities.

Konica Minolta aims to achieve further growth as a global company and to realize a sustainable society. To achieve this vision, it is necessary to identify social challenges as business opportunities and generate innovative solutions, which in turn will drive Konica Minolta’s own sustainable growth.

Konica Minolta’s environmental management is based on the concept of growing existing businesses and creating new ones by helping to solve environmental problems such as climate change. The aim is to grow the company and become an enterprise that is vital to the world.

For example, a changeover from the electricity consumed in factories and offices to clean electricity that emits no greenhouse gases (GHG) would incur previously unnecessary costs, such as costs for installing solar panels and other equipment for generating renewable energy-derived electricity, and for purchasing emission credits. In addition, product design and production process innovation are essential for recycling resources and reducing emissions of hazardous substances and could pose a risk of reducing productivity and quality. However, a necessary precondition to achieving a sustainable business, is to create environmental value with no loss of business value. Konica Minolta practices environmental management and views it as a business opportunity to create new business value by maintaining a close connection with stakeholders including customers, suppliers, and society.

Policy of Environmental Management in the Konica Minolta Style



Creation of Shared Value with Stakeholders

When working to overcome environmental challenges on a global scale, there is a limit to what can be achieved by just one company. This is why it is essential to expand the impact of environmental efforts by working with stakeholders such as suppliers, customers, and local communities.

Konica Minolta is working to develop its business together with the society by contributing to reduce CO₂ of society as a whole by collaborating with stakeholders, including business partners and customers.

CO₂ reduction activities at Konica Minolta’s suppliers have produced tremendous results. As a result of passing on knowhow for raising environmental and business value to a total of 39 companies up until fiscal 2021, Konica Minolta achieved a CO₂ reduction of 17,000 tons and an effective resource utilization of 3,000 tons, which led to a cost reduction equivalent to 600 million yen. Of the 17,000 tons of CO₂ reductions, 3,000 tons are reductions achieved from the manufacture of parts and materials procured in-house, and 14,000 tons are reductions in CO₂ emissions from the manufacture of parts of materials not procured in-house. The company believes that, by working with its suppliers, it can go beyond its responsibility to support their activities that fulfill their social responsibility and contribute more actively to reducing CO₂ emissions on this planet. Moreover, through its sustainable marketing activities started in 2014, Konica Minolta has been providing its own environmental expertise and helping to solve environmental issues of customers who share Konica Minolta’s environmental management, thereby building a relationship of trust and making Konica Minolta to be chosen as a business partner. Through this activity, Konica Minolta has established relationships with more than 500 customer companies.

For example, the company launched a digital environmental platform as a measure to collaborate with more companies. In its sustainable marketing activities, the company is limited to exchanging information only with client companies. However, if environmental information is digitally distributed among the company’s 500 established client companies, participating companies can take their environmental management to a new level. This led Konica Minolta to create the "Environmental Digital Platform," a mechanism for sharing information on environmental management launched in June 2020, which serve as an ecosystem for co-creating environmental management. Konica Minolta aims to make dramatic leaps in boosting the effect this ecosystem has in reducing the environmental impact of the broader society.

» [Environmental Digital Platform](#)



Policy & System

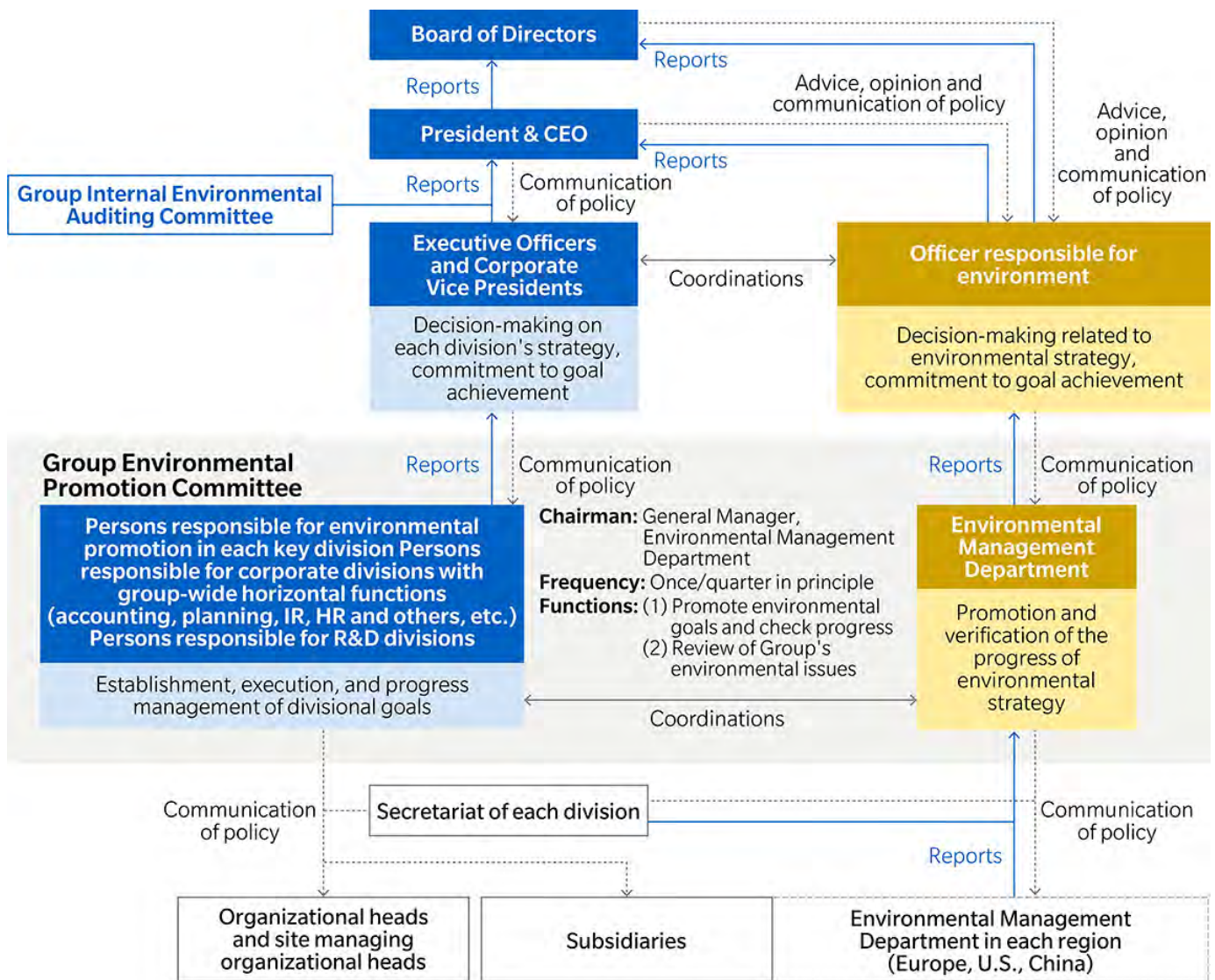
Environmental Management System

Promotion system

All aspects of environmental management are overseen by the President and CEO of Konica Minolta, Inc.

The President has ultimate responsibility for and authority over all environmental management including climate change issues and is also accountable for its effectiveness. The President appoints the Officer responsible for environment (Group Environmental Management Representative) to execute environmental management and handle environmental measures. The Officer responsible for environment formulates a medium-term plan for the environment, which is then approved by the Board of Directors as a corporate management plan. In addition, the Officer responsible for environment initiatives reports monthly to the President and the Audit Committee established by the Board of Directors to report progress made on environmental management.

Konica Minolta has established a Group Environmental Promotion Committee headed by the General Manager of the Environmental Management Department, which serves as the organization implementing the medium-term environmental plan for the whole Group. The committee, in which persons responsible for environmental promotion in each key division participate, deliberates the Group’s medium-term environmental plan and annual plans. It also checks quarterly progress and conducts investigations related to the Group’s environmental issues.



Organization of Group Environmental Management

Contents	Message from the CEO	Message from Corporate Vice President	Basic Approach and Systems for Sustainability Management	Sustainability Strategy	Material Issues	Activity Report		
						Environment	Social	Governance
Evaluation by External Parties	Stakeholder Engagement	Participation in Initiative	ESG Data	List of Policies	External Assurance	Guidelines Index	Reporting Policy	

Environmental Audits

At Konica Minolta, the Group Internal Environmental Auditing Committee, which is chaired by the head of the Corporate Audit Division, directs the internal environmental auditing for the entire Group.

Through internal environmental audits, which are conducted at least once a year, the Group verifies the adequateness and effectiveness of management systems. Additionally, by checking the implementation status of the medium-term plan, audits ensure that management systems are functioning effectively in all the Group's organizations.

Environmental Management System

Operating management system based on ISO 14001

To raise the efficiency of environmental management throughout the Group as a whole, Konica Minolta operates its management system based on ISO 14001, and it has established a basic policy of requiring that all group production sites around the world work to obtain ISO 14001 certification.

Konica Minolta is engaged in Sustainable Solutions, Sustainable Factory, and Sustainable Marketing activities throughout the product lifecycle. In addition, targets are set within these activities to help solve business and environmental issues, and environmental efforts are integrated into the core business activities. This approach is consistent with ISO 14001:2015.

In order to promote environmental activities efficiently throughout the entire Group, Group companies in Japan acquired integrated Group ISO 14001:2015 certification in fiscal 2016. Meanwhile, activities under ISO 14001:2015 are also conducted at Group sites outside Japan based on the approach of integrating environmental and core business activities. These companies completed certification in the first half of fiscal 2018.

Environmental Risk Management

Konica Minolta treats environmental risks as business risks. Risks are managed under the Risk Management Committee, which is chaired by the officer in charge of risk management, who is appointed by the board of directors, to prevent risks from coming to a head.

The committee conducts risk assessments of corporate activities, and confirms the identified risks and necessary measures to minimize them. It also confirms and reviews whether the risk management system is functioning effectively. The findings of the Risk Management Committee are reported regularly to the Audit Committee, which consists of directors who are not also serving as executive officers. Risks that are particularly important in terms of management and business are reported to and discussed with the Board of Directors.

Konica Minolta views risks as "uncertainties that could affect the organization's revenue and losses." With the understanding that risks are not only negative, but are also opportunities with positive aspects, the company views risk management as an activity to curb the negative aspects of risk while maximizing returns.

Compliance with Environmental Regulations

As environmental problems such as global warming and the depletion of energy resources increase in scope to encompass entire regions, and indeed, the entire planet, government policies and regulations at the regional and national levels around the world are being reconsidered and strengthened in order to ensure sustainable growth.

As a global business enterprise, Konica Minolta is building its global compliance system to ensure that all of its production sites and sales offices comply with all legal regulations.

Konica Minolta is building management systems centered on environmental organizations in Europe, North America, China and Japan to ensure that production sites and sales companies in each region respond appropriately to environmental laws. Under these systems, steps are taken to comply with relevant laws and regulations, such as chemical substance regulations, restrictions on chemicals contained in products, recovery and recycling regulations and energy saving regulations.

In fiscal 2021, Konica Minolta continued to conduct status checks of all Group companies and found no serious violations of environment-related laws and regulations.

Emergency Response

Reporting rules in the event of crises have been established to ensure that the company responds promptly and appropriately to crises caused by various risks. Konica Minolta’s executive officers and affiliated companies’ executive officers are very familiar with these rules. In line with these reporting rules, the executive officer in charge of crisis management takes the leading role in managing information on disasters and accidents that occur around the world and other crises.

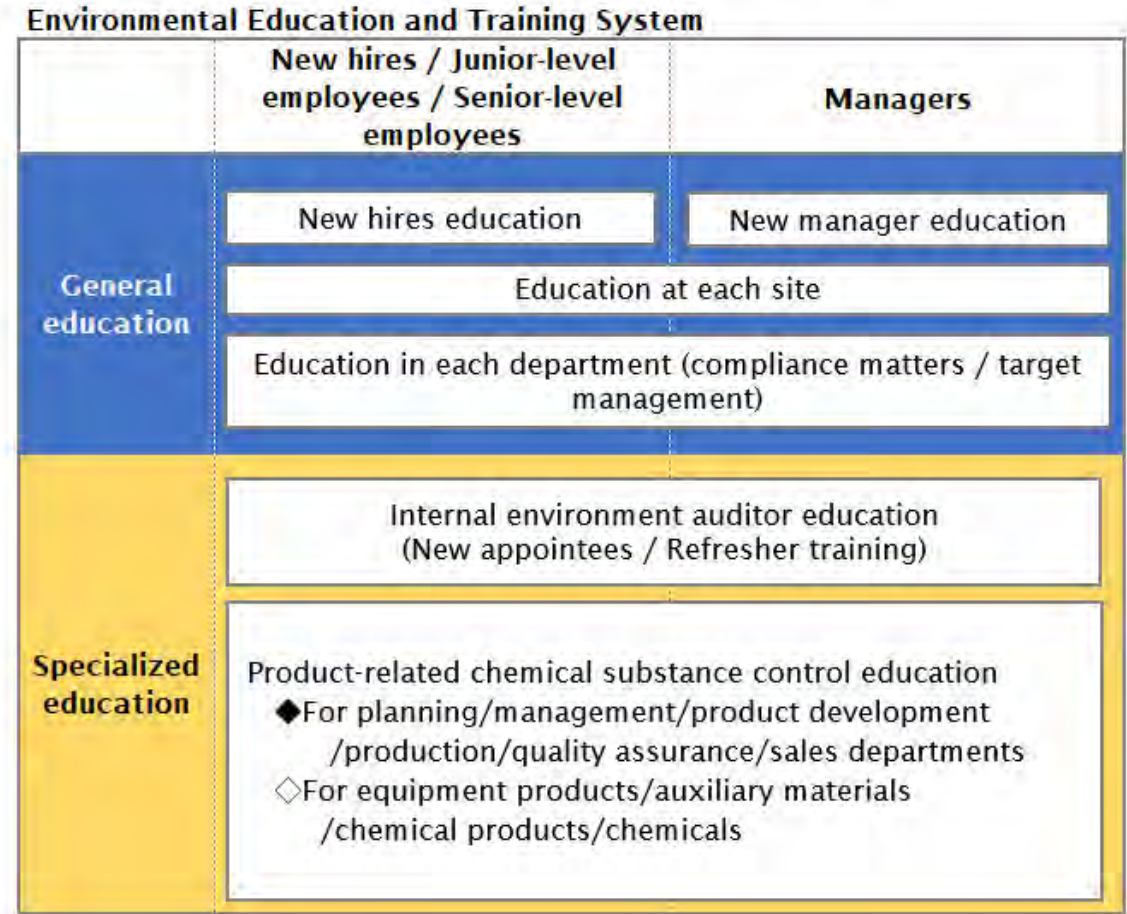
Regarding the environment, emergency response procedures have been established at Group companies in Japan that have acquired integrated ISO 14001 certification. Based on the group-wide rules stipulated in the Konica Minolta Environmental Management Manual, each department has identified potential situations during an emergency or natural disaster that could have a significant impact on the environment. The departments have also established the necessary crisis response procedures, and they regularly test them. The test results are then reviewed and modified as necessary.

In accordance with emergency response guidelines created by each department, training is held at least once a year to help minimize damage in the event of a major accident. For example, evacuation drills are carried out to practice for a potential explosion caused by solvent ignition, and similar drills are done to prepare for a potential external chemical spill caused by chemical leakage into a rainwater drainage structure.

Each department has also established an emergency communication system to report to the Officer responsible for environment on the same day as the incident, and all are working to take appropriate measures.

Environmental Education

Each Group company with integrated ISO 14001 certification provides a range of environmental education to its employees in order to enhance their awareness of and ability to perform environmental activities. Many employees participate in training programs to raise the level of the Group’s environmental activities. The content ranges from specialized knowledge to the understanding of issues related to global environmental problems. At least once a year, training is given to new hires, internal environmental auditors, and those involved in chemical substance management related to products.



Policy & System

Eco Vision 2050

Long-Term Environmental Target Eco Vision 2050

Given the urgency of global environmental issues, global businesses have a great responsibility to help build a more sustainable society by reducing environmental impact.

With Eco Vision 2050, Konica Minolta exemplifies its determination to fulfill its long-term environmental responsibilities.

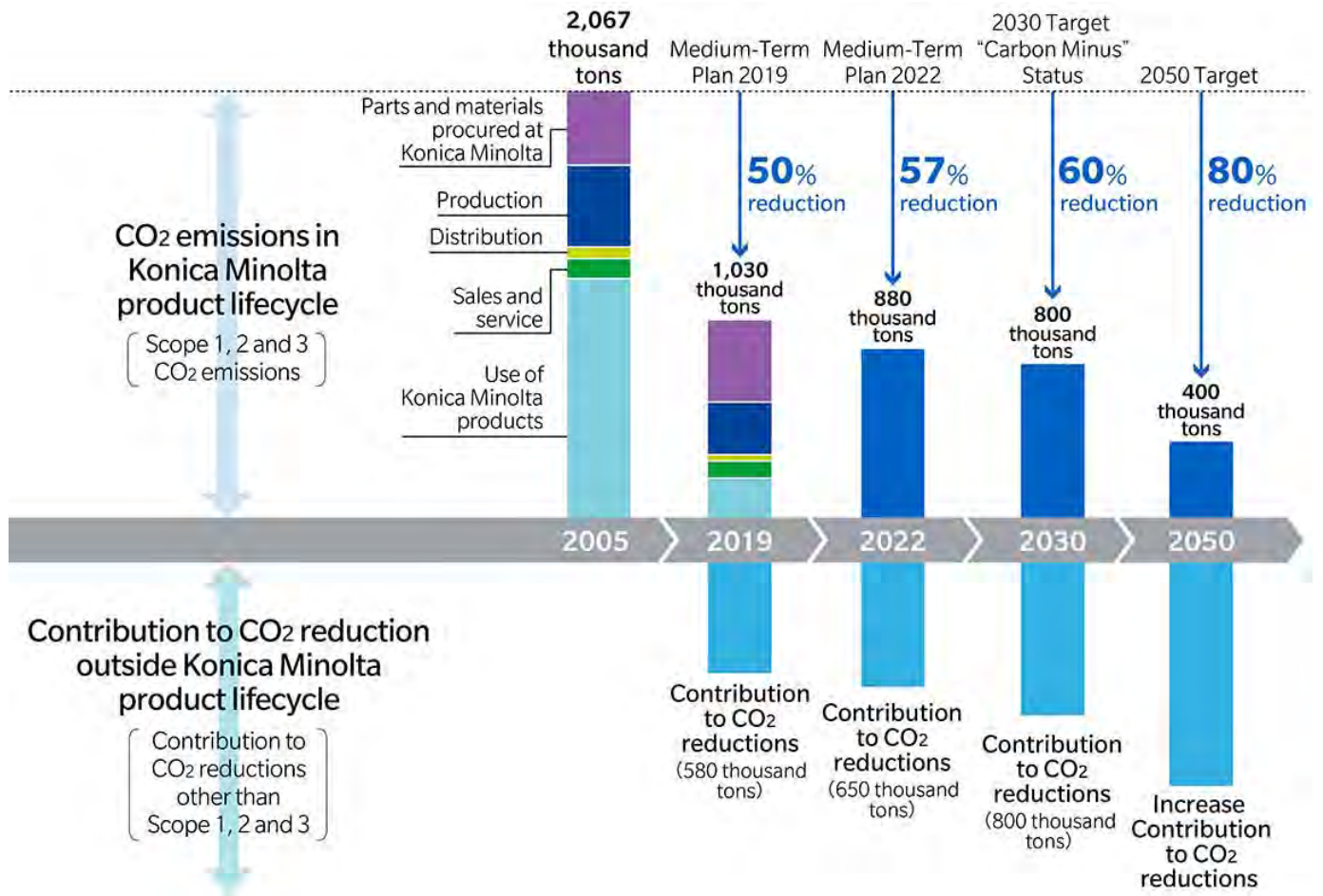
In 2008, the Board of Directors approved Eco Vision 2050, Konica Minolta's long-term environmental vision. In 2009, the vision set the challenging goal of reducing CO₂ emissions from products throughout their entire lifecycle by 80% by 2050, compared to fiscal 2005 levels. In recent years, many companies have begun to reduce CO₂ emissions throughout the entire product lifecycle, including the supply chain, as well as CO₂ emissions from their own production processes. However, since 2009, Konica Minolta has been working to reduce CO₂ emissions throughout the entire lifecycle and has steadily accumulated a track record of reductions.

In 2017, the issue of climate change was identified as an opportunity, and the Company added a commitment to achieve Carbon Minus status across its business activities and help to reduce CO₂ emissions for society. To meet these goals, Konica Minolta is working hard to reduce emissions throughout its supply chain.

Carbon Minus means not only to reduce CO₂ emissions for which we are responsible over the product lifecycle through energy-saving production processes and products, but also to share our knowhow on how to achieve both decarbonization and cost reductions with our customers and suppliers, to create a state where the amount of CO₂ reduction outside of our responsibility exceeds the amount of emissions. Konica Minolta will accelerate the effects of decarbonization by not only fulfilling its own social responsibility, but also by supporting the social responsibility activities of its stakeholders. It also expands the ties between the company and its stakeholders, and grow its business together. CO₂ emissions for which Konica Minolta is responsible are CO₂ emissions directly related to its products and business. Specifically, they are CO₂ emissions related to the lifecycle of the company's products, including the manufacture of parts and materials that it procures, production within the company, distribution of its products, sales and service within the company, and the use of its products by customers. On the other hand, CO₂ emissions generated by suppliers with parts and materials procured from other companies, and CO₂ emissions generated by customers with products from other companies are outside of the company's responsibility. However, Konica Minolta can contribute by reducing CO₂ emissions outside of its responsibility by providing its CO₂ reduction knowhow and technologies, and by helping customers to transform their production processes using Konica Minolta's products and services. In Konica Minolta's view, Carbon Minus consists of activities that are outside of the company's responsibility and are more proactive in reducing CO₂ emissions on the planet. Konica Minolta also hopes that visualizing the invisible effects of its activities will provide an opportunity for more people to gain a quantitative understanding of its achievements and become actively involved in CO₂ reduction activities.

Eco Vision 2050

- 1-1. Reduce CO₂ emissions throughout the product lifecycle by 80% by 2050, compared to fiscal 2005 levels.
- 1-2. Reduce CO₂ emissions throughout the product lifecycle by 60% by 2030, compared to fiscal 2005 levels. Help to reduce CO₂ emissions other than those in Scope 1, 2, and 3 (contribution to reduction of CO₂ emissions over the company's product life cycle)
2. Promote recycling and effective use of Earth's limited resources
3. Work to promote restoration and preservation of biodiversity



Medium-term Environmental Strategy

Materiality

[Materiality](#)
[Overview of Konica Minolta's Environmental Activities](#)
[Medium-term Plan](#)

Environmental Targets and Results of the Medium-Term Sustainability Plan 2022

Environmental Material Issue Evaluation and Identification Process

Companies today must address a wide range of environmental issues, such as climate change and resource depletion. In light of this, recent changes in society, and the evolving business environment, Konica Minolta has identified material issues related to the environment. The company aims to prioritize these issues and promote initiatives for helping to solve them, while also achieving business goals. Konica Minolta has identified five material issues from the perspective of sustainability and then analyzed the material issues related to the environment — “addressing climate change,” “using limited resources effectively,” “ensuring social safety and security (safety of chemical substances)” — in even more detail so that it could set specific measures.

To identify its material issues, the Group first made a comprehensive list of environmental issues by incorporating international guidelines, as well as various stakeholder requirements. Then, it identified key issues based on their importance to stakeholders and their importance for the business. To determine importance to the business for each issue, the impacts were quantitatively evaluated using five levels. Risk analysis was used to calculate the amount of profit that would be lost if a certain risk materialized, as well as the amount of profit that could be generated if a potential opportunity was seized. In determining the importance of each issue, the Group maintained objectivity by seeking the opinions of outside experts.

The Officer responsible for environment (Group Environmental Officer), who chairs the Group Environmental Promotion Committee, verified this evaluation process and the resulting material environmental issues, before identifying the ones that should be prioritized.

Process for Identifying Material Issues



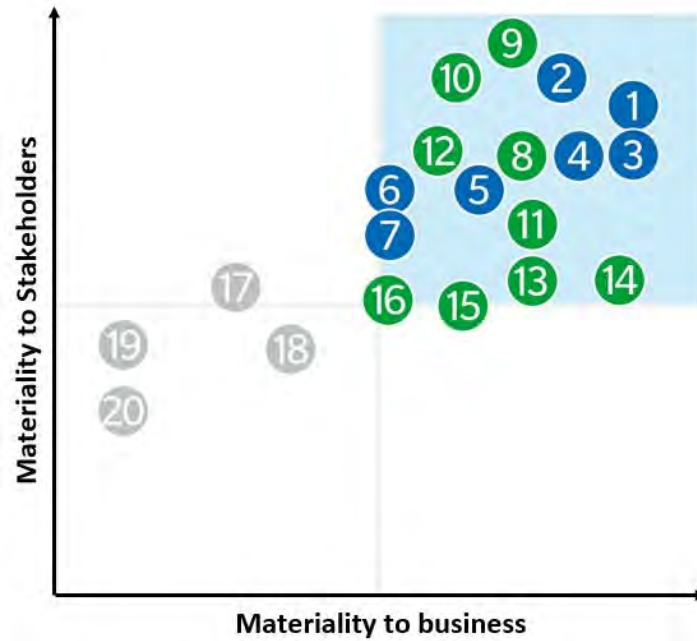
Identifying Material Issues from Both Risks and Opportunities

When evaluating and identifying material issues related to the environment, Konica Minolta identified various environmental factors related to its business in terms of both risks and opportunities. Based on these findings, material issues were selected where solutions can lead to business growth. The company reviews each material issue annually to ensure the issues selected and related plans are appropriate.

Through this process, goals for reinforcing the business are matched with environmental targets. The plan then becomes a commitment for both top management and the entire organization, resulting in effective environmental management.

The Medium-Term Sustainability Plan 2022 identifies the three most important issues as “addressing climate change,” “using limited resources effectively,” and “ensuring social safety and security (safety of chemical substances).”

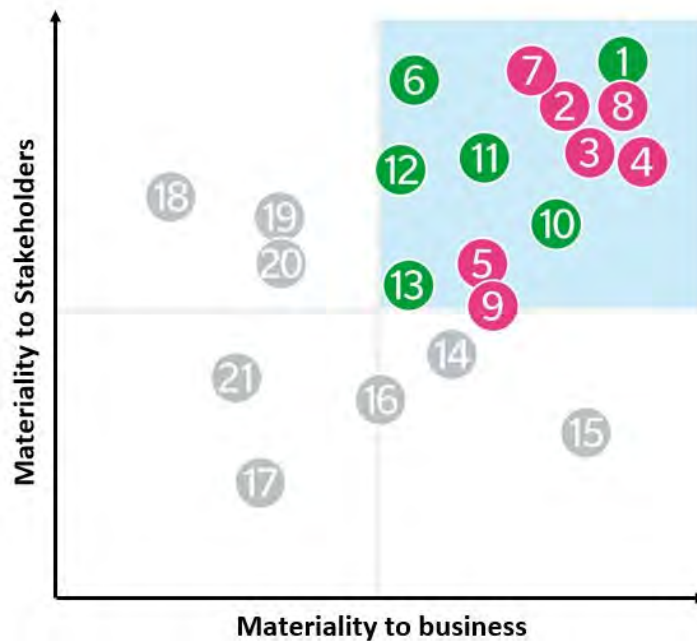
[Opportunities for Each Material Issue]



* Items in blue are "value creation in the business" and items in green are "value creation in the internal activities."

	Materiality Items (Opportunity)
1	Develop manufacturing processes with low energy, resource and CO2 load
2	Support workstyle reforms for a paperless, ubiquitous society
3	Build a waste-free customer supply chain using on-demand manufacturing
4	Reduce loss in customer work flow and supply chain
5	Improve safety and security measures in preparing for irregular climate patterns and natural disasters
6	Support early testing and drug development for unanticipated illness
7	Contribute to solutions for agricultural and food problems and new chemical substance regulations
8	Leverage ESG factors to strengthen customer engagement
9	Build ecosystems that efficiently resolve environmental problems and create new innovation
10	Leverage DX to dramatically reduce CO2 at suppliers
11	Cut costs by improving energy efficiency
12	Introduce renewable energy in anticipation of stakeholder demands
13	Cut costs by improving resource efficiency
14	Respond to environmental requests from customers
15	Respond to ESG investment/relations, sustainable finance
16	Create technologies to upcycle unnecessary plastic
17	Earn support from stakeholders for approach to diversity
18	Contribute to water infrastructure, help to counter obsolescence, and support monitoring
19	Create technologies that contribute to use of renewable energy and new energy
20	Create technologies that contribute to ecosystem recovery

[Risks for Each Material Issue]

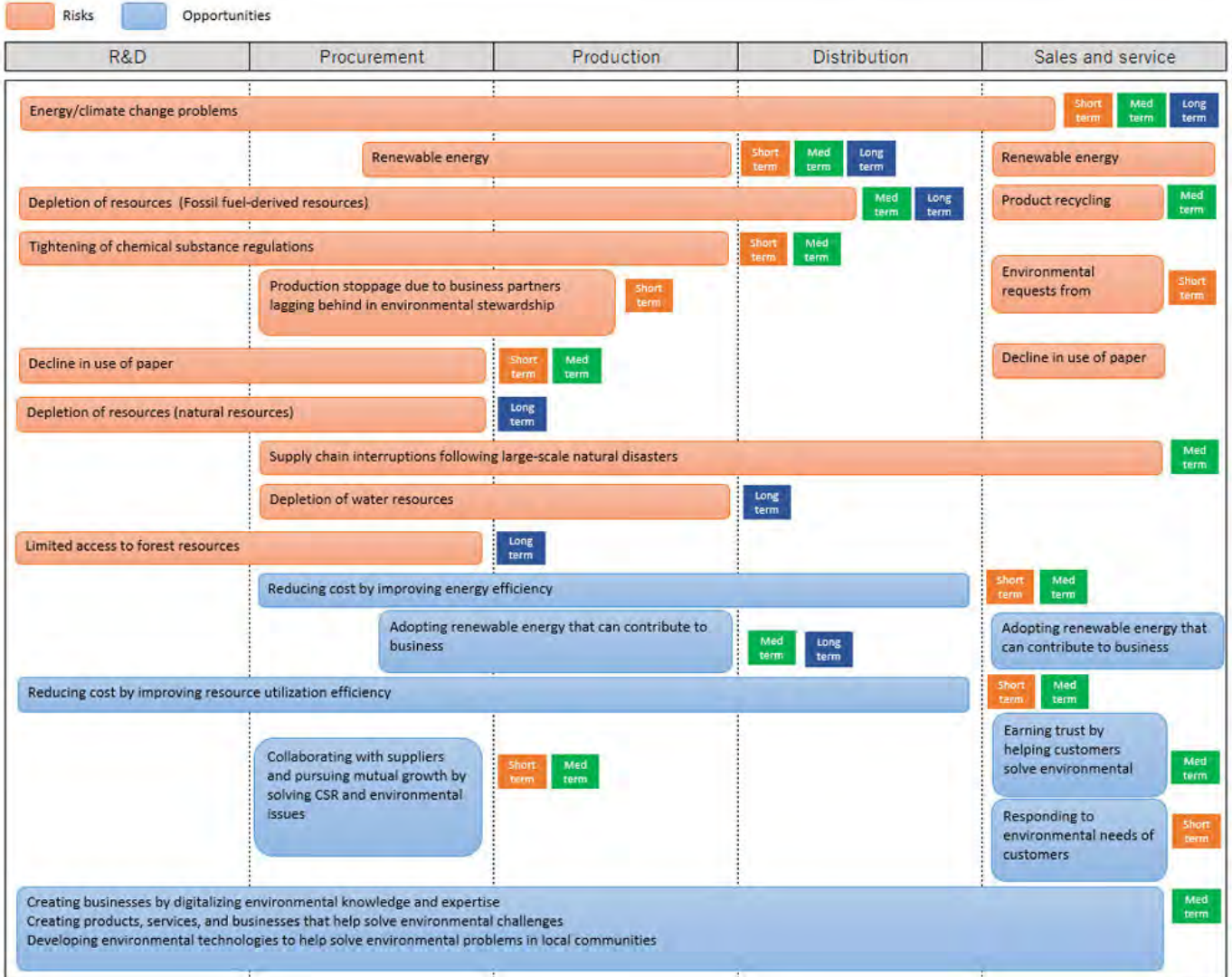


* Items in red are "value creation in the business" and items in green are "value creation in the internal activities."

Materiality Items (Risks)	
1	Ban on substances that contaminate ecosystems and damage the health of people (response to stricter regulation on chemical substances)
2	Higher costs for materials, resources, paper and concerns about their supply due to a spike in energy prices, insufficient raw materials and irregular weather
3	Supply chain interruption following large-scale climate disasters
4	Increase in procurement and manufacturing costs due to new emission regulations, carbon taxes, restrictions on the use of fossil fuels and other
5	Response to new regulations on product energy efficiency and markets
6	Demands from stakeholders for renewable energy
7	Decrease in opportunities for paper output in offices (increasing shift to paperless offices due to skyrocketing energy costs/raw material shortages)
8	Decrease in competitiveness due to inadequate response to circular economy (unsustainable use of resources, decline in product competitiveness due to designs using depletable energy)
9	Material and product supply risks due to regulations on plastic use
10	Response to customers' environmental demands
11	Drop in social trust due to insufficient governance at business partners
12	Soil contamination
13	Collection and recycling of used products
14	Depletion of resources (precious metals)
15	Delayed response to government procurement standards
16	Delays or stoppages in procurement and production due to depletion of water resources and water risks
17	Costing of virtual water
18	Impact of ecosystem destruction due to manufacturing and use of raw materials
19	Soil contamination
20	Water contamination
21	Legal compliance and management of waste

Important Environmental Issues for Product Life Cycles

Konica Minolta identifies material environmental issues, including risks and opportunities, throughout its value chains. These are issues that need to be specifically addressed by relevant departments including product planning and development, procurement and production, as well as sales and service. The Group also determines when business risks and opportunities related to important environmental issues are likely to materialize, based on short, medium, and long-term perspectives.



Impact of Business Risks and Opportunities Related to Important Environmental Issues

As current environmental and social issues become even more serious, risks may materialize and affect Konica Minolta's business activities. In the long term, manufacturing will face even greater risks, such as substitution of fossil resources and fossil fuels, shortages and supply disruptions of natural resources due to changes in climate patterns, depletion of water resources and water withdrawal restrictions, and limited access to forest resources due to extreme weather and forest fires. These risks are need to be addressed. In the short and medium terms, there are also risks such as stakeholder demands for renewable energy-derived electricity procurement, rising fossil resource and fossil fuel prices, new product energy efficiency regulations and market responses, reduced use of paper in the office, non-sustainable resource use, reduced product competitiveness due to non-renewable design, and supply chain disruptions caused by a major climate disaster. Unless it takes suitable measures now, the Group will likely be faced with higher costs, loss of business opportunities and shutdowns due to damage to facilities and labor environment. Failure to comply with new chemical control regulations, including those that restrict certain chemical content in products, could lead to lost sales opportunities and lower revenues.

On the other hand, Konica Minolta believes it can create business opportunities by providing solutions to help solve these environmental issues. By actively introducing cutting-edge technology and combining it with Konica Minolta's strengths in imaging IoT technology and digital input and output, the Group is transforming itself into a digital company with insight into implicit challenges. The aim is to create solutions that help resolve social and environmental issues, including climate change. With regard to the global environment, the Group is working to address issues such as climate change, resource depletion, and waste by incorporating them into its medium and long-term business strategies. For example, environmental impact can be lowered by reducing production, transportation, inventory, and disposal in the manufacturing industry. Konica Minolta believes that it is contributing to this solution by providing on-demand equipment for industrial printing of materials such as packaging, labels, and textiles. Since excessive paper consumption is an issue in many companies, the Group is promoting a shift to paperless offices by providing digital workplace solutions that improve work flow efficiency. The Group is also working to reduce the enormous amount of energy that companies use to perform big data analysis these days, by offering and promoting onsite data analysis in the form of edge computing. These efforts illustrate how Konica Minolta sees environmental management as a key business strategy. In short, the company believes the purpose of environmental management is both to achieve business expansion and improve environmental issues.

Target Setting Process

The President has ultimate responsibility for and authority over all environmental management including climate change issues and is also accountable for its effectiveness. The President appoints the Officer responsible for environment (Group Environmental Officer) to execute environmental management and handle environmental measures. The Officer responsible for environment Group Executive formulates a medium-term plan for environment, which is then approved by the Board of Directors as a corporate management plan. In addition, the Officer responsible for environment reports monthly to the President, the chairman of the Board of Directors, and the Audit Committee established by the Board of Directors to report progress made on environmental management and on issues including climate change. The Audit Committee summarizes the important issues from those reported as matters to report at the Board of Directors meetings.

Konica Minolta has established a Group Environmental Promotion Committee headed by the General Manager of the Environmental Management Department, which serves as the organization implement the medium-term environmental plan for the whole Group. The committee, in which persons responsible for environmental promotion in each key division participate, deliberates the Group's medium-term environmental plan and annual plans. It also checks quarterly progress and conducts investigations related to the Group's environmental issues.

› [Organization of Group Environmental Management](#)

Targets and Results

› [Click here for information on targets and results \(Konica Minolta's Sustainability > targets and results\)](#)

Medium-term Environmental Strategy

Overview of Konica Minolta's Environmental Activities

[Materiality](#)
[Overview of Konica Minolta's Environmental Activities](#)
[Medium-term Plan](#)

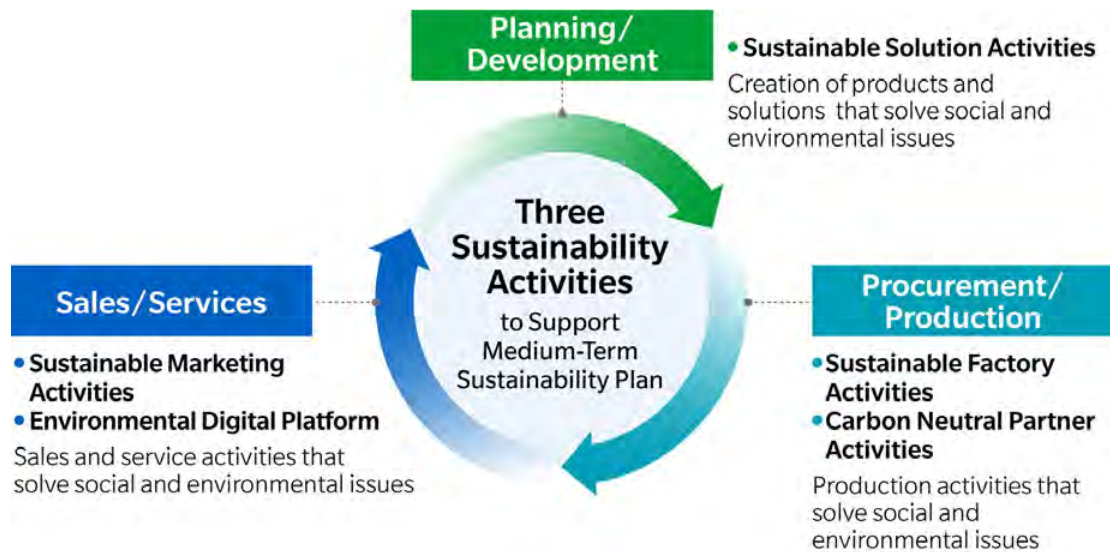
Overview of Konica Minolta's Environmental Activities

Three Sustainability Activities

Konica Minolta used backcasting to identify its vision for 2030, and then defined the actions it should take in the short and medium term. The Group is now carrying out three sustainability activities to help resolve social and environmental issues across its value chains.

The first, Sustainable Solution Activities, are focused on creating solutions to resolve social and environmental issues at the planning and development stages. The second, Sustainable Factory Activities and Carbon Neutral Partner Activities, both help to reduce environmental impact at the manufacturing and procurement stages. The third, Sustainable Marketing Activities, which includes Konica Minolta's Environmental Digital Platform, help to strengthen relationships with customers and resolve sustainability management issues at the sales and service stages.

The Konica Minolta Medium-term Sustainability Plan 2022 sets targets and specifies action plans for creating social, environmental, and economic value through each of these activities, and the company is pursuing these efforts accordingly.



Sustainable Solution Activities

Background and Issues

Given growing concern about environmental and social challenges such as climate change and economic disparity, people's values are shifting from pursuing material wealth to helping to improve the quality of society. By understanding the evolving values of society and contributing solutions, Konica Minolta is able to continue to provide competitive solutions that enhance its profitability.

Vision

While working to provide solutions that help solve challenges faced by customers and society as a whole, Konica Minolta also aims to encourage the widespread adoption of these solutions by broadly promoting their value. By taking initiatives like these, which also contribute to the achievement of the Sustainable Development Goals (SDGs), Konica Minolta strives to help build a sustainable society, earn social confidence, and achieve sustainable growth along with the broader society as a company of choice.

Contents	Message from the CEO	Message from Corporate Vice President	Basic Approach and Systems for Sustainability Management	Sustainability Strategy	Material Issues	Activity Report		
						Environment	Social	Governance
Evaluation by External Parties	Stakeholder Engagement	Participation in Initiative	ESG Data	List of Policies	External Assurance	Guidelines Index	Reporting Policy	

As one key measure to achieve this vision, Konica Minolta has been implementing its Sustainable Solutions Certification System since 2020. By defining solutions that help to resolve social and environmental issues, certifying products and services, and using this process to grow sales, the Group is helping to resolve social and environmental issues from an SDG perspective.

- › [Sustainable Solutions Certification System](#)

Sustainable Factory Activities / Carbon Neutral Partner Activities

Background and Issues

Increasingly urgent environmental challenges require society to use energy and resources more efficiently. There is a limit to the degree of environmental impact reduction that can be achieved solely by one company. Leading global companies should increase their positive contribution to global environmental preservation by expanding the focus of their activities to suppliers of parts and materials, throughout the entire supply chain.

Vision

Konica Minolta works to make its production processes even more efficient while promoting the development and improvement of production technology, striving to reduce both costs and environmental impact. We also share our environmental technologies and expertise with business partners and work with them to reduce their environmental impacts. Konica Minolta is determined to make significant contributions to protecting the environment throughout the supply chain.

To achieve this vision, Konica Minolta carries out Sustainable Factory Activities to reduce the environmental impact of its own manufacturing bases, while working to reduce energy, use resources effectively and use renewable energy. At the same time, the Group is implementing Carbon Neutral Partner Activities to offer suppliers the expertise on energy conservation and renewable energy that the company has amassed already. The Group aims to reduce environmental impact and lower costs through such means, and also seeks to be the choice of customers looking to meet the growing demand for carbon neutral approaches.

- › [Sustainability Factory Certification System](#)
- › [Carbon Neutral Partner Activities](#)

Sustainable Marketing Activities / Environmental Digital Platform

Background and Issues

With growing public demands to address environmental problems such as climate change and resource depletion, corporations are expected to carry out environmental activities that not only minimize risks but also promote business growth. To do this, companies need to reach beyond their own organizations and share value with customers, local communities, and other stakeholders. By taking action together, companies and their stakeholders can raise their combined level of contribution to global environment preservation throughout the value chain.

Vision

Konica Minolta contributes to the entire value chain by sharing its diverse environmental technology and expertise with customers to help resolve their environmental challenges. We seek to strengthen relationships with customers and continually create shared value, building on the foundation of trust they have with Konica Minolta.

By using DX to reinforce engagement with customers and resolving customers' issues, Konica Minolta pursues Sustainable Marketing Activities and makes the most of its Environmental Digital Platform, both of which also contribute to sales.

- › [Environmental Digital Platform](#)

Medium-term Environmental Strategy

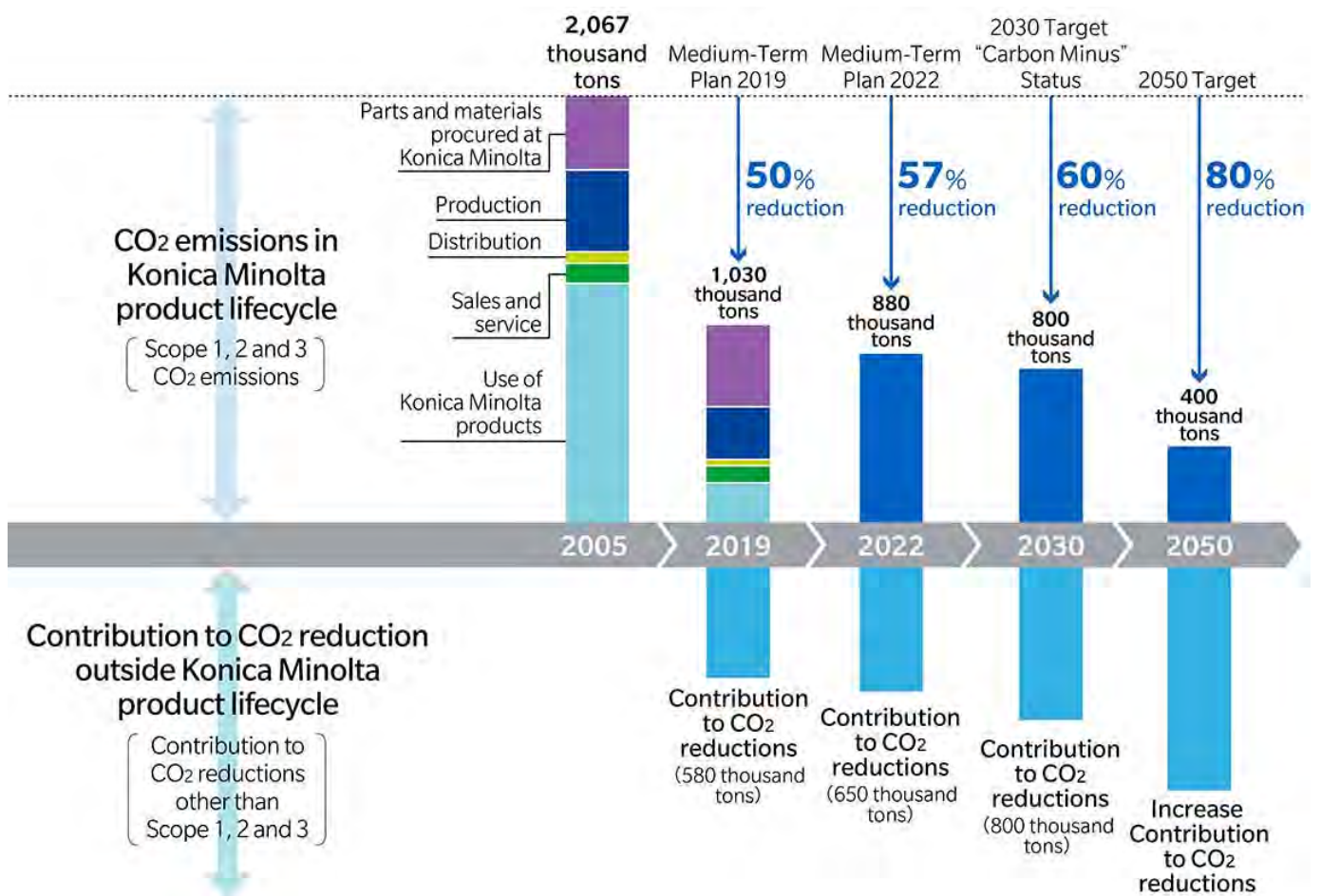
Medium-term Plan

[Materiality](#)
[Overview of Konica Minolta's Environmental Activities](#)
[Medium-term Plan](#)

Environmental Strategy of the Medium-Term Sustainability Plan 2022

Creating a foundation for Carbon Minus GX Green Transformation

With the goal of achieving Carbon Minus status by 2030, Konica Minolta's target for 2022 is to reduce CO₂ emissions across the entire product lifecycle by 57% compared to fiscal 2005 levels. Three-fifths of that amount, or 650,000 tons, will come from CO₂ emissions savings generated by customers, suppliers, and society.



Key measures for 2022

To achieve Carbon Minus status, it is necessary to accelerate both the reduction of CO₂ emissions in the product lifecycle, which is the manufacturer's responsibility, and the contribution to CO₂ emissions reduction by its customers and business partners, which is outside the scope of the company's responsibility.

Konica Minolta believes that the use of digital transformation (DX) can dramatically reduce CO₂ emissions from both sources.

In-House Initiatives

1. Sustainable Factory Activities

Target: Reduce manufacturing CO₂ emissions by 18,000 tons in fiscal 2022 (reduce manufacturing CO₂ emissions by 7% compared to fiscal 2019)

The Sustainable Factory Certification System was launched in fiscal 2020. Konica Minolta is aiming to have all factories meet the Sustainable Factory certification standards by fiscal 2022. In addition to the environmental impact and cost reduction efforts that have been promoted so far, Sustainable Factories will pursue targets for 2022 in order to meet the expectations of the wider society. While further deepening cooperation with stakeholders such as customers, business partners and local communities, Sustainable Factories will utilize their own technology and expertise to help solve social issues and protect the broader global environment by expanding the participants involved.

		Raw material production site	Assembly/high load site
Environmental Impact reduction Environmental impact reduction standards to be achieved by Konica Minolta production sites* ¹	CO ₂ emissions	3% reduction annually (9% over 3 years)	2% reduction annually (6% over 3 years)
	Discharge volume	2% reduction annually (6% over 3 years)	2% reduction annually (6% over 3 years)
Stakeholders Helps to solve environmental issues for the broader society (stakeholders) by using environmental technology expertise Konica Minolta acquired at its own production sites.	CO ₂ emissions at customers, suppliers and broader society (Amount of CO ₂ reduction contributions) * ²	1% reduction annually (3% over 3 years)	2% reduction annually (6% over 3 years)
Guideline Standards for biodiversity and other initiatives to be pursued by Konica Minolta production sites	Guideline compliance status	Complying with guidelines on items such as: <ul style="list-style-type: none"> • VOC reduction • Biodiversity (water, soil, marine plastic, etc.) • CSR procurement • Expanding introduction of renewable energy-derived electricity, etc. 	

*1 For sites with an environmental impact that is less than 1% of the Konica Minolta total, the target is 1% reduction annually (3% over 3 years).

*2 Reducing CO₂ emissions by multiplying the actual amount of CO₂ emissions at each site by the target reduction rate.

2. Expand renewable energy-derived electricity use

Target: Use renewable energy-derived electricity sources for 10% of procured electricity in fiscal 2022

Two manufacturing sites in China and 43 sales companies in Europe have completely switched to renewable sources. Ahead of fiscal 2022, Konica Minolta will consider the optimal methods for each region globally, and reinforce its initiatives to expand the procurement of power derived from renewable energy sources.

Initiatives Carried Out with Suppliers

1. Carbon Neutral Partner Activities

Target: Increase CO₂ reductions at suppliers to 16,000 tons in fiscal 2022

In order to collaborate with even more business partners, Konica Minolta began promoting Digital Green Supplier activities in fiscal 2020. The aim is to dramatically reduce CO₂ emissions across the entire supply chain by launching Digital Green Supplier activities using digital transformation (DX) technology.

Previously, experts carried out energy diagnostic activities with direct visits to factories; but now, by making these digital, suppliers can carry out all the steps from diagnosis to identification of issues and implementation of measures on their own. This efficient approach means that Konica Minolta can support more suppliers with their environmental activities. Digitalization will allow the company to support more than 10 times more suppliers.

Furthermore, in October 2021, the Group developed the DX Green Supplier Certification System and launched the Carbon Neutral Partner Certification System. It will support the decarbonization of its suppliers by utilizing digital tools to manufacture with as little energy as possible, and by using renewable energy-derived electricity sources.

Initiatives Carried Out with Customers

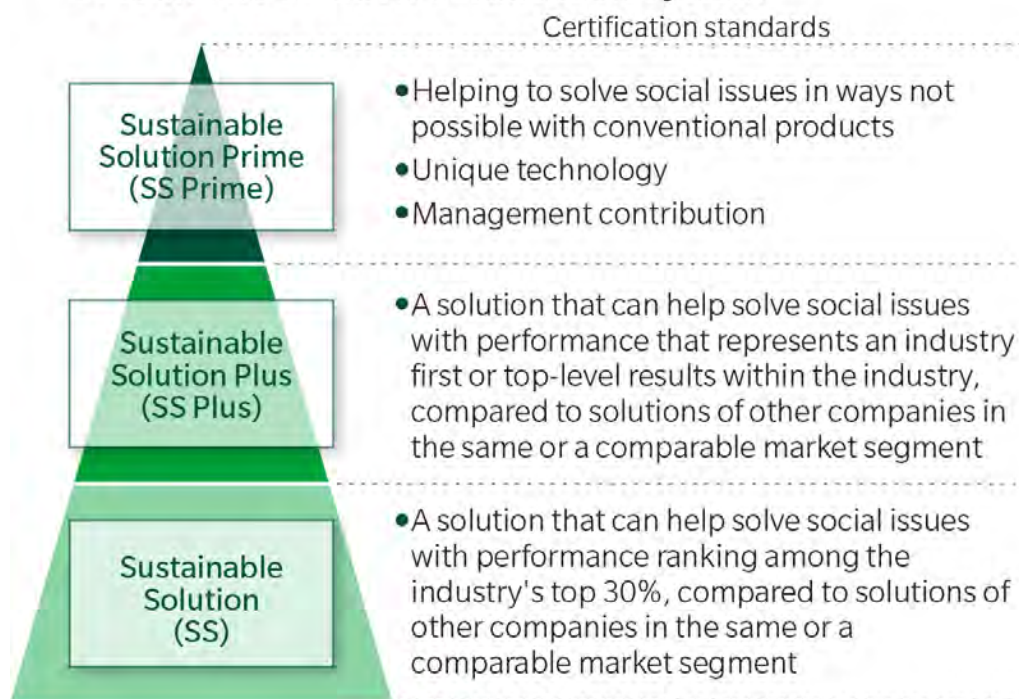
1. Sustainable Solution Activities

Target: Increase customers' CO₂ reductions through product services to 640,000 tons in fiscal 2022

The Sustainable Solution Certification System was launched in fiscal 2020. With the new System, criteria are established for different businesses and product characteristics with respect to certification standards tailored to the individual environmental and social issues that Konica Minolta seeks to help solve. Successful products are certified at one of three levels, based on the degree of achievement. Konica Minolta will further reduce environmental impact by creating products and solutions that meet environmental label standards used around the world.

This system raises products' energy conservation and cuts CO₂ emissions during customer use. Meanwhile, by providing on-demand packages, labels, textile printing solutions through digitalization, it also improves the manufacturing process, supports a digital workplace by promoting workstyle reform transcending paper and place, and promotes work flow reform with edge-type IoT solutions. Providing products and services that encourage customers' DX supports their business, and the greater operational efficiency also helps to reduce environmental impact.

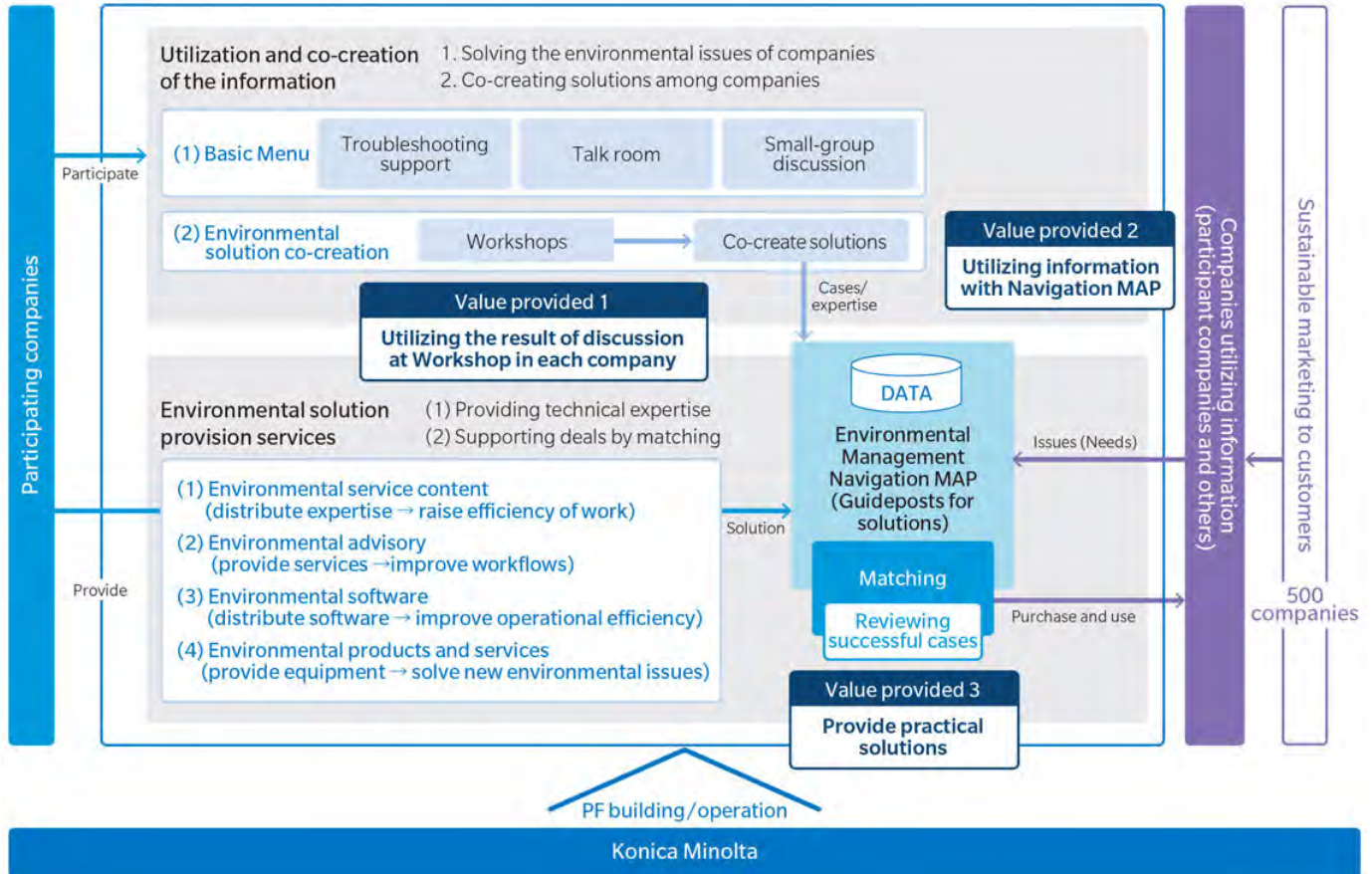
Sustainable Solution Certification System



2. Environment Digital Platform

Target: Create new contributions to CO₂ reductions by fiscal 2022

In fiscal 2020, Konica Minolta launched the Environment Digital Platform, an ecosystem for environmental management. Konica Minolta and participating companies share and build up their environmental knowledge and expertise and co-create new value, which will enhance environmental management efficiency. This ecosystem will lead to dramatic increases in the effect of Konica Minolta's contributions to reducing environmental impact. The program started with 15 participating companies, and this number had already increased to 72 by the end of July 2022. This unique approach to co-creation is expected to keep expanding, going forward.



Adapting to Climate Change


Saving Energy and Preventing Global Warming through Sustainable Solutions

▶ Konica Minolta's Approach	▶ Sustainable Green Products Certification System
▶ Saving Energy and Preventing Global Warming through Sustainable Solutions	
▶ Resource Conservation and Recycling of Products	▶ Management of Chemical Substances in Products
▶ Helping Restore and Preserve Biodiversity through Products	▶ Provision of Product Environmental Information

Energy Savings through Process Transformation at Customers

Textile Printer Reducing Electricity Usage through On-demand Production

The inkjet textile printer does not require the plate making and colored size mixing that is needed with conventional screen-printing. It also contributes to the reduction of energy usage, resources usage, and waste, since it enables on-demand production that uses only the amount of ink and material needed. It reduces environmental impact significantly, with a 57% reduction in electricity usage compared to conventional screen-printing. In addition, it helps save energy for operations such as air conditioning and lighting by increasing customers' production efficiency.



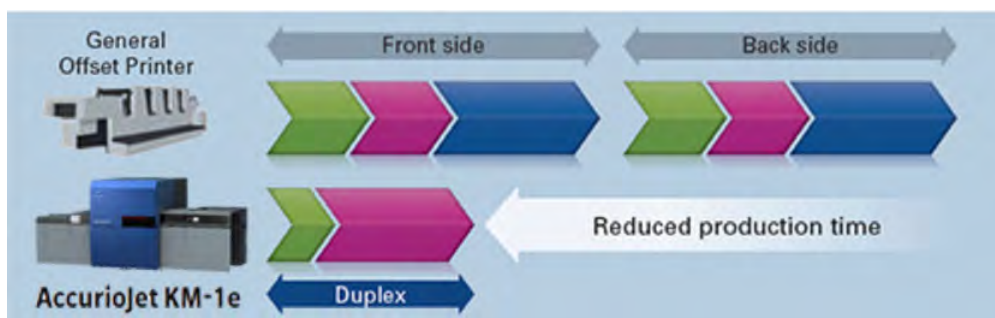
Nassenger SP-1 inkjet textile printer

UV Inkjet Digital Printing Machine That Reduces Power Consumption by Realizing Automatic Duplex Printing without Drying Time

The UV inkjet digital printer, AccurioJet KM-1e, offers high productivity equivalent to that of the previous AccurioJet KM-1. Utilizing the key characteristics of Konica Minolta's unique UV inkjet ink, it can be used for special printing media that were difficult to accommodate with a conventional B2 digital printer and water-based inkjet ink. The AccurioJet KM-1 enables automatic duplex, high-quality printing. Unlike general offset printing, a printing plate is not required. Precise inkjet output control eliminates the need for color matching between devices, which is necessary when using multiple digital printers. This results in a significant reduction in printing preparation time. This was recognized as a three-star environmentally friendly product in the green printing certification system, which objectively screens products based on the standards of the Japan Federation of Printing Industries.



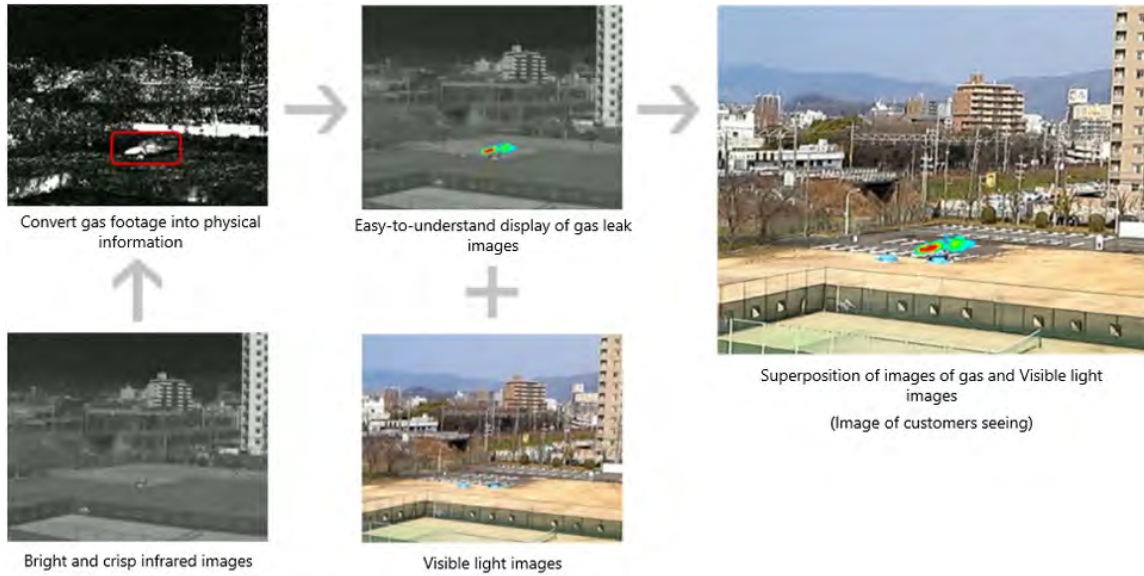
UV inkjet digital printer, AccurioJet KM-1e



Using Imaging Technology to Prevent Leaks of GHGs

Gas monitoring solutions apply lens design technology and imaging processing technology, which are Konica Minolta's core technologies, to provide a system that enables anyone to intuitively understand and visualize where and how much hydrocarbon gas, which contributes to global warming, is leaking.

This encourages constant monitoring for unusual events in a way that does not require manual effort. It also allows for rapid, appropriate maintenance that does not depend on the maintenance staff's skill level. Both of these will contribute to the customer's safety and peace of mind. In addition, this solution helps to curb the impact that the leak of gases with a high global warming effect has on climate change.

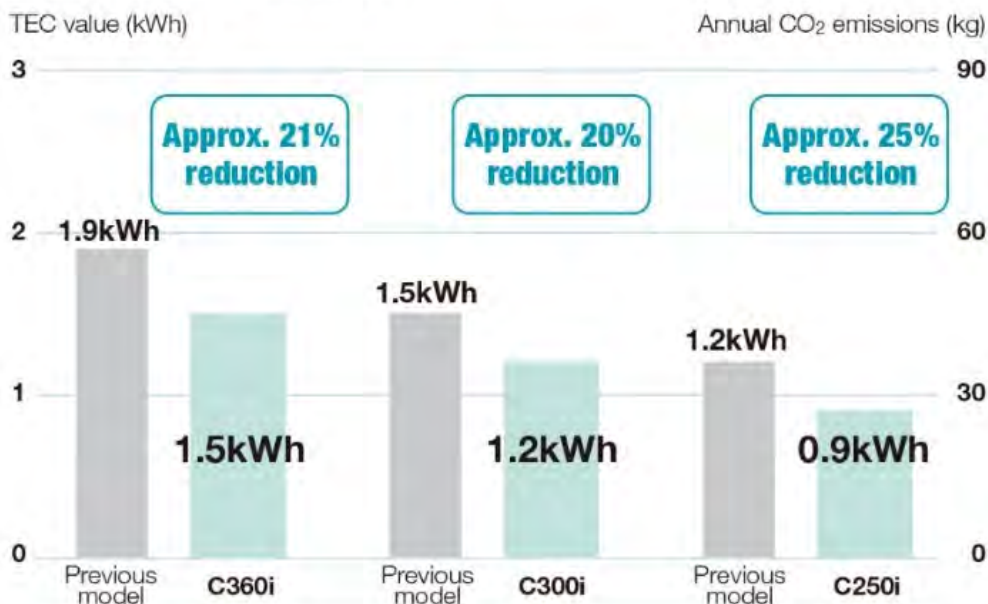


Energy-Saving Products

Reduction of Power Consumption During Product Use

Konica Minolta is working on the development of low-temperature fixing toner and efficient fixing systems to help save power. The bizhub C360i series released in 2019 offers standard power consumption (TEC value) for one week that is approximately 20% to 26% less than the previous model. By reducing the TEC value, CO₂ emissions are also greatly reduced.

Comparison of TEC values between a previous model and the bizhub C360i series



Simitri V Toner Fixable at a Low Temperature

In MFPs, heat is needed to fix toner to paper, and the power used for that purpose accounts for more than 60% of total power consumption. Konica Minolta has been conducting research and development into toners that can be fixed at lower temperatures, and has developed Simitri V Toner, a proprietary polymerized toner. The company successfully reduced the fixing temperature by about 15 degrees Celsius compared to a previous MFP model (C368). This, combined with a new fixing device, is helping to reduce MFP power consumption. Moreover, Simitri V Toner requires approximately 25% less water to manufacture compared to a previous polymerized toner.

Pad Pressure Fixing System Reduces Power Consumption for Printing

In order to start printing from an MFP, the fixing rollers have to be heated to a certain temperature. Konica Minolta has adopted a pad pressure fixing system for its latest i-Series MFPs in order to efficiently utilize Simitri V Toner, the company's new low-temperature fixing toner. With this new fixing system, the belt and rollers have been reduced in diameter and insulated, thereby substantially cutting the power needed for heating the fixing device during MFP operation.

 Relevant link: [Technology Report 2020 \(Vol.17\)](#)

LED Light Source Reduces Power Consumption During Scanning

Konica Minolta uses LED, which has greater power-saving performance than fluorescent lamps, as the light source for scanners in its MFPs. This has also improved scanning speeds, since LED lights increase the brightness of manuscript exposure.

“Power Save” Feature Reduces Power Consumption When Product Not in Use

Konica Minolta equips its MFPs with a “power save” feature that puts the machine into an energy-saving state, such as automatically turning off the control panel display when the machine has not been used for a certain amount of time. This does not hinder everyday work, since the machine automatically returns to normal mode during power save when it receives a fax or a print signal from a PC.

Proximity Sensor That Can Save Electricity Without Lowering Operational Efficiency

Konica Minolta equips its MFPs with a proximity sensor that automatically returns the machine to normal mode from sleep mode just by bringing a finger close to the control panel. This allows energy savings without lowering operational efficiency, as no time needs to be spent pressing buttons to bring the machine out of sleep mode.



Energy-saving Designs That Power Only the Areas Needed

Konica Minolta minimizes power consumption through energy-saving designs that enable power supply only to areas needed for each function—for example, not starting up the printer control panel when printing from sleep mode or not turning on the toner fixing heater when using the scanner or fax..

“Print Preview” to Reduce Misprints

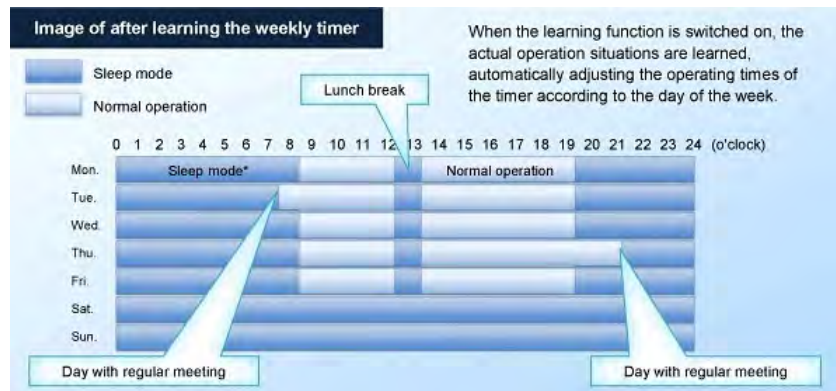
Misprints can be prevented, as it is possible to preview the finished document on the machine’s LCD screen before printing. This saves paper and also reduces wasteful power consumption.



Preview screen

Weekly Timer with a Learning Function

A weekly timer that automatically switches between normal mode and power-saving mode at pre-set times enables efficient electricity savings according to office use, such as at lunchtime, at night, and days off. The machines are also equipped with a learning function that automatically makes corrections when there is a difference between timer settings and actual usage, based on usage data for a four-week period. This enables operational management with greater energy-savings effects.



Eco Dashboard Increases Users’ Environmental Awareness

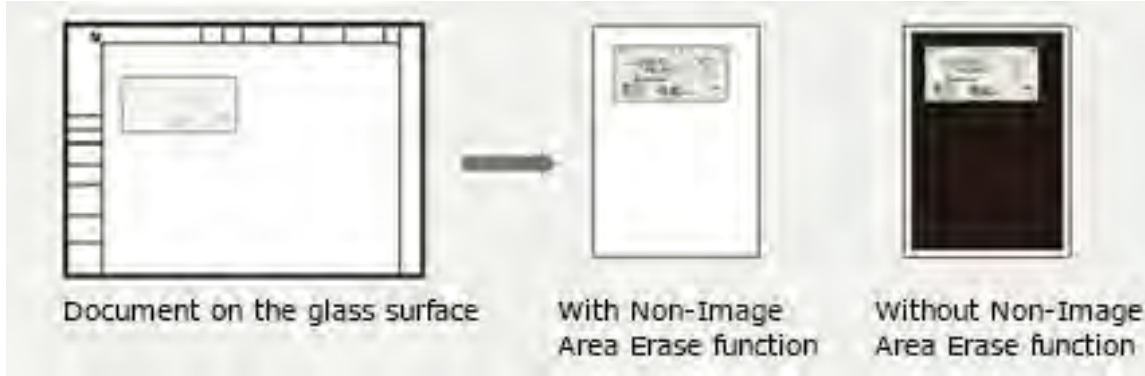
Graphs showing environmental contribution are displayed to increase users’ environmental awareness. Reductions for different indicators, such as power consumption and use of toner and paper are displayed on the control panel and can be checked by department and user.



* The above feature is not available on all models.

“Non-Image Area Erase function” Saves Toner

When copying a page from a thick book, the lid often needs to remain open, creating a black area around the document. With this function however, the printed page is automatically detected and the surrounding dark area is eliminated. This reduces unnecessary toner use.



Planetarium Projector Contributes to Energy Conservation

Planetarium Projector Reduces Energy Consumption by Using LED Light Sources

Konica Minolta’s Cosmo Leap Σ is an optical planetarium projector for medium-sized domes. The new projector provides bright stars shining with an energy-efficient and compact design almost equivalent to the Infinium Σ , an optical planetarium developed to showcase the beauty of bright stars shining in the night sky. By using ultra bright LEDs with optical technology, the stellar images projected on the screen are about 2.5-fold brighter than with the conventional model, but power consumption has been reduced by almost half.



Cosmo Leap Σ

- ▶ [Konica Minolta's Approach](#) |
- ▶ [Sustainable Green Products Certification System](#)
- ▶ [Saving Energy and Preventing Global Warming through Sustainable Solutions](#)
- ▶ [Resource Conservation and Recycling of Products](#) |
- ▶ [Management of Chemical Substances in Products](#)
- ▶ [Helping Restore and Preserve Biodiversity through Products](#) |
- ▶ [Provision of Product Environmental Information](#)

Adapting to Climate Change

Saving Energy and Preventing Global Warming in Production Operations

▶ Konica Minolta's Approach	▶ Sustainable Factory Certification System
▶ Saving Energy and Preventing Global Warming in Production Operations	
▶ Resource Conservation and Recycling in Production Operations	
▶ Reduction of Chemical Substances Risks in Production	
▶ Addressing Biodiversity in Production Activities (Consideration of Water Resources and Wastewater, Proper Management of Greenery at Factories)	
▶ Carbon Neutral Partner Activities	▶ Green Procurement System

Promoting Energy Savings at Production Sites

In line with its Green Factory certification system for comprehensively evaluating environmental activities at production sites, Konica Minolta strives to increase energy productivity and to reduce CO₂ emissions from production operations through a variety of measures.

Energy Conservation Support Program

Konica Minolta has implemented an Energy Conservation Support Program in order to promote the reduction of CO₂ emissions at production sites. Under this program staff members within the Group who are experts in process design, production equipment design, and energy management visit production sites and conduct inspections of everything from the energy management situation to the status of utilities and production equipment such as air conditioning and boilers, based upon which they recommend measures suited to each site. Using these recommendations, the expert staff and personnel at each site conduct simulations of the energy-saving effects, which help with implementing the measures.



Energy Conservation Support Program

Examples of Main Measures

Improve productivity	Industrial engineering (IE) work analysis, yield rate improvement, installation of automatic machines, takt time reduction, production space optimization
Optimize equipment operation time	Shutdown during downtime, reduction of standby power consumption
Reconsider air conditioning operation	Temperature setting optimization, operating time optimization
Save energy in lighting	Thinning out lighting, conversion to high-efficiency lighting
Save energy in molding machines	Infrared heating, installation of servo motors, cylinder insulation
Save energy in compressed air	Installation of inverters, limited number of units, air pressure optimization
Reconsider refrigerator operation	Refrigerator integration, reconsideration of exit temperature setting

Use waste heat	Heat exchange at exhaust/intake, reduction of steam production by using waste heat from dehumidifiers
Reduce heat radiation loss	Steam piping insulation, piping integration, reduction of valve leaks

Participation in RE100, Which Aims to Run Businesses with 100% Renewable Energy

In January 2019, Konica Minolta joined RE100, a global leadership initiative that brings together businesses committed to sourcing 100% renewable energy for their operations. Konica Minolta aims to procure 100% of the power used in its own business activities from renewable energy sources by 2050. By doing so, Konica Minolta will accelerate its efforts to achieve Eco Vision 2050 while also helping to reduce global CO₂ emissions by expanding the use of renewable energy. As a medium-term step toward achievement of its long-term goal, Konica Minolta set an internal target of sourcing renewable electricity for 30% of its electricity use by 2030. The Group will start reviewing its power procurement contracts one-by-one at production sites and sales sites, starting with countries and regions where renewable electricity is relatively widespread, and begin switching over those sites to renewable electricity where it is possible. In fiscal 2021, the renewable electricity usage ratio*¹ increased to 8.3%.

In addition to Konica Minolta Business Technologies (Dongguan) Co., Ltd and Konica Minolta Business Technologies (Wuxi) Co., Ltd., which have already achieved 100% use of renewable energy-derived electricity, Konica Minolta Supplies Manufacturing U.S.A., Inc. and Konica Minolta Supplies Manufacturing France S.A.S. also achieved 100% renewable energy-derived electricity by switching to electricity with renewable energy certificates. In February 2021, a new plant of Konica Minolta Mechatronics, Inc. was completed in Toyokawa City, Aichi Prefecture. A photovoltaic power generation system (installed area of 2,632 m² with a generating capacity of 500 kW) was installed in conjunction with the completion of construction, and is expected to provide approximately 11%*² (estimate) of the electricity used at the plant. Starting with production sites such as this one, we will consider optimal measures for each region on a global basis and strengthen our efforts to expand procurement of electricity derived from renewable energy sources.


*1 Ratio of renewable energy-derived electricity to the total electricity consumption of the Konica Minolta
 *2 Achievements from April 2021 to March 2022



New factory of Konica Minolta Mechatronics Co., Ltd.



Solar power panels installed on the roof



Konica Minolta Business Technologies (Wuxi) Co., Ltd.



Solar power panels installed on the roof
 Left: Konica Minolta Business Technologies (Dongguan) Co., Ltd.
 Right: Konica Minolta Business Technologies (Wuxi) Co., Ltd.

Examples of Initiatives

TOPIC | Introducing the State-of-Art Energy-Saving Equipment (Konica Minolta Mechatronics, Inc.)

Konica Minolta Mechatronics headquarters (Digital Manufacturing Center MIKAWA) , which began full-scale operations in June 2021, has installed the latest high-efficiency equipment, including a large temperature difference air conditioning system, two separate chillers, direct expansion coil-type total heat exchangers, and LED lighting. Compared with conventional facilities, this installed system reduces CO2 emissions by more than 400 metric tons per year. A photovoltaic power generation system has been installed on the rooftop, and the electricity generated is consumed in-house, contributing to the realization of a decarbonized society.



Chiller that improves energy efficiency by dividing the system into two temperature zones for different applications

Pursuing Energy Savings by Reviewing the Operation of Clean Rooms with High Energy Loads (Konica Minolta Business Technologies (Dongguan) Co., Ltd.)

Konica Minolta Business Technologies (Dongguan) Co., Ltd., which manufactures MFPs and other products in Dongguan, Guangdong Province, China, has achieved dramatic energy savings by conducting reviews of the operational status of clean rooms with high energy loads in the factory. Specifically, it took another look at the temperature and humidity conditions while keeping them within product specification requirements, shutting down air conditioning on holidays, optimized the ventilation frequency while maintaining cleanliness, reduced clean room equipment operating time by installing a timer, and reduced clean room floor space through layout review. The implementation of these measures has saved energy used by cold energy source equipment and ventilation equipment. In addition, in November 2017, full-scale use of renewable energy began, with the installation of photovoltaic equipment on the roof of the plant, and in January 2019, the share of electricity consumption from renewable energy sources reached 100%.



Konica Minolta Business Technologies (Dongguan) Co., Ltd.

Energy Savings through Smaller Production Space and Shorter Production Time (Konica Minolta Business Technologies (Wuxi) Co., Ltd.)

Konica Minolta Business Technologies (Wuxi) Co., Ltd., located in Jiangsu Province, China, has adopted industrial engineering (IE) work analysis as a new endeavor aimed at reducing environmental impact through increased productivity. The analysis is based on specialized analytical knowhow cultivated in Japan by Konica Minolta. By thoroughly reconsidering operability and line of flow of production lines, the company reduced production space, shortened production times, and cut energy consumption, including air conditioning and lighting. In addition, all its power now comes from renewable energy sources. This was achieved by installing a solar power generation system in January 2020, and then using green power certificates to meet its remaining electrical needs. The company has become a corporate leader for environmental protection in China, and was certified by the city of Wuxi as a “Clean Manufacturing Company” in 2017.



Konica Minolta Business Technologies (WUXI) Co., Ltd.

Utilizing Waste Heat from Production and Curbing Heat Dissipation to Ensure Energy Conservation (Konica Minolta Supplies Manufacturing Co., Ltd.)

With its head office in Kofu, Yamanashi Prefecture, Konica Minolta Supplies Manufacturing Co., Ltd. makes developers and photosensitive drums for multi-functional peripherals (MFPs). The company has achieved sharp reductions in energy consumption by utilizing the waste heat from the toner production process and curbing the heat dissipation from steam pipes.

Heat exchange with high-temperature water is typically used, but the company actively uses the waste heat from low-temperature water generated in the toner production process through heat exchange and produces heated water to be used in other processes. This significantly reduces the gas consumed to produce heated water. The company also installed an automated control system to supply steam only when and in amounts needed to prevent heat from dissipating from the pipes.

In addition, outside air is used for drying, but the amount of air required differs significantly depending on fluctuations in the humidity of the outside air. The company controls the dew point of the outside air sucked in constantly, then curbs the blower’s air volume and number of rotations to conserve energy. It has also upgraded from NAS batteries to large-capacity lithium ion rechargeable batteries in order to adapt to momentary power interruptions and power outages. As a result, heaters no longer have to be used, conversion loss has been reduced and efficiency has improved, delivering significant energy conservation.



Kofu head office at Konica Minolta Supplies Manufacturing Co., Ltd.

Pursuing Energy Savings with High-Efficiency Air Conditioning Systems and Other Energy-Saving Measures (Konica Minolta Business Technologies (Malaysia) Sdn. Bhd.)

Konica Minolta Business Technologies (Malaysia) Sdn. Bhd., which assembles MFPs, has achieved major energy savings by actively employing high-efficiency air conditioning systems.

Since Malaysia is a tropical country where air conditioning use is high, the company has installed a large-temperature-difference air conditioning system and a temperature-stratified air-conditioning system and thus has reduced electricity consumption compared with conventional air conditioning.

In the areas between each factory building, dedicated individual air conditioners had been required, but individual air conditioners were discontinued by supplying surplus cold air from air conditioners in other processes.


Furthermore, in the resin molding process, vented cylinders were installed to remove the moisture and gas contained in resin, during the process. As a result, the drying step that was required before resin could be utilized is no longer necessary, resulting in significant energy savings and improved productivity. In this way, the company has promoted high-efficiency air conditioning operations throughout the plant, along with production process improvements.



Konica Minolta Business Technologies (Malaysia) Sdn. Bhd.

Thermal insulation for pipes to reduce dissipative heat loss Konica Minolta Chemical Co., Ltd.

Konica Minolta Chemical, which manufactures chemical products in Japan, worked to reduce dissipative heat loss from pipes created in boilers, and particularly unheated parts such as flanges and bulbs. Thermography is used to measure surface temperature and identify areas of high heat dissipation. This allowed pipes to be efficiently insulated, reducing heat dissipation loss.



TOPIC: Installing a Gas Turbine Cogeneration System That Provides High Energy Efficiency by Effectively Using Exhaust Heat

On February 1, 2017, the Konica Minolta Kobe Site began operating a gas turbine cogeneration system that uses city gas as fuel. This system provides distributed power generation (7,000 kW class power generation output) that generates power in the places where energy is needed. By effectively utilizing exhaust heat generated at that time, it is possible to achieve overall efficiency at a high 80-90% energy efficiency (general thermal power plants are at about 40%), which greatly contributes to energy saving and CO₂ emission reduction.



Gas turbine

This system is superior from the standpoints of both energy saving and environmental preservation because the fuel uses city gas with high combustion efficiency and low impurity, generates virtually no dust or sulfur oxides, and generates low amounts of nitrogen oxides thanks to the latest low-NO_x combustion technology.



Boiler

Primary Advantage of Installation

CO₂ reduction: CO₂ reduction of 20% or more compared with previous methods

Peak cut: Leveling of electricity demand: Electric power peak cut rate is 70%

BCP: The system supplies power to the premises critical load in the case of emergency

Subsidies: Subsidy support was received from the Energy Use Rationalization Business Support Program, in recognition of the high energy savings of the installed equipment.

At this site, the company has continued to install energy-saving equipment, streamlined product manufacturing processes. The operation of this system is positioned as the core of the energy saving and CO₂ emissions reduction plan.

TOPIC: New Environmentally Friendly Research Building SKT

The new R&D building (SKT) opened in April 2014 at Konica Minolta Tokyo Site Hachioji integrates environmental facilities that will contribute to environmental impact reduction, including solar panels on the roof, an atrium that brings in lots of natural light, daylight sensors to reduce lighting electricity consumption, effective natural ventilation, and use of well water. As a building with excellent environmental friendliness, SKT received the highest certification, “Class S,” in the Comprehensive Assessment System for Built Environment Efficiency (CASBEE), which is an evaluation of the environmental performance of buildings led by Japan’s Ministry of Land, Infrastructure, Transport and Tourism. The building also won a fiscal 2014 Good Design Award from the Japan Institute of Design Promotion (JDP).



SKT's atrium

- ▶ Konica Minolta's Approach | ▶ Sustainable Factory Certification System
- ▶ **Saving Energy and Preventing Global Warming in Production Operations**
 - ▶ Resource Conservation and Recycling in Production Operations
 - ▶ Reduction of Chemical Substances Risks in Production
- ▶ Addressing Biodiversity in Production Activities (Consideration of Water Resources and Wastewater, Proper Management of Greenery at Factories)
 - ▶ Carbon Neutral Partner Activities | ▶ Green Procurement System

Adapting to Climate Change

Reducing Environmental Impact in Sales Activities

▶ Konica Minolta's Approach	▶ Supporting Customers to Solve Their Environmental Issues
▶ Providing Services to Solve Customers' Environmental Issues	
▶ Reducing Environmental Impact in Sales Activities	▶ Reducing CO ₂ Emissions from Distribution
▶ Reduction of Use of Packaging Materials	▶ Product Recycling

Reducing CO₂ Emissions Associated with Sales Activities

Introducing Eco-friendly Vehicles to Its Sales Fleet and Promoting Eco-driving

Konica Minolta promotes the management and reduction of CO₂ emissions from the business vehicles operated by its sales companies around the world. The Group is promoting measures such as reducing the amount of travel through more efficient sales and service activities, introducing eco-friendly vehicles with low emissions of CO₂, and eco-driving to reduce energy consumption.

Eco-driving Initiatives at a Sales Company in Japan

Konica Minolta Japan, Inc. has installed a vehicle operation management system in company-owned vehicles. This system constantly gathers and stores data about the way company-owned cars are being used, including dangerous driving habits such as sudden acceleration and deceleration, as well as driving time, fuel consumption, and so on. Based on the data, drivers of company vehicles are given safe driving guidance. It is also used in eco-driving initiatives to lower fuel costs and reduce the environmental impact of company vehicle use.

In addition, the Company is actively introducing vehicles with start stop systems to promote eco-driving.

Showroom in France Achieves Environmental Label

At a printing center, countless pages must be printed to meet the customers' needs for printed materials. At the same time, the environmental impact of this energy and resource consumption must also be minimized.

Sales company Konica Minolta Business Solutions France S.A.S., has earned the environmental label Imprim'Vert for its showroom, Digital Imaging Square. This certifies that organizations using the showroom for printing will be complying with the major standards for environmental management.

Obtaining Carbon Offsets for Trade Shows in Germany

Konica Minolta Business Solutions Europe GmbH aims to offset all of the CO₂ generated when participating in exhibitions and trade fairs for the purpose of sales promotion, and to achieve carbon neutral sales activities.

Adoption of Renewable Energy

Renewable Energy Initiatives

Konica Minolta is generating power using renewable energy at multiple sites. Konica Minolta Business Solutions U.S.A., Inc. built a photovoltaic installation in a parking lot in 2013 to generate electricity to power its offices. In December 2020, the company switched its remaining purchased electricity to power derived from renewable energy and now uses 100% renewable energy. Sales companies in eight European countries had previously switched to renewable energy, and in fiscal 2020 this effort made further progress, with sales companies in Spain and Portugal introducing renewable energy, as well. Going forward, other sales sites will make the switch, starting with those that can conclude direct electricity contracts.



The headquarters in Germany, which is promoting the introduction of electricity from renewable energy sources at its European sales companies



Photovoltaic panel installation in the company parking lot (United States)

Konica Minolta Now Using 100% Renewable Energy At U.S. Headquarters

Since 2020, Konica Minolta has been participating in MidAmerican Energy Services' Renewable Energy Program, procuring renewable energy for its U.S. corporate headquarters in Ramsey, New Jersey. The green energy supplied through this program is a combination of biomass, geothermal, hydroelectric, solar and wind power and is supplementing the solar energy produced by the solar panels installed at the campus in 2013.

The Renewable Energy Program is Green Energy certified and meets the environmental and consumer-protection standards set forth by the nonprofit, Center for Resource Solutions. This new partnership means that the Ramsey, NJ campus now runs on 100% renewable energy.

Recognizing its environmental contributions, in May 2022 Konica Minolta was accepted into the U.S. Environmental Protection Agency's Green Power Partnership program. The program helps increase green power use among U.S. organizations as a way to reduce air pollution and other environmental impacts associated with electricity use. Using green power is a big step toward Konica Minolta's goal of becoming carbon neutral by 2030 and helps it reduce air pollution and lower its emissions footprint, while also sending a message to other organizations across the country that green power is an affordable, accessible choice.

Carbon Offsetting Service

Carbon Offsetting for Office and Production Printing

Enabling carbon neutrality is a carbon-offsetting service that uses emissions credits to offset CO₂ emissions at every stage of the product lifecycle, from procurement to use. Konica Minolta Business Solutions Europe introduced the service for office and production printers in July 2015 and offers it across the whole of Europe.

So far it has been introduced in 11 countries, including Germany, France, and the Netherlands, to offset CO₂ emissions throughout the product lifecycle. In addition to these activities, the company uses carbon offsetting for CO₂ emissions from commuting and business trips as well as events such as international exhibitions. It has offset a total of over 57 thousand tons of CO₂ emissions thus far as a result. Konica Minolta will increase the number of countries eligible in order to contribute more to the creation of a sustainable planet and society.

Environmental Contribution Activities and Initiatives to Raise Employees' Environmental Awareness

Beekeeping with the Aim of Raising Awareness of Biodiversity

Konica Minolta Business Solutions France has greened the roof of its building in Paris and set up beehives for beekeeping. People in France traditionally exhibit an understanding of beekeeping even in a densely populated city such as Paris. The honeybees raised in these beehives help pollinate many kinds of plants such as fruit trees, vegetables, and flowers, enriching the biodiversity of the surrounding area. Moreover, the harvested honey is bottled and sold to employees, with the proceeds donated to a charity fund established by Konica Minolta Business Solutions France. The fund promotes cultural, artistic, and sporting activities for people with disabilities throughout the year. Through this initiative, the company is raising employees' awareness of the preservation of biodiversity while also contributing to the community.



Beekeeping on the roof

New Partnership between KMBSF and ONF

Konica Minolta Business Solutions France (KMBSF) has developed a new partnership with ONF (Office National des forêts [national bureau of the forests]) in order to strengthen its support for France's ecosystems. ONF is one of France's major biodiversity actors.

This partnership has two components:

- Konica Minolta will support biodiversity preservation projects around France, and its employees will participate.
- For each sale of a Second Life device, KMBSF will financially support the Corra Pond restoration project in the forest of Saint-Germain.

Link to the video presenting the partnership:

https://youtu.be/0_7Azrs7oo



This is a picture of Corra Pond. It is located near Paris and is one of the main biodiversity projects KMBSF has decided to fund in partnership with the national forest preservation organization.

Tree plantation in the southwest of France

KMBSF partnered with some clients to participate in a governmental tree-planting program. Employees from Konica Minolta and its clients spent half a day near Bordeaux planting 5,000 endemic trees to help preserve the region's biodiversity.



In the Bordeaux region in the southwest of France, KMBSF employees participated in tree planting. This is a picture of some of the seedlings.



Some tools were at times used to make the plantation easier. This is one of them. Insert the seedling in the pipe and action the pump to plant.

Raising Environmental Awareness Through Volunteering

Konica Minolta Business Solutions U.S.A. raises the sustainability awareness among its employees by offering the opportunity to participate in volunteer activities with non-profit organizations. For the past several years, it has supported the non-profit Mahwah Environmental Volunteers Organization (MEVO) through volunteering and donations. Volunteers help plant and harvest crops while learning about the local environment, as well as sustainable gardening and agriculture. For the past several years, Konica Minolta has worked with the Arbor Day Foundation and has helped plant more than 20,000 trees in areas where forest fires have recently occurred.



New York/ New Jersey Trail Conference



Employees participating in Mahwah Environmental Volunteers Organization (MEVO)

KMBUS WINS CIANJ ENVIRONMENTAL AWARD

KMBUS received CIANJ's* Environmental Leadership Award, which celebrates New Jersey companies' stewardship and leadership of the environment, for the second consecutive year. The award recognizes companies that are proactive in promoting environmental sensitivity in their operations or those that work to provide a means of lowering their carbon footprint. CIANJ assembled a panel of independent judges who reviewed entries from companies around the state that made environmental accomplishments over the last year. Konica Minolta's entry highlighted its participation in the U.S. Environmental Protection Agency's Green Power Partnership, the fact that its Ramsey campus runs on 100 percent green energy sourced from a combination of wind, hydro and solar energy, and its partnership with the Arbor Day Foundation to plant more than 10,000 trees in areas in need of reforestation.

*CIANJ: The Commerce and Industry Association of New Jersey

▶ [Konica Minolta's Approach](#) | ▶ [Supporting Customers to Solve Their Environmental Issues](#)

▶ [Providing Services to Solve Customers' Environmental Issues](#) | ▶ [Reducing Environmental Impact in Sales Activities](#)

▶ [Reducing CO₂ Emissions from Distribution](#) | ▶ [Reduction of Use of Packaging Materials](#) | ▶ [Product Recycling](#)

Adapting to Climate Change

Reducing CO₂ Emissions from Distribution

▶ Konica Minolta's Approach	▶ Supporting Customers to Solve Their Environmental Issues
▶ Providing Services to Solve Customers' Environmental Issues	
▶ Reducing Environmental Impact in Sales Activities	▶ Reducing CO ₂ Emissions from Distribution
▶ Reduction of Use of Packaging Materials	▶ Product Recycling

In order to reduce CO₂ emissions associated with distribution, transportation must be streamlined and means of transportation with little environmental impact must be chosen. Konica Minolta is reducing CO₂ emissions derived from distribution operations by measures such as shortening transportation distances through optimization of logistics facilities and routes worldwide, reducing the number of containers through improved loading efficiency.

Major Initiatives

Optimizing Shipping Container Loading Efficiency

Konica Minolta is reducing CO₂ emissions and increasing the efficiency of shipping container loading during transportation by employing consolidated services based on loads. In the Business Technologies Business, for example, when Konica Minolta delivers office equipment to various European countries from its distribution center in Germany, achieving optimal loading efficiency according to the size, shape and changes in the logistic quantity of products is one of the key challenges. The company has been improving loading efficiency through the introduction of a loading simulation program. Furthermore, since fiscal 2016, Konica Minolta has improved loading efficiency by optimizing the packaging form to suit the shipping conditions, focusing on marine transportation of parts procured in Japan to plants in China and ASEAN for assembly, shipment of products from Chinese warehouses to distributors worldwide, and land transportation of products manufactured in Mexico into the U.S.

Promoting a Modal Shift

Konica Minolta has been promoting a modal shift for the transportation of products and parts, switching from aircraft and trucks to ships, railways, and other means that emit less CO₂.

In Europe, for instance, it uses barges that run along the Rhine River as the means of transportation from the Port of Rotterdam in the Netherlands to its base warehouse in Emmerich, Germany. In the U.S., it has reduced CO₂ emissions by using railroads when transporting cargo from the Port of Los Angeles on the West Coast to the interior and the East Coast.

Reconsidering Distribution Routes and Consolidating Logistics Facilities

Konica Minolta is restructuring its logistics facilities both in Japan and outside of Japan for reducing CO₂ emissions from its distribution processes.

In fiscal 2021, the company continued its efforts from the previous fiscal year to streamline logistics by optimizing distribution routes for products and service parts shipped from office equipment production and distribution sites in China and ASEAN to customers worldwide.

In production procurement, at its Malaysian factory, Konica Minolta took the external warehouses and parts supplier production sites dotted around distant locations and consolidated them in the vicinity of the factory, establishing a Smart Industrial Center (SIC). This reduced the transportation distance considerably, enabling achievement of just-in-time (JIT) supply to the factory. Transportation distances were also reduced considerably by changing parts shipped to Malaysia from Chinese parts suppliers to Malaysian production.

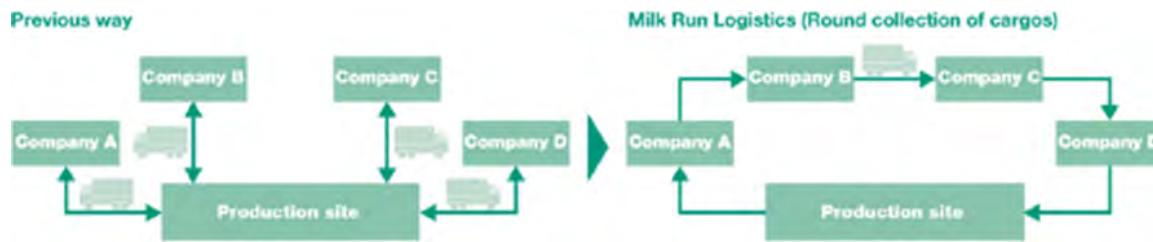
Moreover, with the proactive utilization of a lead logistics provider (LLP) for distribution in Japan, Konica Minolta reorganized distribution sites, revised routes, and utilized sharing with other companies, thereby strategically reducing CO₂ emissions from distribution activities. Improving the efficiency of distribution routes and sites has also led to reductions in the space and energy used at distribution warehouses.

Milk Run Logistics (Common Collection of Cargos)

The term "milk run" originally came from the milk collecting system of dairy producers who visited dairy farms to collect milk in a single vehicle. In the manufacturing industry, it refers to a collection method in which a single vehicle is used to make rounds picking up goods from various suppliers instead of requesting each supplier to deliver goods individually.

Konica Minolta is using milk run logistics in the suburbs of Wuxi City in Jiangsu, China. This helps to reduce CO₂ emissions by shortening the total driving mileage of the trucks.

In addition, the Group is also reducing waste by using re-usable boxes instead of cartons to transport the parts.



Joint Transport

Konica Minolta Japan, Inc., a sales company, carries out joint distribution of office equipment with Epson Sales Japan Corporation, including installation work, in the Kanto and Koshinetsu areas in Japan. In Japan, nine Company manufacturers joined the Joint Arterial Logistics Delivery of the Japan Business Machine and Information System Industries Association (JBMIA) and began preliminary implementation of the Last One Mile Joint Delivery in the northern Hokkaido region in November 2021. [\(Ref: JBMIA website in Japanese\)](#)

These initiatives result in high-quality delivery and installation operations that raise the satisfaction of customers and help reduce CO₂ emissions.

Reducing CO₂ Emissions Associated with Shipping by U.S. Sales Company

Konica Minolta Business Solutions U.S.A., Inc. is a member of the SmartWay program operated by the United States Environmental Protection Agency (EPA). This initiative helps companies improve their supply chain sustainability by measuring, benchmarking and improving the efficiency of freight transport.

As a member of this program, the company is working on:

- Reducing emissions and fuel consumption in logistics activities
- Shipping more than 50% of goods through EPA designated SmartWay carriers
- Using railway cars and Smartway truck trailers, avoiding vehicle idling, and reducing transport distances
- Shipping multiple orders together

▶ Konica Minolta's Approach | ▶ Supporting Customers to Solve Their Environmental Issues

▶ Providing Services to Solve Customers' Environmental Issues | ▶ Reducing Environmental Impact in Sales Activities

▶ Reducing CO₂ Emissions from Distribution | ▶ Reduction of Use of Packaging Materials | ▶ Product Recycling

Adapting to Climate Change

Sustainable Factory Certification System



Initiatives in Production

Konica Minolta has long promoted green-factory activities at its inhouse production sites to simultaneously reduce its environmental impact and lower costs. In fiscal 2020, the Company launched a new Sustainable Factory Certification System, which requires that Company production sites meet three standards: environmental impact reduction standards to evaluate energy and resource conservation measures, stakeholder standards to expand activities to their own suppliers and others, and guideline standards to evaluate the quality of activities.

The stakeholder standards include as an indicator that the production sites themselves should leverage the knowhow they have thus far gained through their own environmental impact reduction activities to reduce CO₂ emissions at their suppliers, customers, and local communities. In the guideline standards, reflecting recent rising societal demands, the Company has included the expansion of renewable energy and CSR procurement as new indicators. Ensuring that its own production sites meet these three standards, the Company will accelerate its efforts to contribute to the global environment and provide solutions to social issues.

Sustainable Factory Certification Standards

		Chemical plant site	Assembly/high load site
Environmental Impact reduction Environmental impact reduction standards to be achieved by Konica Minolta production sites* ¹	CO ₂ emissions	3% reduction annually (9% over 3 years)	2% reduction annually (6% over 3 years)
	Waste discharge	2% reduction annually (6% over 3 years)	2% reduction annually (6% over 3 years)
Stakeholders Helps to solve environmental issues for the local community (stakeholders) by using environmental technology expertise Konica Minolta acquired at its own production sites.	CO ₂ emissions at customers, suppliers and broader society (Contribution to CO ₂ reduction)* ²	1% reduction annually (3% over 3 years)	2% reduction annually (6% over 3 years)
Guideline Standards for biodiversity and other initiatives to be pursued by Konica Minolta production sites	Guideline compliance status	Complying with guidelines on items such as: <ul style="list-style-type: none"> • VOC reduction • Biodiversity (water, soil, marine plastic, etc.) • CSR procurement • Expanding introduction of renewable energy-derived power, etc. 	

*1 For sites with an environmental impact that is less than 1% of the Konica Minolta total, the target is 1% reduction annually (3% over 3 years).

*2 Reducing CO₂ emissions by multiplying the actual amount of CO₂ emissions at each site by the target reduction rate.

Fiscal 2021 Sustainable Factory Activity Results

Konica Minolta is pursuing a series of initiatives to ensure that all 11 main production sites meet the Sustainable Factory certification criteria, which launched in 2020. Due to COVID-19, it was difficult to use the usual onsite visits to identify measures to reduce environmental impact, but Konica Minolta promoted activities employing DX, including tools for energy-saving diagnostics developed by Konica Minolta and remote onsite diagnostics. In fiscal 2021, four sites attained Sustainable Factory certification criteria: Konica Minolta Business Technologies (Wuxi), Konica Minolta Business Technologies (Dongguan), Konica Minolta Opto (Dalian), and Konica Minolta Supplies Manufacturing USA, Inc. The remaining seven sites will be successively addressed.



Konica Minolta Business Technologies (Dongguan), certified as a Sustainable Factory in June 2022.



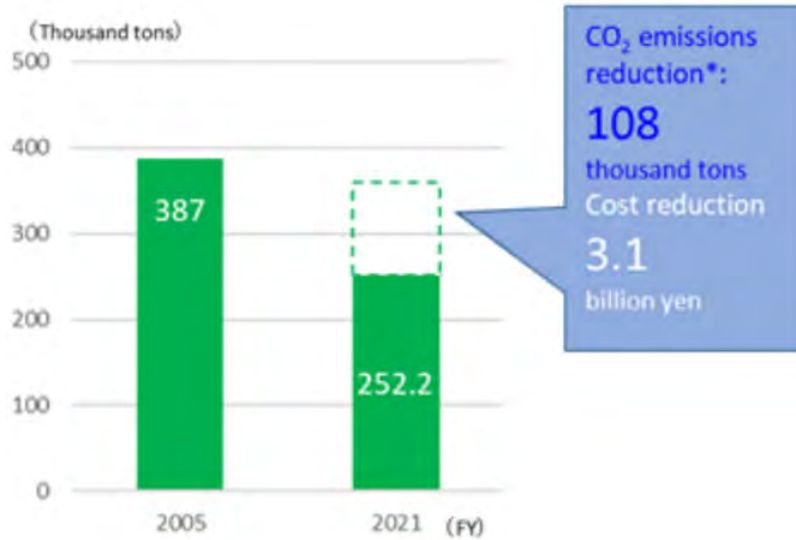
Konica Minolta Business Technologies (Wuxi), certified as a Sustainable Factory in June 2022.



Konica Minolta Opto (Dalian), certified as a Sustainable Factory in July 2022.

As a result of these initiatives, in fiscal 2021, CO₂ emissions at the production stage were cut by 108 thousand tons, waste substances were reduced by 20 thousand tons, and cost-cutting had a total effect of 6.8 billion yen.

CO₂ Emissions Reduction Effect during Production



*The amount of reduction is calculated by subtracting the actual fiscal 2021 emissions amount from the estimated amount of emissions that would be produced if environmental conservation activities had not been implemented since fiscal 2005.

Waste Reduction Effect during Production



*The amount of reduction is calculated by subtracting the actual fiscal 2021 emissions amount from the estimated amount of emissions that would be produced if environmental conservation activities had not been implemented since fiscal 2005.

▶ Konica Minolta's Approach | ▶ Sustainable Factory Certification System

▶ Saving Energy and Preventing Global Warming in Production Operations

▶ Resource Conservation and Recycling in Production Operations | ▶ Reduction of Chemical Substances Risks in Production

▶ Addressing Biodiversity in Production Activities (Consideration of Water Resources and Wastewater, Proper Management of Greenery at Factories)

▶ Carbon Neutral Partner Activities | ▶ Green Procurement System

Adapting to Climate Change

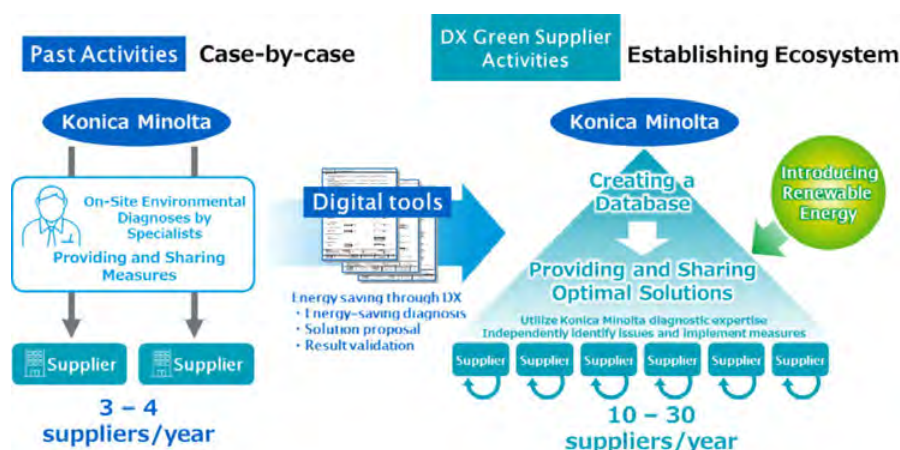
Carbon Neutral Partner Activities

▶ Konica Minolta's Approach	▶ Sustainable Factory Certification System
▶ Saving Energy and Preventing Global Warming in Production Operations	
▶ Resource Conservation and Recycling in Production Operations	
▶ Reduction of Chemical Substances Risks in Production	
▶ Addressing Biodiversity in Production Activities (Consideration of Water Resources and Wastewater, Proper Management of Greenery at Factories)	
▶ Carbon Neutral Partner Activities	▶ Green Procurement System

Overview of the Activities

Konica Minolta works hard not only to reduce its own environmental impact and costs but also those of its suppliers. The Company does this by providing them with the environmental technologies and expertise it has accumulated through its own environmental impact reduction efforts at its production sites (e.g., Sustainable Factory Activities). In the past, Konica Minolta has conducted Green Supplier Activities, having specialists visit supplier sites to conduct an environmental diagnosis and propose improvements that take into account cost reduction effects and return on investment. However, in order to expand the number of companies benefiting, it has developed an energy conservation assessment tool for this purpose by digitalizing the expertise of experts, establishing an innovative new program that does not require on-site visits.

In fiscal 2021, Konica Minolta initiated Carbon Neutral Partner Activities that expand on its existing Green Supplier Activities and incorporate the social movement toward carbon neutrality. The Carbon Neutral Partner Certification System was established to certify carbon neutral suppliers based on not only energy conservation (CO₂ emissions reduction) but also targets for the introduction of renewable energy. These activities are meant to enhance the value of both our suppliers and Konica Minolta in society.



Carbon Neutral Partner Certification System

Konica Minolta has established two metrics: 1) energy conservation (reduction of CO₂ emissions) and 2) introduction of renewable energy, as well as two activity levels. It is important to consider introducing renewable energy sources only after making sufficient progress in energy conservation. Therefore, we have started to operate a system in which all suppliers that participate in the initiative are required to achieve Level 1 energy conservation standards within three years of the start of their activities.

Activity levels	Metrics	Target (After 3 years of activity)
Level 1	CO ₂ emission reduction rate	6%
Level 2	CO ₂ emission reduction rate	6%
	Rate of electricity derived from renewable energy sources	100% of electricity usage

Fiscal 2021 Activity Results

Konica Minolta has been promoting its activities to provide environmental technologies and know-how cultivated through its own environmental impact reduction activities, including Sustainable Factory Activities, at its productions sites. It has provided this knowledge to 39 suppliers to date. As a result, in fiscal 2021, eight suppliers achieved their targets for conventional Green Supplier Activities, bringing the total number of sites achieving targets to 22. Cumulatively, since the start of activities in 2014, CO₂ emissions have been reduced by 17,000 tons, and 3,000 tons of resources have been put to effective use, reducing environmental impact. In addition, the Carbon Neutral Partner Certification System, which was newly launched in fiscal 2021, has begun activities together with 10 suppliers that have endorsed the program.



Companies That Support Konica Minolta's Environmental Impact Reduction Activities in the Supply Chain and Achieved the Activity Targets

Companies That Achieved Green Supplier Activity Targets

Achievement Date	Company	Activity Launch
Mar. 2016	Shenzhen Changhong Technology Co., Ltd.	FY2014
Mar. 2017	Toyo Communication Technology (Shenzhen) Co., Ltd.	FY2014
Mar. 2017	Allied Technologies (Saigon) Co., Ltd.	FY2015
Aug. 2017	Szepak Precision (Wuxi) Co., Ltd.	FY2015
Aug. 2017	Catthai Manufacturing & Trading Co., Ltd. (CATHACO., Ltd.)	FY2016
Mar. 2018	Well King Plastic Manufacturing Co., Ltd.	FY2015
Mar. 2019	Changshu Xinda Plastic Molding & Injection Co., Ltd	FY2016
Mar. 2019	Guppy Plastic Industries (Penang) Sdn. Bhd.	FY2016
Mar. 2019	Triplus Industry Sdn. Bhd.	FY2016
Mar. 2020	Dongguan Konka Mould Plastic Co., Ltd	FY2017
Mar. 2020	Pendge Precision Technology (Shenzhen) Co., Ltd	FY2017
Mar. 2020	Shanghai KUMHO_SUNNY Plastics Co., LTD.	FY2017
Mar. 2020	Nippon Seiki Consumer Products (Thailand) Co., Ltd. Thai Nippon Seiki Co., Ltd.	FY2017
Mar. 2020	Asian Stanley International Co., Ltd.	FY2017
Jul. 2021	Shenzhen EVA Precision Technology Group Limited Yihe Plastic and Electronic Products (Shenzhen) Co., Ltd..	FY2018
Jul. 2021	Allied Precision Technologies (M) Sdn. Bhd.	FY2018

Achievement Date	Company	Activity Launch
Jul. 2021	Pacestar Industries (Melaka) Sdn. Bhd.	FY2018
Mar. 2022	Shanghai Xintonglian Packaging Co., Ltd.	FY2019
Mar. 2022	Dongguan Zhongxing Electronics Co. Ltd.	FY2019
Mar. 2022	Yihe Precision Industry (Suzhou) Co Ltd.	FY2019
Mar. 2022	Sun Mansfield Manufacturing (Dongguan) Co., Ltd.	FY2019
Mar. 2022	Mansfield (Suzhou) Manufacturing Co., Ltd.	FY2019

**Voice of a Supplier | Shenzhen EVA Precision Technology Group Limited
Yihe Plastic and Electronic Products (Shenzhen) Co., Ltd**

We have only one Earth. Environmental conservation is one of the most important social responsibilities for all companies, and at Yihe we are making every effort to conserve the environment. Konica Minolta has provided us with a great deal of support in this regard.

In particular, we are deeply grateful to Konica Minolta for their onsite guidance and support in our Green Supplier Activities, which has provided us with much learning and growth.

We will continue our efforts to become a world-class environmental conservation company and contribute to the reduction of global environmental impacts by continuing our effort to mitigate global warming, support a recycling-oriented society, and reduce the risk of chemical substances.

There is an old Chinese proverb which states, "The road of practice is long, far, and endless, but I will continue my search for the truth through twists and turns." This expresses the truth about reducing environment impact as well — it is a long road to a distant destination, but I will continue to act with the belief that things will surely get better along the way as each one of us takes action.



Hu Xiaofeng, Vice President, Yihe Electric Group, Yihe Holdings

Voice of a Supplier | Allied Precision Technologies (M) Sdn. Bhd.

With the global climate changes, it has increased the impact to our environment and natural resources. We must renew our production processes and establish environmental-friendly operations in our manufacturing field. We are grateful to Konica Minolta, for inviting us to participate in the Green Supplier Activity program since 2018. Through this program, Konica Minolta has taught us the best practices in using fewer material resources, reduce and recycle materials, saving energy resources and moderate emissions from our manufacturing processes. With Konica Minolta's guidance, we have introduced various green activities to our manufacturing processes. This has enabled us to achieve greater costs savings and effectively reduce the carbon footprint in our operations. Moving forward, Allied will continue to practice environmental conservation and strengthen our business strategies as a Green Manufacturer.



Angeline Tan
Managing Director
Allied Precision Technologies (M) Sdn. Bhd



Allied Precision Technologies (M) Sdn. Bhd Achieved Green Supplier Activity Targets

Voice of a Supplier| Asian Stanley International Co., Ltd.

Our basic environmental philosophy is to minimize the impact on the environment of all of our corporate activities and create productive value and harmony with the environment so that our irreplaceable earth and the rich benefits of its biodiversity can be passed down to the next generation in a sound condition. Environmental activities are an important component of these efforts. By carrying out Green Supplier activities with Konica Minolta, we learn ways of creating energy conservation effects and their perspective, and these efforts lead to concrete results. Moreover, these activities help us to achieve our targets for the entire factory, not just the environmental team, and this raises awareness and initiatives company-wide. I think that continuing these activities is of utmost importance, and we will continue to conserve energy and resources, prevent contamination, and develop products and carry out manufacturing activities that reduce environmental impact.



Shigeru Kawasumi
President
Asian Stanley
International Co.,
Ltd.

Voice of a Supplier| Nippon Seiki Consumer Products (Thailand) Co., Ltd.

Thank you for two and a half years of advice. Through the Green Supplier activities, we have been able to change awareness about the environment, including members' energy loss and waste and reductions to CO₂ emissions. Not only did we benefit from the actual effects, but we made many realizations. Going forward, we plan to share and develop the experiences and knowledge we have received through these activities to achieve sustainable growth.



Hiroshi Mizuochi
General Manager
Nippon Seiki
Consumer Products
(Thailand) Co., Ltd.

Voice of a Supplier| Guppy Plastic Industries (Penang) Sdn. Bhd.

Our environmental conservation activities started with small and simple activities since our inception days. Our program continues internally and later on, enhanced to include involvement with external parties such as the local council, schools, and the public. The program included city beautification, zero waste, and school beautification.

Recent years are showing the rise of the negative impact to the environment from plastic products. However, we as plastic injection moulding manufacturer remained positive in our position as a diversified supplier in supplying to various industries.

Green Supplier Activity by Konica Minolta has given us the opportunity to further enhance our program to higher level. The program will support us in meeting our goal which also aligned with our environmental policy that is to contribute toward environmentally sustainable development.

We have shared good practices and gained additional knowledge from the Konica Minolta team and appreciate the exposure of the new ideas and methodologies introduced in implementing waste elimination. We look forward for continuous support from Konica Minolta in our journey to improve the quality of life for our employees, business partners, and future generations.



BK Goh
Managing Director
Guppy Plastic Ind.
Sdn. Bhd.

Contents	Message from the CEO	Message from Corporate Vice President	Basic Approach and Systems for Sustainability Management	Sustainability Strategy	Material Issues	Activity Report		
						Environment	Social	Governance
Evaluation by External Parties	Stakeholder Engagement	Participation in Initiative	ESG Data	List of Policies	External Assurance	Guidelines Index	Reporting Policy	



Guppy Plastic Industries (Penang) Sdn. Bhd. Achieved Green Supplier Activity Targets

Voice of a Supplier | Well King Plastic Manufacturing Co., Ltd.

We view environmental conservation as an extremely important initiative in the context of China’s recent pursuit of rapid economic growth and the advancement of its manufacturing industry. Konica Minolta’s Eco Vision 2050 is aimed at sustainable growth, which is an approach that matches the course we wish to follow.

In the manufacturing industry, resource and energy consumption increase with business expansion and rises in production. This is why I believe that the “waste elimination activities” we worked on as part of the Green Supplier activities are essential for a growing manufacturing industry. Moreover, Konica Minolta’s sharing of its environmental expertise enabled us to reduce our environmental impact while increasing our performance, giving us the experience of simultaneously contributing to the environment and supplying competitive products.

We will continue to practice environmental conservation and energy reduction activities and will do our best to pursue sustainable development in collaboration with Konica Minolta.

Happy Tsai
President
WELLMEI HOLDING CO., LTD.

Voice of a Supplier | Szepak Precision (Wuxi) Co., Ltd.

Through the Green Supplier activities, we received a wealth of advice on things such as energy conservation, resource reduction measures, and calculation methods. Thanks to Konica Minolta, we were able to take the first steps toward environmental contribution. For environmental measures requiring investment, we received proposals from a management perspective, including measures sorted into short-, medium-, and long-term investments, as well as by depreciation period. The government also has several requirements for environmental conservation measures, and we were able to work even more positively on them by pursuing the Green Supplier activities. In the future, we would like to develop self-diagnosis mechanisms while applying diagnostic tools from Konica Minolta.

Yushi Ueda
Director / General Manager
Szepak Precision (Wuxi) Co., Ltd.

Voice of a Supplier | Allied Technologies (Saigon) Co., Ltd

In our daily lives, we receive much information about global warming, the greenhouse effect, and CO₂ emissions, which are contributing to environmental risk with rising temperatures, rising sea levels and extreme weather conditions that affect the lives of human beings and other living organisms around the world.

Konica Minolta introduced the Green Supplier Activity program at Allied Vietnam in 2015. Through the program, my team has been introduced to the benefits these activities can have for the company. We understand that it can contribute to cost reduction, increased sales opportunities, reduced business risk, and the environmental awareness of every employee.

Through the program, Konica Minolta, working with Allied, evaluated ways to save energy and reduce waste, took productive measures to make plans, and executed to meet the targets set. This, in turn, met the wider goal of working to curb global warming and supporting a recycling oriented society.

During the activity, Konica Minolta continuously shared with Allied many methods for reducing energy use, and also shared their experience with best practices to enable us to execute the program effectively. Moving forward, Allied will continue to sustain the activities that are in place, and will also continue to make plans for reducing energy and recycling waste, working to be part of a company that exercises its social responsibility to the community.

Tung Gee Khim
Group Operation Manager
Allied Technologies (Saigon) Co., Ltd.

Voice of a Supplier | Changhong Technology Co., Ltd.

As part of the Green Supplier activities, Konica Minolta environmental manufacturing experts visited our production site, and we discussed environmental measures for molding machines and utilities use. Preparing for the actual implementation of the suggested measures, we visited a Konica Minolta production site in China, and we were able to address our situation while discussing specific ways to proceed. The local government places great importance on energy-saving activities, and we received a monetary incentive after reporting the energy-saving initiatives we took through the Green Supplier activities. We were able to reduce our emissions by 800 tons per year, and also contributed to CO₂ emissions reduction in China.

Xu Yanping
President
Changhong Technology Co., Ltd.



Visiting a Konica Minolta site to see environmental measures

Voice of a Supplier | Toyo Communication Technology (Shenzhen) Co., Ltd.

I think the biggest feature of the Green Supplier Initiative is the way in which Konica Minolta is committed to coming into suppliers' sites and working with them to make improvements. Indeed, the people who visited our factory did not just bring the methods cultivated in Japan as-is; rather, they thought together with us about what kinds of measures we need. This method improved the motivation of our employees, and an attitude of thinking on one's own and devising improvements started to spread throughout the company. Going forward, we are determined to keep cooperating with Konica Minolta to form and implement environmental plans and measures, and foster a system and culture that values environmental management.

Lou Yiliang
Chairman and Managing Director
Toyo Communication Technology (Shenzhen) Co., Ltd.

- ▶ Konica Minolta's Approach | ▶ Sustainable Factory Certification System
- ▶ Saving Energy and Preventing Global Warming in Production Operations
 - ▶ Resource Conservation and Recycling in Production Operations
 - ▶ Reduction of Chemical Substances Risks in Production
- ▶ Addressing Biodiversity in Production Activities (Consideration of Water Resources and Wastewater, Proper Management of Greenery at Factories)
- ▶ Carbon Neutral Partner Activities | ▶ Green Procurement System

Effective Use of Resources

Resource Conservation and Recycling of Products

▶ Konica Minolta's Approach	▶ Sustainable Green Products Certification System
▶ Saving Energy and Preventing Global Warming through Sustainable Solutions	
▶ Resource Conservation and Recycling of Products	▶ Management of Chemical Substances in Products
▶ Helping Restore and Preserve Biodiversity through Products	▶ Provision of Product Environmental Information

Resource Savings through Process Transformation at Customers

Inkjet Textile Printer Reducing Use of Water Resources

The inkjet textile printer does not require the plate making and colored size mixing that is needed with conventional screen-printing. It also contributes to the reduction of resources usage and waste, since it enables on-demand production that uses only the amount of ink and material needed. Compared to conventional screen-printing, it reduces environmental impact significantly, with a 97% reduction in sizing usage, and a 62% reduction in water resources usage.



Nassenger SP-1 inkjet textile printer

Inkjet Press That Saves Resources During Printing

UV Inkjet Press

Rising environmental awareness is driving demands for the field of commercial and industrial printing to break away from conventional methods where large amounts are printed and surplus is discarded. In the world of marketing, meanwhile, labels and packages for each event are being produced in small lots, and product/marketing strategies targeting individual consumers, such as including specific people's names, is gaining ground.

Konica Minolta's digital inkjet printer AccurioJet KM-1 produces high image quality comparable to that of conventional offset printing and can handle a wide range of printing papers. It enables production of printed matter in just the quantity needed, at the time needed, to suit the customer's exact needs. This, in turn, reduces environmental impact by minimizing waste. As one example, the printer has been equipped with ink consumption reduction mode, which helps to reduce ink waste. This solution also helps to reduce the labor-hours needed in the printing process due to its user-friendly operability, even for unskilled workers.



UV inkjet digital printer, AccurioJet KM-1e

Incorporating Resource Saving and Circular Economy Concepts in Products

Upgraded Recycling That Increases the Value of Materials (Application of Recycled Materials)

Konica Minolta views plastic as one of the high-risk materials due to the fact that its raw material, petroleum, is a finite natural resource, and because ocean plastic pollution has become a major public concern. In order to use post-consumer recycled plastic (PCR) for MFP parts, which require a high degree of functionality, Konica Minolta is actively working on technology development to produce upgraded recycled plastic and is expanding recycled plastic use in many products. Sales of products utilizing these upgrade recycling technologies were approximately 470 billion yen in fiscal 2021. This represents 70% of our Digital Workplace and Professional Printing business sales.

Recycling Used PET Bottles and PC Gallon Bottles into an Outer Casing Material for MFPs

Konica Minolta has been striving to develop innovative technologies to recycle various kinds of plastic. In addition to transforming PET and PC plastic from beverage bottles and gallon jugs into exterior materials for MFPs, the company is also recycling ABS resin recovered from used game machines into inner casing materials. The company has developed technologies that ensure that the recycled plastic components have the necessary strength, flame resistance and molding usability. Now, it has taken its chemical processing technology even further. For MFP products launched in fiscal 2019, the percentage of PCR* was raised to about 70% for PC/PET plastic in exterior materials and to about 95% for ABS plastic in inner casing materials. As a result, the use of recycled materials has increased to about 25% for total resin content by weight in the MFP main body.

* Percentage of post-consumer recycling (PCR): The percentage of material collected from the market that is used in recycled raw materials.



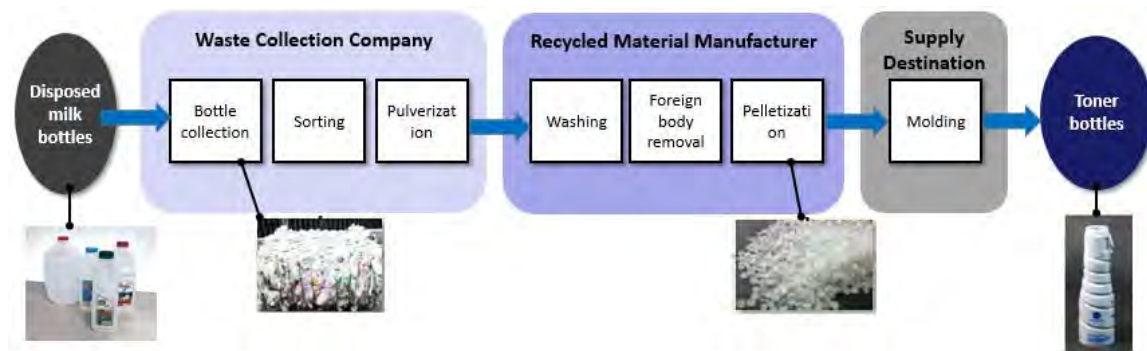
Bizhub C360i series using recycled PC/PET

Recycling Used Milk Bottles into Toner Bottles

Konica Minolta recycles milk containers made from polyethylene and turns them into toner bottles for MFPs. It developed washing technology that removes the smell of milk and minute cells that would lead to quality degradation and established a mass production system in Mexico and Malaysia. The company has succeeded in raising the percentage of PCR in the raw material used for toner containers to 40% and intends to increase it to 100% in the future.



Toner bottles made from recycled material



Milk Bottle Recycling Process

Reuse of used toner bottles (toner refill)

Konica Minolta has been administering a program in which used toner bottles are collected and recycled. In order to make further contributions to the circular economy that society demands, the Company developed a system to supply used toner bottles that had been refilled with toner in 2021, and launched sales in Europe. In this way, Konica Minolta has been not only reducing the use of plastic, but also contributing to reductions in the energy used when toner bottles are cast.



Toner Refilling Process Flow

Making Office Equipment Smaller and Lighter

Making products smaller and lighter contributes greatly to reducing raw materials use and energy consumption during production as well as environmental impact during disposal. Through technical development leveraging its core technologies, Konica Minolta is working at reducing the size and weight of its office equipment while increasing their performance. It is also actively pursuing the development of new products with low environmental impact.

Example of product launched in 2021

The digital printing system AccurioPress C7100 offers automation, efficiency and skill-less functions on par with high-speed machines, but its width has been reduced by about 15% and its weight by about 25% compared to conventional machines.



AccurioPress C7100

Longer Product Life for Office Equipment

The process unit required for Electrophotographic image forming for MFP has a limited lifespan and sometimes needs to be replaced. Konica Minolta has been working to extend the life of MFP drum units, which is particularly short. With the i-Series it has achieved a 20% longer lifespan compared to a previous model (C368). In addition, by also installing a mechanism to predict when the unit is likely to wear out, the customer can now replace the unit at the optimal point and avoid any image defects.

Conserving Resources with Functional Materials

Making Thinner TAC Films to Protect Liquid Crystal Polarizers

Konica Minolta has drawn on its strengths in film making technology to make increasingly thin TAC film, which protects polarizers in liquid crystal displays. This not only reduces the weight of IT products such as note PCs and smartphones, it also reduces the materials used, thereby contributing to resource conservation.

* TAC: Abbreviation for the substance triacetylcellulose



TAC film

Dramatically Improving Productivity of Polarizer Manufacturers with Obliquely Oriented QWP Film

Utilizing its proprietary optical design technology and the optical properties of cellulosic materials, Konica Minolta has developed obliquely oriented QWP film, which allows users to see the exact colors of images on display even through polarized sunglasses. Furthermore, the oblique orientation of the optical axis eliminates the necessity of cutting the film into sheets and bonding them obliquely in the production process of polarizers. This enables roll-to-roll production of polarizers, thereby helping polarizer manufacturers to drastically increase productivity. Besides enhancing display visibility when viewed through polarized sunglasses, a piece of QWP film also serves as a polarizer protection film, thus contributing to reducing the thickness of displays and the number of parts required for their production.



The image of the “Display with PET film” is an example of how an image can appear when PET (polyethylene terephthalate) film is applied on a display in place of QWP film.

Making Healthcare Products Lighter

Cassette Digital Radiography Systems

The AeroDR series of cassette digital radiography systems is compact, light, and easy to carry around. These products are contributing to the spread of digital radiography (DR), which reduces patients’ exposure to X-rays compared to film radiography and enables the immediate display of high-precision images. As use increased, so did demand for even lighter models.

Accordingly, in December 2016, Konica Minolta launched the AeroDR fine, which, at 2.6 kg, is among the lightest wireless DR detectors.* The grip was improved so that the panel can be easily held with one hand, and the portable DR is now easier to carry around.

* As of November 28, 2016, among 14x17 inch wireless portable DRs.



AeroDR fine

Diagnostic Ultrasound Systems

The SONIMAGE HS1, launched in 2014, has a large market share in orthopedics and is highly regarded in the field of anesthesiology as well, thanks to its superior quality images featuring clear delineation of muscle, tendon, and nerve bundle, and its operability.

The SONIMAGE MX1, released in March 2018, inherits the technology of the HS1, and also features new technology. It is 4.5 kilograms, 43% lighter than the conventional model. *

* Conventional model: SONIMAGE HS1



SONIMAGE MX1

▶ [Konica Minolta's Approach](#) | ▶ [Sustainable Green Products Certification System](#)

▶ [Saving Energy and Preventing Global Warming through Sustainable Solutions](#)

▶ [Resource Conservation and Recycling of Products](#) | ▶ [Management of Chemical Substances in Products](#)

▶ [Helping Restore and Preserve Biodiversity through Products](#) | ▶ [Provision of Product Environmental Information](#)

Effective Use of Resources

Resource Conservation and Recycling in Production Operations

▶ Konica Minolta's Approach	▶ Sustainable Factory Certification System
▶ Saving Energy and Preventing Global Warming in Production Operations	
▶ Resource Conservation and Recycling in Production Operations	
▶ Reduction of Chemical Substances Risks in Production	
▶ Addressing Biodiversity in Production Activities (Consideration of Water Resources and Wastewater, Proper Management of Greenery at Factories)	
▶ Carbon Neutral Partner Activities	▶ Green Procurement System

Promoting Resource Conservation and Recycling at Production Sites

Konica Minolta has implemented a variety of measures to reduce and recycle waste generated from production operations and is striving to reduce the amount of waste discharged, with the aim of creating a recycling-oriented society.

Examples of Main Measures

Reduce material loss	Improvement in materials, parts, and product yield rates
Reduce packaging materials	Switching to simple packaging, increasing quantities inside packages
Reuse packaging materials	Switching to reusable shipping containers within the company, between production sites, with parts suppliers, and between countries
Reduce mold scrap	Adoption of dies with no molding scrap, minimization and internal recycling of molding scrap
Reduce press scrap	Minimization of feed pitch
Reduce support materials	Reuse of cleaning solvents, reuse of molding machine oil
Reuse pallets	Switching to reusable pallets with parts suppliers, changing the size of pallets for parts and using them to ship products

Examples of Initiatives

Reducing the Amount of Waste Discharged by Applying the 3Rs to Plastic Mill Ends

Konica Minolta makes an active effort to apply the 3Rs (reduce, reuse, and recycle) to the mill ends generated at production sites in the molding processes for plastic parts. Konica Minolta Business Technologies (WUXI) Co., Ltd. and Konica Minolta Business Technologies (Dongguan) Co., Ltd., which are companies producing business technologies products in China, reduced their use of plastic raw material by developing and installing molding dies that do not generate mill ends. They reduced the material input through the use of hot runners in molding dies, the minimization of runner sizes, and the pulverization and reuse of runner mill ends. Then, they made effective use of unneeded mill ends as material in such things as parts racks used in factories and parts boxes used in the shipment of parts from suppliers.

Contents	Message from the CEO	Message from Corporate Vice President	Basic Approach and Systems for Sustainability Management	Sustainability Strategy	Material Issues	Activity Report		
						Environment	Social	Governance
Evaluation by External Parties	Stakeholder Engagement	Participation in Initiative	ESG Data	List of Policies	External Assurance	Guidelines Index	Reporting Policy	

Reducing Packaging Material Waste

Konica Minolta is making efforts to reduce the disposal of packaging materials used at production sites when procuring materials and parts. For instance, it has simplified packaging, such as switching from stretch film for wrapping parts boxes together to packing belts that can be reused, and it has reduced the amount of packaging materials used by changing the number of units purchased when procuring materials to increase the number of units packed into boxes. Additionally, it has changed parts boxes from cardboard to reusable foldable boxes made using mill ends recycled from plastic parts. For parts procured overseas, interior materials of parts are returned to overseas suppliers for reuse and the same steel pallets used for overseas shipment from Japan are used for parts shipped to Japan from overseas, thereby reducing packaging materials both in Japan and overseas and reducing emissions. Konica Minolta Business Technologies (Malaysia) Sdn. Bhd., which assembles MFPs in Malaysia, uses ABS plastic recovered from used game machines as a material for containers used in procurement and in-process transport in an effort to efficiently use resources. In an effort to streamline logistics, Konica Minolta Business Technologies (Malaysia) established a Smart Industry Center (SIC) in January 2018, which brings together major suppliers in a suburb near its plant. The aim is to reduce packaging and make more effective use of resources. This is done by adopting recycled ABS resin for shared plastic pallets used when parts are delivered within the SIC and to the factory.

Reducing Wastewater Discharge

The Group is actively working to reduce wastewater generated in production processes. Konica Minolta Chemical Co., Ltd., which produces chemical products in Japan, is working to reduce the volume of its wastewater discharge. It is doing this by concentrating waste liquid using its own distillation equipment and treating some of the wastewater at the company's own wastewater treatment facility.

Lowering Defect Rates Using Production Data

Konica Minolta is striving to improve its product defect rates by utilizing various data gathered from production facilities for quality improvement. Konica Minolta Mechatronics Co., Ltd., the mother plant for Konica Minolta's digital manufacturing, is collecting various data by monitoring production equipment and product inspections as necessary. This enables the detection of data parameters that strongly correlate with the occurrence of product defects. By checking for changes in these parameters, the company aims to achieve highly efficient manufacturing that helps prevent the occurrence of defects. Implementation of these efforts is being accelerated at all Konica Minolta production sites.

Using Fewer Pallets for Shipments

In the U.S., Konica Minolta Supplies Manufacturing (USA), which produces consumables for Business Technologies, changed its design for product loading volume on wood pallets used when shipping products. The company is improving the number of products loaded per pallet and reducing the amount of wood pallets used.

- ▶ Konica Minolta's Approach | ▶ Sustainable Factory Certification System
- ▶ Saving Energy and Preventing Global Warming in Production Operations
 - ▶ **Resource Conservation and Recycling in Production Operations**
 - ▶ Reduction of Chemical Substances Risks in Production
- ▶ Addressing Biodiversity in Production Activities (Consideration of Water Resources and Wastewater, Proper Management of Greenery at Factories)
 - ▶ Carbon Neutral Partner Activities | ▶ Green Procurement System

Effective Use of Resources

Product Recycling

▶ Konica Minolta's Approach	▶ Supporting Customers to Solve Their Environmental Issues
▶ Providing Services to Solve Customers' Environmental Issues	
▶ Reducing Environmental Impact in Sales Activities	▶ Reducing CO2 Emissions from Distribution
▶ Reduction of Use of Packaging Materials	▶ Product Recycling

Konica Minolta has developed recovery and recycling programs for used products in regions around the world, each one tailored to local legal systems and market conditions.

Recovery and Recycling of Used Products

Konica Minolta has a program for collecting used MFPs, printers and other products from customers through the Konica Minolta Group's sales companies around the world. These products are recycled by contractors that meet the legal requirements, and obtain approval in each country.

Konica Minolta's recovery and recycling program complies with the waste disposal laws in each country. When forming agreements with contractors, Konica Minolta asks them to comply with the necessary laws and regulations in each location. Moreover, Konica Minolta conducts audits using reports on recycling conditions and appropriate disposal obtained via regular on-site monitoring. In Japan, Konica Minolta carries out on-site inspections once every three years to confirm recycling conditions, including compliance with environmental laws and regulations.

For example, in Japan, after collecting used MFPs and printers from eight collection centers, the used products are recycled at seven designated contractors. The collected products are taken apart by hand, rather than crushed mechanically, to raise the recycling rate. After dismantling, metal and plastic parts are separated, for example, and many are reused as materials. Those that cannot be reused as materials are reused as fuel.

In fiscal 2021, Konica Minolta sold a total of 55.2 thousand tons of office equipment worldwide. Meanwhile, 11.2 thousand tons of end-of-life office equipment were recovered by major sales companies in Japan, China, the United States, and Europe. Of this amount, 11.1 thousand tons of material were recycled.



Recycling process at a designated contractor

In addition, Konica Minolta has received approval from Japan's Ministry of the Environment to dispose of copiers, MFPs and printers that it has sold based on a special system for wide-area treatment of industrial waste. Konica Minolta operates a fee-based recovery program for collecting and recycling used printers and copiers from corporate clients.

Outside Japan, Konica Minolta is undertaking recycling programs tailored to conditions in specific countries. In Europe, for example, the company has adopted measures in compliance with the EU directive on the disposal of waste electrical and electronic equipment (WEEE). It meets the legal and environmental labeling requirements in various countries including Asian countries such as China and India.

Recovery and Recycling Printer Cartridges

Konica Minolta offers systems for the free-of-charge recovery and recycling of used toner cartridges for laser printers and MFPs over 20 countries including in Europe, the U.S., and Japan. In Australia, Konica Minolta also offers its own recovery and recycling programs.

- › [To the Clean Planet Program in the U.S.](#)
- › [To the Clean Planet Program in Europe](#)



Areas Where Toner Cartridge Recovery and Recycling System Has Been Conducted

Machines collected in Japan in fiscal 2021

- Estimated collection rate: 77%
- Recycling rate: 99%

See [Environmental Data](#) in [ESG Data](#) for more information on product recovery and recycling.

Participation in Industry Organizations and Networks

Initiatives in Japan

Konica Minolta participates in the recovered equipment exchange system run by the Japan Business Machine and Information System Industries Association (JBMA). Through this initiative, equipment turned in by manufacturers of copiers, MFPs and digital printers, including Konica Minolta, are collected at shared collection centers and returned to manufacturers, thus promoting the recovery and recycling of products in the industry overall. There are 35 collection sites and nine exchange centers for collected machines from Hokkaido to Okinawa, covering all of Japan.

Initiatives in Europe

In France, Konica Minolta Business Solutions France S.A.S. established CONIBI with joint investments from 17 office equipment manufacturers and contracted recovery operations to this joint company. CONIBI created its own free collection system and promotes the recycling of toner cartridges and consumables.

- › [CONIBI](#)

› [Konica Minolta's Approach](#) | › [Supporting Customers to Solve Their Environmental Issues](#)

› [Providing Services to Solve Customers' Environmental Issues](#) | › [Reducing Environmental Impact in Sales Activities](#)

› [Reducing CO₂ Emissions from Distribution](#) | › [Reduction of Use of Packaging Materials](#) | › [Product Recycling](#)

Effective Use of Resources

Reduction of Use of Packaging Materials

▶ Konica Minolta's Approach	▶ Supporting Customers to Solve Their Environmental Issues
▶ Providing Services to Solve Customers' Environmental Issues	
▶ Reducing Environmental Impact in Sales Activities	▶ Reducing CO2 Emissions from Distribution
▶ Reduction of Use of Packaging Materials	▶ Product Recycling

Konica Minolta is reducing packaging material usage by optimizing shapes and recycling.

Major Initiatives

Reduction of Use of Packaging Materials

Konica Minolta has developed new buffer materials, in addition to techniques to optimize conventional buffer materials, for its multi-function peripherals (MFPs) for offices and production printing machines, thereby substantially reducing the use of packaging materials.

In 2019, Konica Minolta developed a new air cushioning material* that converts the various impact energies produced during transport into heat energy and succeeded in increasing the cushioning efficiency. Compared to conventional packaging from 2005, new packaging that includes this cushioning material uses 83% less styrene foam by weight ratio.

In addition to developing its own technologies, the company has also worked to reduce the use of styrene foam with packaging designs that replace styrene foam with cardboard using TOTO LTD. cardboard cushioning technology (PAT P6362025).

This improvement resulted in smaller packing boxes and a substantial reduction in the use of styrene foam, contributing to greater transportation efficiency, which in turn helped to substantially reduce CO₂ emissions during distribution.

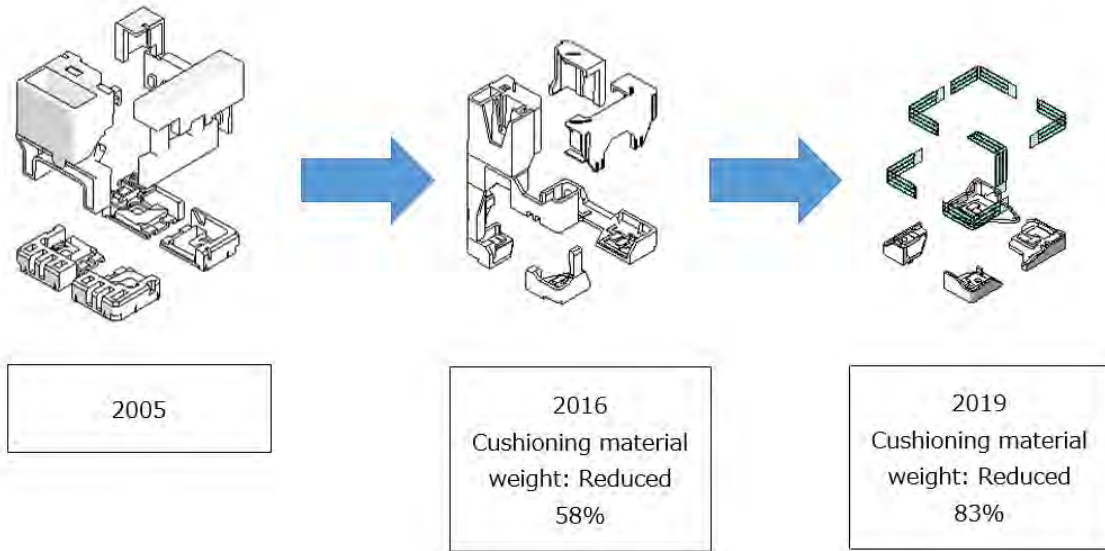
The various initiatives undertaken in 2021 reduce the environmental impact of the company's packaging throughout the entire supply chain from procurement, assembly, distribution, recovery and recycling by the equivalent of approximately 1,200 tons in CO₂ emissions per year.

In order to expand the effects, in addition to increasing the types of office MFPs and production printing machines covered by these initiatives, the company also expanded it to peripheral equipment and consumables.

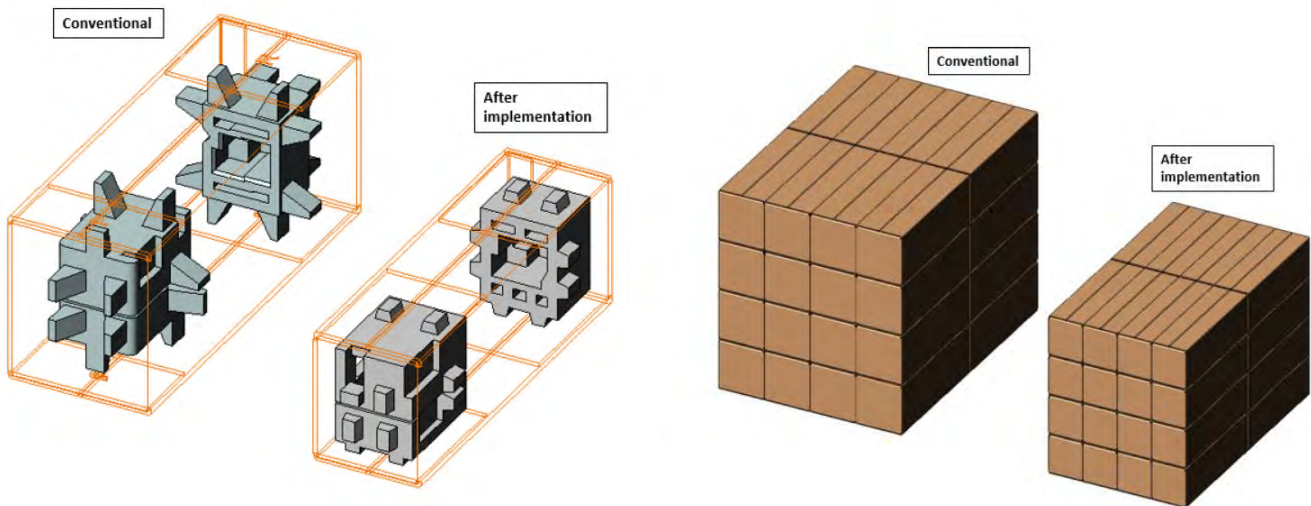
*The new air cushioning material won various awards from the Japan Productivity Center. It also won the President's Award, one of the top-ranked Japan Star awards, at the Japan Packaging Contest 2019 sponsored by the Japan Packaging institute. In fiscal 2020, it won the 44th Kinoshita Award in the improvement and rationalization category.



Example of downsized packaging for office MFPs and the application of new air cushioning material



Example of downsized packaging for consumables



Recycling Used Packaging Materials

Konica Minolta’s sales companies worldwide are also working hard to recycle used packaging materials. Konica Minolta Business Solutions (UK) Ltd., a sales company in the UK, established the “Greenhub” recycling center inside its logistics warehouse. It separates used packaging materials for MFPs and production printing machines into cardboard, styrene foam, film, and wood, and then sells them to a local recycling operator as material for recycling. In the Greenhub, it pulverizes and compresses styrene foam, which has poor transportation efficiency due to its large volume relative to weight, in an effort to reduce environmental impact associated with its transportation. The Group is carrying out similar initiatives at sales companies in France, Belgium, Germany, Japan and China.



Foamed polystyrene crusher

▶ Konica Minolta's Approach | ▶ Supporting Customers to Solve Their Environmental Issues

▶ Providing Services to Solve Customers' Environmental Issues | ▶ Reducing Environmental Impact in Sales Activities

▶ Reducing CO₂ Emissions from Distribution | ▶ **Reduction of Use of Packaging Materials** | ▶ Product Recycling

Reduction of Chemical Substances Risks

Management of Chemical Substances in Products

▶ Konica Minolta's Approach	▶ Sustainable Green Products Certification System
▶ Saving Energy and Preventing Global Warming through Sustainable Solutions	
▶ Resource Conservation and Recycling of Products	▶ Management of Chemical Substances in Products
▶ Helping Restore and Preserve Biodiversity through Products	▶ Provision of Product Environmental Information

Management of Chemical Substances Contained in Products

Konica Minolta manufactures and sells office equipment such as digital MFPs and printers, industrial printers, and chemical products such as toner and ink, which are consumables for the aforementioned products, as well as medical devices, measuring instruments, optical components, and performance materials. As chemical substances regulations for products have been tightened around the world, the Group has not only ensured its compliance with the law but also has established internal standards that ensure the environmental performance and safety of products, thereby practicing the appropriate management of chemical substances so that it can grow its business in these diverse products globally.

Compliance with the RoHS Directive*¹

Since the European RoHS Directive, which restricts the amount of specified hazardous substances that can be contained in products, came into effect in 2006, voices calling for compliance with the directive have spread to regions other than Europe. The scope of the directive has also been expanded step by step, with medical devices and control and monitoring devices becoming subject to the directive in 2014.

Konica Minolta has managed chemical substances based on the RoHS Directive since the directive first came into effect. In 2011, with the revisions made to the Directive, the Group reviewed its system for the management of chemical substances and made a declaration of conformity with the revised standards.

The RoHS Directive has become stricter due to revisions such as the addition of specific phthalates (2019) to restricted substances and the expiry of exemptions. Konica Minolta has already complied with the changes and will continue to grasp the trend of upcoming revisions accurately and take systematic steps to remain in compliance.

*1 RoHS Directive: A directive relating to restrictions on the use of specified hazardous substances contained in electrical and electronic devices

Compliance with REACH Regulations*²

European REACH regulations are comprehensive regulations on the management of chemical substances covering registration, evaluation, authorization, and restrictions when using any chemical substances, whether existing or new. The regulations apply to chemical substances included not only in chemical goods, but also various articles (e.g., devices and molded items). Since coming into effect in 2007, they have been put into force in a phased manner.

Konica Minolta systematically registered substances that only have preliminary registration as chemical goods in order to comply with the regulations. Then, it completed registration by the end of the registration period on May 31, 2018. With respect to articles, the company carefully monitors the authorization candidate substances (substances of very high concern [SVHC]) that are periodically added and investigates matters concerning their use as part of the Group's green procurement surveys. The Group properly manages information for articles containing more than 0.1% of a substance and has also been registering SVHC content information in a public database since January 2021.

*2 REACH regulations: Regulation on Registration, Evaluation, Authorization and Restriction of Chemicals

Contents	Message from the CEO	Message from Corporate Vice President	Basic Approach and Systems for Sustainability Management	Sustainability Strategy	Material Issues	Activity Report		
						Environment	Social	Governance
Evaluation by External Parties	Stakeholder Engagement	Participation in Initiative	ESG Data	List of Policies	External Assurance	Guidelines Index	Reporting Policy	

Compliance with IEC 62474

Based on the regulated substances and substance groups that are included in the Declarable Substance List (DSL) of IEC 62474 (Material Declaration for Products of and for the Electrotechnical Industry) created by the International Electrotechnical Commission (IEC), there are standards for prohibited and monitored substances used in Konica Minolta equipment products. Konica Minolta's office equipment products do not contain any IEC 62474 Declarable Substances, other than RoHS exempted substances and REACH-SVHC substances.

Response to Toxic Substances Control Act (TSCA)

Up until now, the TSCA* in the United States governed chemical products, but, starting in 2021, it will also be applied in stages to chemical substances included in articles (equipment, molded products, etc.), in addition to chemical products. Konica Minolta systematically complies with this regulation.

* The Toxic Substances Control Act (TSCA) is a US law intended to control the harmful chemical substances under the jurisdiction of the Environmental Protection Agency (EPA) and prevent risks to people's health and the environment.

[▶ Konica Minolta's Approach](#) |
 [▶ Sustainable Green Products Certification System](#)

[▶ Saving Energy and Preventing Global Warming through Sustainable Solutions](#)

[▶ Resource Conservation and Recycling of Products](#) |
 [▶ **Management of Chemical Substances in Products**](#)

[▶ Helping Restore and Preserve Biodiversity through Products](#) |
 [▶ Provision of Product Environmental Information](#)

Reduction of Chemical Substances Risks

Reduction of Chemical Substances Risks in Production

▶ Konica Minolta's Approach	▶ Sustainable Factory Certification System
▶ Saving Energy and Preventing Global Warming in Production Operations	
▶ Resource Conservation and Recycling in Production Operations	
▶ Reduction of Chemical Substances Risks in Production	
▶ Addressing Biodiversity in Production Activities (Consideration of Water Resources and Wastewater, Proper Management of Greenery at Factories)	
▶ Carbon Neutral Partner Activities	▶ Green Procurement System

Basic Concept

Working on reducing chemical risks based on the concept of the precautionary principle

There is international consensus on the need for companies that manufacture and use chemical substances to take steps to minimize the adverse effects of chemicals, not only on human health, but also on the environment. Based on this shared perception, many countries around the world are revising their regulations concerning chemical substances. Having taken a position in advance of this new international current, and based on a concept known as the "precautionary principle," Konica Minolta has focused on enhancing its advance evaluation of chemical risks, reducing the emission of harmful substances into the atmosphere, and eliminating hazardous substances from production processes and products to improve safety management for workers and product users.

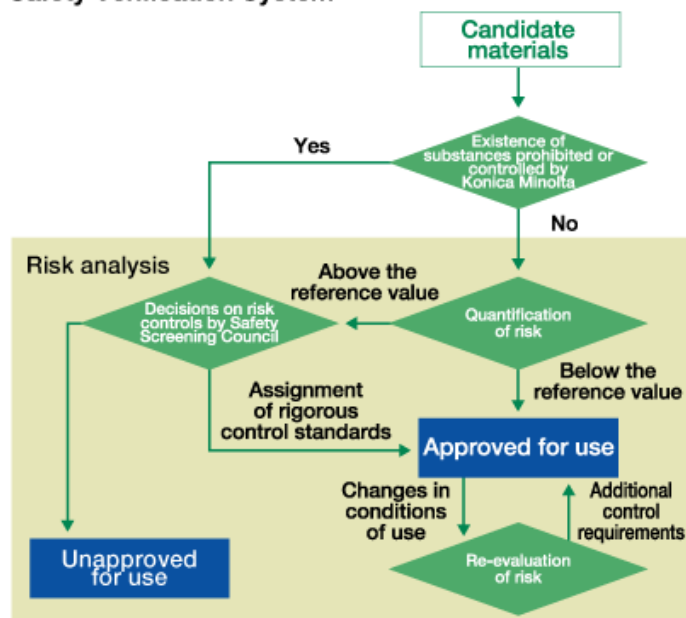
Prior Risk Assessment of Chemical Substances

Using its unique safety verification system to achieve the appropriate management of chemicals

Risk assessment of candidate materials using a safety verification system

Konica Minolta has established a safety verification system that assesses the risk of candidate materials when considering the use of new chemicals in the process of creating products. Using this system, the Group practices appropriate management based on comprehensive chemical risk assessment in terms of product safety, environmental safety, and work safety.

Safety Verification System



Designation of prohibited and restricted chemical substances

Konica Minolta designates prohibited and restricted chemicals based on its own criteria in order to eliminate chemicals with unacceptable hazards in the prior risk assessment carried out before the adoption of a chemical substance. These criteria include not only chemicals regulated by law, but also chemicals recognized as significantly hazardous by specialized institutions.

Calculating risk points for chemicals

Konica Minolta calculates points for the hazard risk of substances based on a unique calculation method used in its safety verification system. This quantifies the hazardousness based on three factors: (1) type and degree of hazardousness; (2) level of safety measures; and (3) amount used. Using these numbers, it is possible to compare different types of risks—such as the danger of an explosion or serious health effects such as carcinogenicity—on the same scale. In this way, Konica Minolta quantitatively assesses the risks of hazardousness in chemicals.

Risk management that envisions substance usage

Since risks differ depending on the form of exposure, Konica Minolta classifies substances into five categories that envision usage, ranging from use under strict safety controls (e.g., at production sites) to use by the general public, which cannot be assumed to take safety measures. It then specifies safety requirements according to the different risks in order to carry out more practical risk management.

When there is a necessity to use highly hazardous chemicals, Konica Minolta holds a safety determination meeting to stipulate rigorous management conditions for minimizing risks in terms of procurement, storage, handling, and disposal.

Risk assessment during continual use

Even after incorporating a chemical into the production process following risk assessment, Konica Minolta checks periodically to make sure that there are no changes in the amount used or the conditions of use. If there are any changes, a risk assessment is performed again to ensure appropriate management.

Reducing and Fully Phasing out Chemicals

Reducing VOCs based on Konica Minolta's own risk management indicators

Konica Minolta assesses risk based on a chemical's hazardousness and amount of use and is committed to finding alternatives and reducing those substances judged to have a high risk. Since 1993 it has been making efforts to reduce atmospheric emissions of volatile organic compounds (VOCs) from production sites worldwide. It identified VOCs with particularly high risks for full phase-out, and has maintained the full phase-out status for those identified items.

Reducing atmospheric emissions of VOCs

Konica Minolta is systematically reducing VOCs in line with its own environmental impact index, which multiplies the impact on the human body and the environment by a location coefficient as a management indicator. Each site has established reduction goals in line with the Sustainable Factory Certification System and is working to achieve them.

See [Environmental Data](#) in [ESG Data](#) for more information

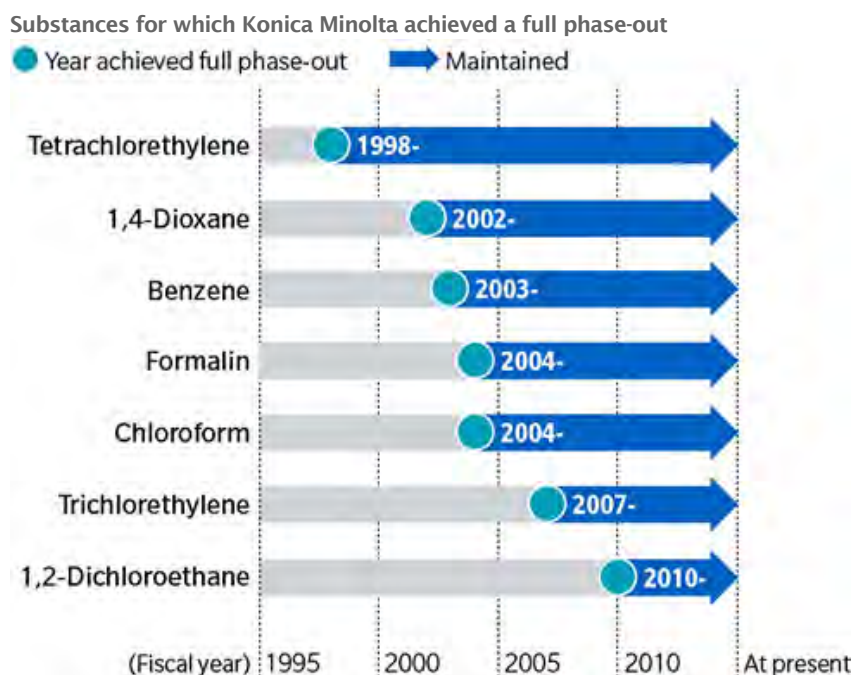
Calculation of Environmental Impact Index

	Hazard coefficient	Example of substances
Substances that pose a risk to human health	×100	1, 2-dichloroethane
Substances that pose a risk to ecosystems	×10	dichloromethane, ethyl acrylate, n-heptane
Substances that pose a risk of atmospheric pollution		
Substances that pose a risk of having an indirect adverse impact on the environment	×1	isopropyl alcohol, methanol, ethanol, acetone, ethyl acetate

* Environmental impact index: An index unique to Konica Minolta.
 Environmental impact index (point) = Atmospheric emissions of VOCs [t] × Hazard coefficient × Location coefficient
 Hazard coefficient: Set at 1-fold, 10-fold, or 100-fold depending on the severity of the impact on human health and the environment (set independently by Konica Minolta based on the coefficient used in the safety evaluations conducted by Kanagawa Prefecture in Japan)
 Location coefficient: Outside the industrial park: 5; inside the industrial park: 1

Substances for Which Konica Minolta Achieved a Full Phase-Out

Konica Minolta earmarked the VOCs below for full phase-out, having judged them as having an especially high risk based on the hazardousness and amount of use of each substance and made systematic efforts from early on toward that end. Those efforts resulted in the achievement of a full phase-out in fiscal 2010, which has been maintained ever since.



Countermeasures against Contamination of Soil and Ground Water

Striving to manage the state of contamination through regular monitoring, to facilitate cleanup, and to prevent the spread of contamination

Konica Minolta has implemented countermeasures at sites where soil or ground water contamination has been identified to ensure that the contaminants do not affect the surrounding environment. This is followed up by periodic observation and strict management.

The Group has organized a specialist team to manage remediation of polluted sites and to prevent the spread of contamination. Detailed surveys conducted under the team's supervision serve as the basis for developing countermeasures and examining suitable purification technologies.

The Group reports the results of its observations and remediation efforts to local government agencies.

» [Summary of Contaminated Soil or Ground Water at Operation Sites](#)

Dealing with Asbestos

Konica Minolta is conducting a survey into the usage of sprayed asbestos in the buildings of all its sites and affiliated companies in Japan. It had confirmed that there are no health risks for exposure to residual asbestos. Going forward, it will continue to systematically remove the asbestos.

Dealing with PCBs (Condition of Storage)

Konica Minolta takes steps for the proper storage and management of PCB wastes kept in all its sites and affiliated companies in Japan to prevent leakage. It also reports the condition of storage to the government in accordance with the law. Since fiscal 2007, it has been commissioning the disposal of wastes with high concentrations of PCBs to JESCO,* completing this disposal in fiscal 2021. The Group will continue efforts to replace and dispose of equipment for which low-concentration PCB contamination is a concern by the end of fiscal 2027, the deadline for treatment.

* JESCO: Japan Environmental Storage & Safety Corporation

Condition of Storage of PCB Waste in Japan (as of March 31, 2022)

Stored items	Unit	Quantity
		Figures in parentheses indicates low-concentration PCBs
Transformers	Units	0 (0)
Capacitors	Units	8 (8)
Fluorescent ballasts	Units	0 (0)
Other devices	Units	2 (2)
PCB oil	kg	0 (0)
PCB pollutants	kg	0 (0)

Trace PCB contaminated materials during operation (as of March 31, 2022, Japan)

Stored items	Unit	Trace PCB contaminated materials
Transformers	Units	3

▶ [Konica Minolta's Approach](#) | ▶ [Sustainable Factory Certification System](#)

▶ [Saving Energy and Preventing Global Warming in Production Operations](#)

▶ [Resource Conservation and Recycling in Production Operations](#)

▶ [Reduction of Chemical Substances Risks in Production](#)

▶ [Addressing Biodiversity in Production Activities \(Consideration of Water Resources and Wastewater, Proper Management of Greenery at Factories\)](#)

▶ [Carbon Neutral Partner Activities](#) | ▶ [Green Procurement System](#)

Reduction of Chemical Substances Risks

Green Procurement System



Implementing green procurement to assess the chemical constituents of parts and components and give preference to those with the least environmental impact

Green Procurement System

Konica Minolta operates a Green Procurement System in compliance with laws and regulations for chemical substances. In the operation of the SIGMA Green Procurement System, the Group ensures its compliance with the RoHS directive,^{*1} and also rapidly complies with more stringent regulations on chemical substances in products by expanding its coverage to include substances of very high concern (SVHCs) on the candidate list for authorization and other substances restricted under REACH regulations.^{*2} Through these efforts in assessment and management of chemical substances in products, the Group is keeping an eye on trends in regulations and alternative technologies and is working on plans to eliminate hazardous materials in order to be sure it avoids risks.

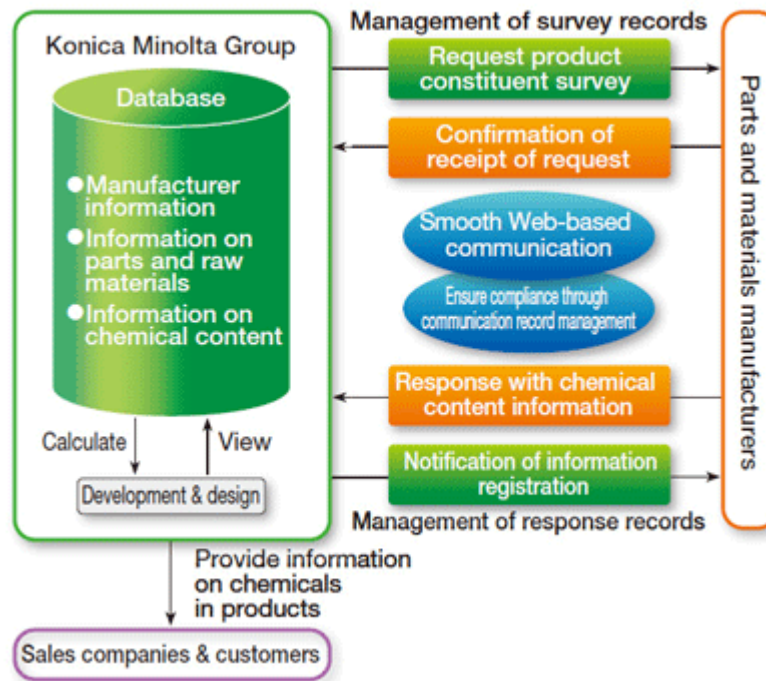
In addition, in order to ease the workload of suppliers, the Group uses the chemSHERPA^{*3} scheme to define the substances covered in its survey. Moreover, the Group regularly holds briefings on trends in environmental laws and regulations for its suppliers to ensure understanding of Konica Minolta's initiatives.

*1 RoHS directive: Directive on the restriction of the use of certain hazardous substances in electrical and electronic equipment

*2 REACH regulations: Regulations enacted by the EU in June 2007 concerning the registration, evaluation, authorization and restriction of chemicals, to consolidate existing regulations concerning chemical substances.

*3 chemSHERPA: A scheme developed by Japan's Ministry of Economy, Trade and Industry to facilitate the sharing of information on chemical substances contained in products in the supply chain. The Joint Article Management Promotion-consortium is responsible for its administration.

Overview of the SIGMA Green Procurement System



Main Features

- Japanese, English and Chinese language support
- Supports a standard chemical substance survey (chemSHERPA)
- Separates the procedures for checking for prohibited substances and for collection of information on reported substances in products
- Sharing of information from surveys and responses with business partners
- Storage of communication records in databases ensures compliance through tracking
- Simplifies the response to changes in regulations and substances subject to control

▶ [Green Procurement Guidelines \(Japanese, English, Chinese\)](#)

Environmental Collaboration

The Business Technologies Business has implemented Environmental Collaboration to establish strong partnerships through on-site evaluations and educational support for suppliers in order to strengthen suppliers' environmental management. This is an initiative to help suppliers develop independent environmental management. Konica Minolta employees go directly to suppliers' factories and provide guidance based on assessment results for the management of chemical substances as well as to provide guidance in document management, including for measurement results and materials information.

Every year Konica Minolta provides education to suppliers' employees and certifies those who pass as internal evaluators for suppliers. In addition, each year the Group also conducts e-Learning for new evaluators as well as paper-based follow-up education for existing internal evaluators.

▶ [Konica Minolta's Approach](#) | ▶ [Sustainable Factory Certification System](#)

▶ [Saving Energy and Preventing Global Warming in Production Operations](#)

▶ [Resource Conservation and Recycling in Production Operations](#)

▶ [Reduction of Chemical Substances Risks in Production](#)

▶ [Addressing Biodiversity in Production Activities \(Consideration of Water Resources and Wastewater, Proper Management of Greenery at Factories\)](#)

▶ [Carbon Neutral Partner Activities](#)

▶ [Green Procurement System](#)

Biodiversity · Water Resources

Helping Restore and Preserve Biodiversity through Products

▶ Konica Minolta's Approach	▶ Sustainable Green Products Certification System
▶ Saving Energy and Preventing Global Warming through Sustainable Solutions	
▶ Resource Conservation and Recycling of Products	▶ Management of Chemical Substances in Products
▶ Helping Restore and Preserve Biodiversity through Products	▶ Provision of Product Environmental Information

Chlorophyll Meters Contributing to the Management of Effects on the Environment from Chemical Fertilizers

The chlorophyll meter developed by Konica Minolta easily measures in a non-destructive manner the amount of chlorophyll in crops such as rice, wheat, and corn without damaging the plants. Periodically measuring the amount of chlorophyll makes it possible to practice appropriate fertilizer management according to the growth situation. In this way, Konica Minolta contributes to the implementation of agriculture that is friendly on the surrounding biodiversity by avoiding the effects of over-fertilization on the ecosystem, including the soil and groundwater.



SPAD-502Plus chlorophyll meter

Evaluating Light Sources Related to Plant Growth

LED and organic EL technologies are attracting attention as next-generation lighting products. LED in particular has spread not only to general lighting, but also to plant-growing facilities.

The Spectrophotometer CL-500A produced by Konica Minolta can help manage lighting in plant-growing facilities. It can also measure photosynthetic photon flux density (PPFD) and the illuminance spectral waveform of light sources, in applications related to plant cultivation.



Spectrophotometer CL-500A

▶ Konica Minolta's Approach	▶ Sustainable Green Products Certification System
▶ Saving Energy and Preventing Global Warming through Sustainable Solutions	
▶ Resource Conservation and Recycling of Products	▶ Management of Chemical Substances in Products
▶ Helping Restore and Preserve Biodiversity through Products	▶ Provision of Product Environmental Information

Biodiversity · Water Resources

Addressing Biodiversity in Production Activities (Consideration of Water Resources and Wastewater, Proper Management of Greenery at Factories)

▶ Konica Minolta's Approach	▶ Sustainable Factory Certification System
▶ Saving Energy and Preventing Global Warming in Production Operations	
▶ Resource Conservation and Recycling in Production Operations	
▶ Reduction of Chemical Substances Risks in Production	
▶ Addressing Biodiversity in Production Activities (Consideration of Water Resources and Wastewater, Proper Management of Greenery at Factories)	
▶ Carbon Neutral Partner Activities	▶ Green Procurement System

Consideration of Biodiversity at Production Sites

Efforts to Fulfill the Guidelines for Biodiversity

In Konica Minolta's Eco Vision 2050, its long-term environmental vision, the Company commits to restoring and conserving biodiversity. It uses the Ecological Service Review (ESR), a biodiversity service assessment for companies developed by the Millennium Ecosystem Assessment, an environmental assessment carried out at the recommendation of the United Nations. This review looked at all of the Konica Minolta Group's businesses to identify business activities that depend on and affect ecosystems. A correlation map was then prepared for each product life cycle stage, summarizing the benefits that Konica Minolta's business activities receive from biodiversity and their impact on biodiversity. After assessing these results, Konica Minolta identified the specific areas it will address. This evaluation and identification process reflected the views of third parties, with interviews conducted of two expert institutions, including Japan's Ministry of Environment.

Konica Minolta is working to preserve biodiversity as part of its unique Sustainable Factory Certification System for comprehensive evaluation of the environmental activities of its production sites. In April 2011, it established Guidelines for Biodiversity Preservation. Beginning in fiscal 2020, Konica Minolta included sustainable factory guidelines for water resources and biodiversity as one of its standards for the Sustainable Factory Certification System, aiming to ensure its factories more broadly meet society's expectations. Konica Minolta has asked that all of its key production sites comply with these guidelines. The Company will further deepen its coordination with stakeholders such as business partners and the community, contribute to the local environment on a broader scale, and resolve social issues.

Sustainable Factory Guidelines for Water Resources and Biodiversity <Extracted>

<Consideration of water resources>

- Reduction targets are set for total water intake, or for water used on site, and reduction measures are implemented
- If groundwater is used, measures must be taken to reduce the amount used

<Consideration of wastewater>

- In order to prevent ecological damage to rivers and lakes, a risk management system must be established to eliminate highly polluted wastewater
- Checks are in place to determine the impact on ecosystems such as aquatic habitats of wastewater emitted into public water areas

<Proper management of greenery at factories>

- Invasive alien species that are likely to have a negative impact on ecosystems are not planted or sown on the factory's premises
- When planting trees on factory grounds, management and protection must be accorded to any rare species that are discovered

Consideration of Water Resources

Konica Minolta monitors and manages the volume of water use at each site and strives to reduce its total water consumption in line with the reduction targets it has established.

Konica Minolta's key production sites around the world have set targets for reducing water intake, and they are work to reduce water use under the sustainable factory guidelines for water resources and biodiversity, which are part of the Sustainable Factory Certification System. In fiscal 2021, a water intake reduction target of 418,000m³ compared to fiscal 2015 was set. As a result of initiatives taken by production sites, water intake was reduced by 423,000m³ compared to fiscal 2015 levels.

Konica Minolta's key production sites are also reviewing their use of water in plants and working to make reductions. These include measures to reduce the volume of heated water used and the energy required to produce the heated water, such as changing temperature controls to only steam rather than a two-stage control process involving steam and hot water during in-process regulation of reaction temperatures. In addition, after considering the impact on users and the backup system in the event of problems, the sites decided to reuse drain water, which has relatively few impurities and is easy to reuse, as a supplementary feed for the cooling tower. The sites are also working to save water through other detailed efforts. These include reducing tool cleaning frequency by coating mesh surfaces on tools so material is less likely to adhere, and moving away from equipment cleaning using water to cleaning with automatically dispersed compressed air. Moreover, sites are collecting rainwater for use in cooling towers. They are also working to efficiently use water resources outside of the production process as well through measures such as installing water-saving faucet valves, checking for leakage from piping and repairing piping damage.

In fiscal 2013, the Group adopted an analysis method using the WRI*¹ AQUEDUCT*² to conduct a comprehensive risk assessment on usage of water resources at production and R&D sites and major suppliers around the world, and confirms water risk levels every year. In fiscal 2021, the Group evaluated nine new suppliers, and no sites were rated as having an extremely high Overall Water Risk.

There was one site that was assessed as having high water stress, but sales at this site account for less than 1% of the Group's overall sales. Water intake at this site in fiscal 2021 was 83,000m³ and water consumption was 17,000m³. With a target of reducing water intake by 500m³ annually, the Group reduced product cleaning water by improving yields and introduced water-saving faucets for all lifestyle water faucets. As a result, water intake was reduced by 900m³ in fiscal 2021.

In the future, the Group will continue to conduct water risk assessments when establishing new sites and changing the business environment, and it will take measures to reduce water use as necessary.

Additionally, production sites that use groundwater as their main intake source have set reduction targets with an indicator of the percentage of groundwater use accounted for in production output (i.e., per unit of production). They are making efforts to reduce the use of groundwater, such as by turning off the supply of cooling water when production is stopped.

*1 WRI (World Resources Institute)

*2 Aqueduct: World maps and information showing the latest water risks published by the WRI. Produced based on 12 key water risk indicators such as physical water stress and regulatory risk related to water resources.

Consideration of Wastewater

Konica Minolta regularly conducts compliance assessments on a global basis to confirm the status of compliance with laws, ordinances, agreements, and other relevant regulations related to effluent, with the aim of preventing water pollution from effluent.

The Group has assessed the effect of effluent on the ecosystem at production sites that release effluent used in the production process into rivers. It adopted WET,* a new effluent management method using bioassays that is gaining worldwide attention, when conducting the assessments. With the cooperation of Japan's National Institute for Environmental Studies, the Group conducted tests using three aquatic species (algae, crustaceans, and fish). The results indicated that there was no negative impact (algae: inhibition of growth; crustaceans: inhibition of breeding; fish: reduced hatching rate or reduced survival rate after hatching) on any of the three test organisms.

* WET (Whole Effluent Toxicity): A method that assesses the aggregate toxic effect of wastewater on aquatic life rather than the evaluation of individual chemical substances. Unlike conventional effluent management methods, it enables holistic assessment of the effect of an effluent, detecting impact caused by any non-regulated chemical substance or the combined impact of multiple substances.



Proper Management of Greenery at Factories

Konica Minolta practices proper management of greenery on the grounds of the Group's production sites. By preparing greenery management lists for each site and conducting periodic checks, it makes sure that there are no invasive species, including sowing seeds.

Additionally, when rare species are discovered at a site, efforts are made to protect the species by making employees and visitors aware of its presence by putting up signs and fences. For instance, the Tokyo Site Hino is managing and protecting Golden Orchid (*Cephalanthera falcata*) and Japanese lily (*Lilium speciosum*), which are endangered species.



Golden orchid at the Tokyo Site Hino

Consideration of Biodiversity in Procurement

In the Group's procurement activities, Konica Minolta aims to help build a sustainable society by building strong relationships with business partners to fulfill social responsibilities, based on transparency and fairness. In order to reduce the impact of its procurement activities on ecosystems, Konica Minolta has set an example by establishing a procurement policy. It has established a Supplier Code of Conduct and asks that business partners cooperate to minimize the negative effect on natural resources.

Konica Minolta also promotes Green Supplier Activities to reduce environmental impact while also reducing costs in order to provide suppliers with the environmental technology and expertise it has amassed in its Green Factory activities. In these activities, Konica Minolta's environmental experts visit suppliers and consider and implement measures to reduce water use. Konica Minolta asks that its suppliers manage water appropriately by complying with the Konica Minolta Supply Chain Code of Conduct, based on its CSR procurement program.

In addition, Konica Minolta has set standards for procuring copy paper that is environmentally friendly. Konica Minolta Japan, Inc., a sales company in Japan, has established the PPC Paper Purchase Standards, which have been implemented since 2007. The Standards stipulate that copy paper supplied to customers should be procured by taking into account the impact of forest destruction and degradation on the living environments of animals, plants and people.

- ▶ Konica Minolta's Approach | ▶ Sustainable Factory Certification System
- ▶ Saving Energy and Preventing Global Warming in Production Operations
 - ▶ Resource Conservation and Recycling in Production Operations
 - ▶ Reduction of Chemical Substances Risks in Production
- ▶ **Addressing Biodiversity in Production Activities (Consideration of Water Resources and Wastewater, Proper Management of Greenery at Factories)**
 - ▶ Carbon Neutral Partner Activities | ▶ Green Procurement System

Resolving Customers' Environmental Issues

Supporting Customers to Solve Their Environmental Issues

- ▶ Konica Minolta's Approach
- ▶ Supporting Customers to Solve Their Environmental Issues
- ▶ Providing Services to Solve Customers' Environmental Issues
- ▶ Reducing Environmental Impact in Sales Activities
- ▶ Reducing CO2 Emissions from Distribution
- ▶ Reduction of Use of Packaging Materials
- ▶ Product Recycling

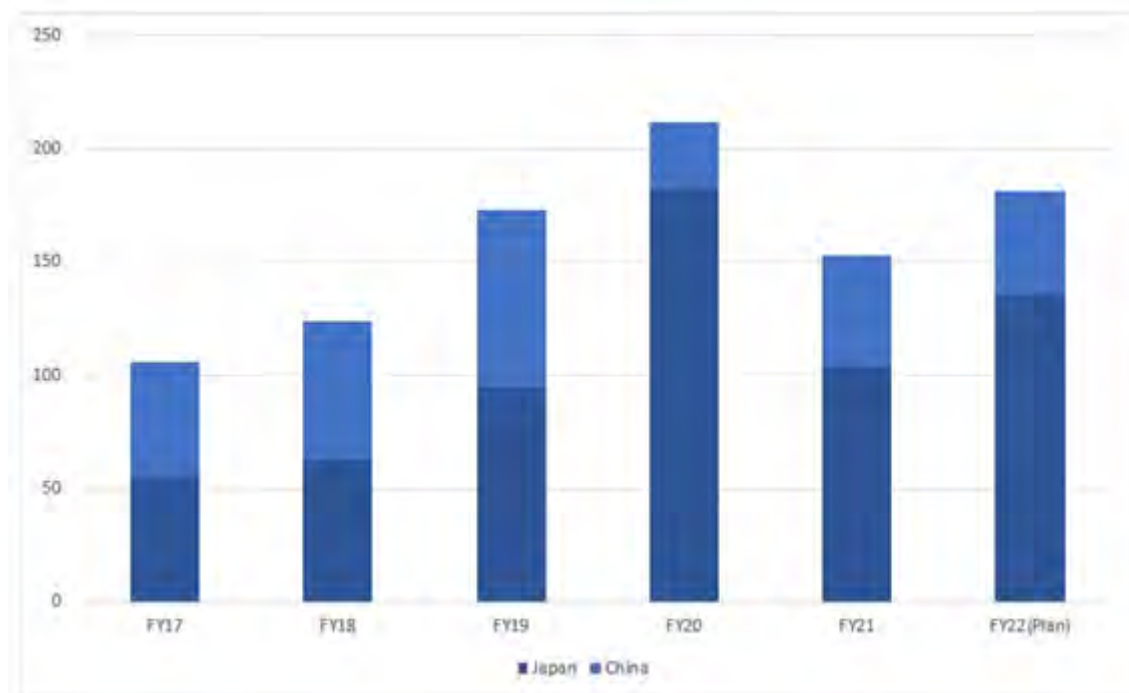
Overview of Activities

The solutions provided by Konica Minolta include not only products and services, but also environmental expertise that is useful to customers. Through Sustainable Marketing activities that provide the proven environmental expertise the company already possesses, Konica Minolta seeks to build corporate relationships by working with customers who appreciate its approach to environmental management to help them solve environmental issues. The aim of these efforts is to become the business partner of choice for companies around the world.

Fiscal 2021 Activity Results

Konica Minolta provided environmental seminars and lectures to an audience of 412 people from 316 companies to introduce Konica Minolta's approach to environmental management, including practical examples. With direct visits difficult to COVID-19, Konica Minolta held online meetings with 156 companies to exchange views on the environment in fiscal 2021. In these sessions, the Company heard about customers' environmental issues and introduced practical examples of Konica Minolta's environmental work. Since 2014, the Company has provided its environmental technologies and know-how to more than 1,000 customers. Through this enhanced engagement, Konica Minolta has increased the number of business meetings that have resulted in business opportunities year after year.

Business negotiation participation



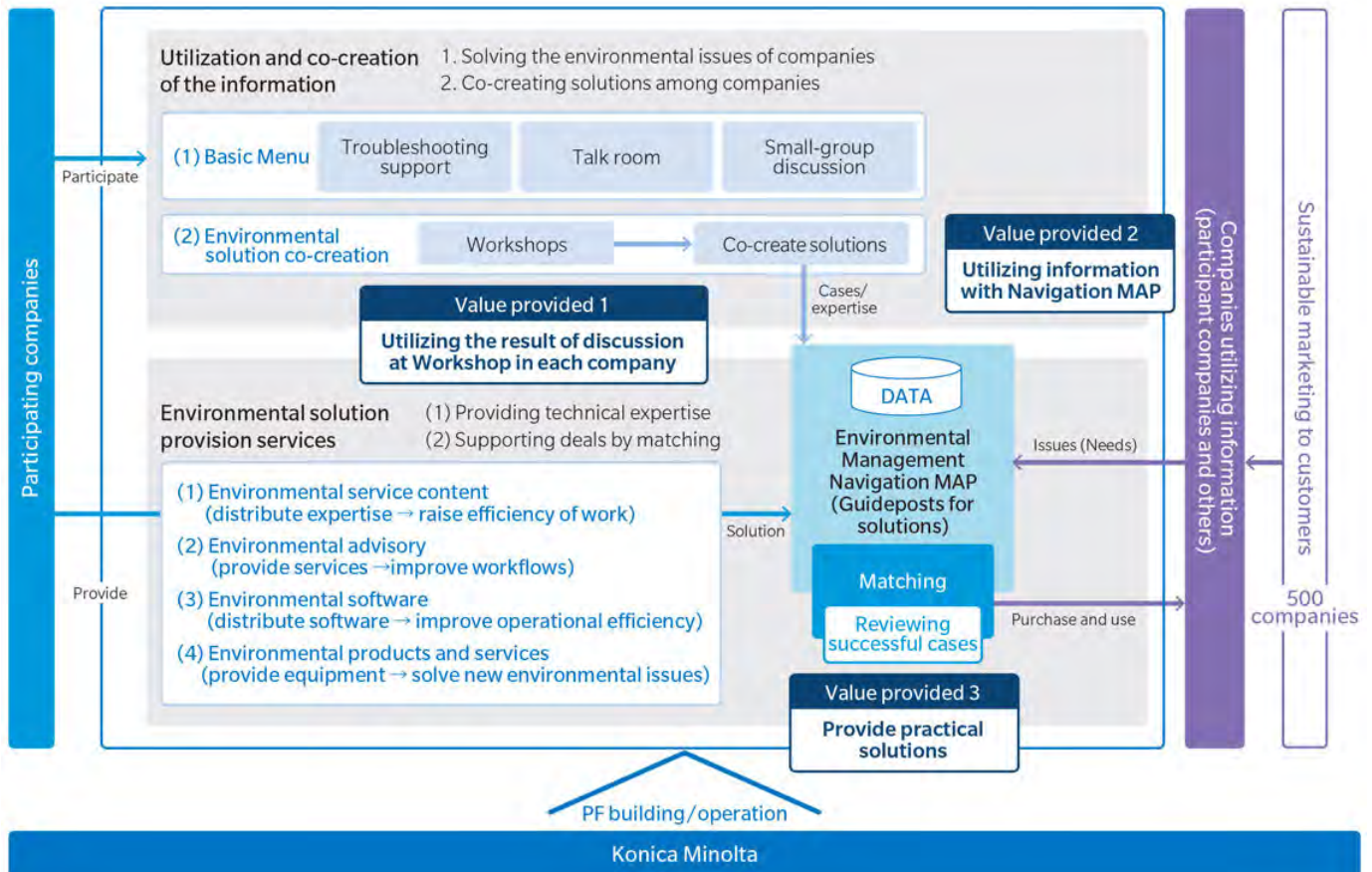
Business negotiation participation: Number of proposed products for which a quotation was submitted at business opportunities gained by providing customers with environment-related technologies and know-how

Building the Environmental Digital Platform

Global environmental problems are pressing challenges facing the whole world and cannot be solved by the isolated efforts of individual companies. Recognizing this, Konica Minolta has already opened up its reservoir of expertise in environmental management for business growth and cost reduction, has been sharing it with many other companies through digitization of our expertise.


Konica Minolta is in the process of digitally sharing its environmental expertise with a base of more than 1,000 companies that it has built through its sustainable marketing activities. By allowing these companies to share their environmental knowledge with each other and by providing a place to collaborate and create new value, Konica Minolta believes it can dramatically increase its contribution to environment. Konica Minolta launches the Environmental Digital Platform, aiming to help reduce the environmental impact of industry and society as a whole. The platform will enable companies to share and utilize their outstanding environmental technologies and expertise that Japanese companies have amassed.

Pilot run Trial operation of the Environmental Digital Platform began in June 2020 with 16 companies participating. The platform was expanded to full-scale operations in December 2020, with 68 companies participating as of April 2022. Konica Minolta aims to drive innovation with a co-creation approach in which companies share and utilize the knowledge and expertise they have acquired through practice and efficiently resolve environmental issues in mutual cooperation. The expertise on environmental strategies and renewable energy held by the participating companies, consulting and software for energy conservation diagnosis, and solutions that can be put into use immediately such as environmental products, are shared. Konica Minolta also helps match companies who can help each other solve their respective issues. Konica Minolta hopes that the broad use of this service by companies other than the participating companies can help solve environmental issues on an even bigger scale. The Environmental Digital Platform, which not only shares expertise but offers its results to a broad section of society, consists of the Environmental Solution Co-Creation Service, which brings together the knowledge of participating companies on issues that are difficult for a single company to solve on its own so that new solutions can be created, and the Environmental Solution Provision Service, in which participating companies share and utilize the environmental expertise they put into practice. The information that is shared is then made visible with the Environmental Management Navigation MAP (Guideposts for Solutions). Wide use of the Environmental Management Navigation makes it possible for companies to solve their own environmental issues. Konica Minolta has also launched talk room and troubleshooting support where users can seek advice and have their concerns addressed, thereby actively facilitating communication among the participating companies. Going forward, Konica Minolta will help to resolve environmental issues on a global scale by promoting digitalization, increasing the number of participating companies, building up data, and expanding the Platform as a DX business.



Example of Environmental Digital Platform Content biz-Library : Environmental management Support Solution

Konica Minolta believes that digitizing and sharing the environmental management expertise it has accumulated with even more companies will dramatically increase its contribution to the environment. It has provided an online content service, biz-Library (environmental management), since fiscal 2016. This service provides videos and documents featuring practical case studies from Konica Minolta. The content targets seven challenges faced by many companies: (1) formulating environmental strategy, (2) responding to revised environmental ISO standards, (3) energy saving and cost reduction in factories, (4) management of chemical substances, (5) efficient use of resources and cost reductions in factories, (6) methods of calculating Scope3 CO₂ emissions, and (7) waste management by companies. Customers can use the manuals and tools actually implemented in Konica Minolta, allowing them to promote effective and efficient environmental impact reduction activities in their companies. These contents are shared on the Environmental Digital Platform mentioned above.



Efficient use of resources and cost reductions in factories



Methods of calculating Scope 3 CO₂ emissions



Waste management by companies

Voice of a Customer | Fujitsu General Limited

The Fujitsu General Group seeks to achieve virtually zero CO₂ emissions from its business activities by 2025. In April 2022, the Group plans to convert 100% of its electricity consumption to renewable energy, while also converting all other energy sources to non-fossil fuels, to achieve carbon neutrality.

The Fujitsu General Group has participated in the Environmental Digital Platform provided by Konica Minolta since December 2020, enjoying in-depth discussions with various companies across industries. By reviewing case studies shared by leading companies, we were able to adopt the optimal solution for introducing renewable energy at our factories outside Japan, which had been an urgent task. Furthermore, the joint purchase of renewable energy certificates is allowing us to lower costs and efficiently solve problems through co-creation and collaboration, in a way that is only possible through this kind of platform. The Environmental Digital Platform allows us to identify problems that need to be addressed next by increasing the number of people on teams and facilitating sharing of their wisdom. This further improves our problem-solving efficiency and increases the value of co-creation.

We hope that this initiative will accelerate our efforts to achieve carbon neutrality not only at Fujitsu General but also for Japanese industry as a whole.

Toshiya Ihara
Sustainability Promotion Division
Environmental Management Department
Fujitsu General Limited



▶ Konica Minolta's Approach | ▶ Supporting Customers to Solve Their Environmental Issues

▶ Providing Services to Solve Customers' Environmental Issues | ▶ Reducing Environmental Impact in Sales Activities

▶ Reducing CO₂ Emissions from Distribution | ▶ Reduction of Use of Packaging Materials | ▶ Product Recycling

Resolving Customers' Environmental Issues

Providing Services to Solve Customers' Environmental Issues

▶ Konica Minolta's Approach	▶ Supporting Customers to Solve Their Environmental Issues
▶ Providing Services to Solve Customers' Environmental Issues	
▶ Reducing Environmental Impact in Sales Activities	▶ Reducing CO2 Emissions from Distribution
▶ Reduction of Use of Packaging Materials	▶ Product Recycling

Support to Reduce Environmental Impact and Reform Work Styles

Designing good times for the Company and its employees through practical work-style reform in Konica Minolta's own offices

Konica Minolta offers office solution services that contribute to work style reforms, on top of reducing environmental impact, through optimization of office environments. Konica Minolta Japan, Inc. has been implementing its own work-style reform since 2013, in search of a better way to work.

It has been implementing various office solutions such as optimal MFP placement, reduction of printing volume and document storage space by digitizing documents, and introduction of telework to reduce business travel.

As a result of implementation of further measures to realize new work styles after 2020, it has achieved reductions in environmental impact and costs by reducing the amount of copier paper output by 70%, the amount of documents stored by 38%, and the amount of electricity used by 18.6%^(*1). In addition, work style reform reduced overtime work by 39%, and business productivity was maintained and improved through telework^(*2), enabling the design of good working hours for both the company and employees.

Based on the knowledge gained through this in-house practice, Konica Minolta has developed a concept for work-style transformation and offers "Design Your Time!" as a unique office solution service.

*1: Comparison between FY2019 and FY2021

*2: Comparison between FY 2018 and FY 2021

Support for Environmental Impact Reduction That Addresses Customers' Environmental Issues and Concerns

Bizhub Eco

Konica Minolta has been developing Bizhub Eco service package revolving around MFPs to solve customers' environmental issues and concerns in Europe. Bizhub Eco uses Konica Minolta's Optimized Print Services (OPS) to set the installed MFPs to the most energy and resource-efficient setting for the usage situation of the customer. For a fee, the package also includes a carbon offset for the entire product lifecycle, biodiversity protection measures in the form of tree planting activities, and local NPO support. By also providing signage to explain the green activities promoted by Bizhub Eco, Konica Minolta facilitates internal communication in the 'customers' office.

Clean Planet Program

Konica Minolta collects used consumables from its customers via the Clean Planet recycling program in the United States and Europe.*

Using a portal site, customers can solve their printer cartridge recycling problem by ordering a collection box and returning it as soon as the box is full.

The recovered consumables are material-recycled using the latest technology in cooperation with a leading recycling company, Close the Loop, to maximize the collection of secondary raw materials. No incineration or landfills are used.

*In Europe the program has been launched in Belgium, the Netherlands and Norway, and there are plans to expand to other countries.

Recycling Support at Customer Sites Due to Improvement of Deinking Process

In the European market, a deinking process is required for recycling printed copy paper. Konica Minolta Business Solutions Europe GmbH has been certified for deinking by the International Association of the Deinking Industry (INGEDE). Deinking enables high-level paper recycling and helps promote the effective use of resources.

Contributing to the Reduction of Environmental Impact through Print on Demand (POD) Service

Contributing to cost reductions and energy savings by undertaking customers' printing work

The POD service offered by Kinko's Japan Co., Ltd. handles printing in a short time according to customers' requests. For example, by using this service during their busy seasons, customers no longer need to always have enough of their own printers ready to handle the print volume of peak times. This allows customers to keep down costs for installing and maintaining equipment, and it also translates into resource and energy savings for society as a whole.



[▶ Konica Minolta's Approach](#) |
 [▶ Supporting Customers to Solve Their Environmental Issues](#)

[▶ Providing Services to Solve Customers' Environmental Issues](#) |
 [▶ Reducing Environmental Impact in Sales Activities](#)

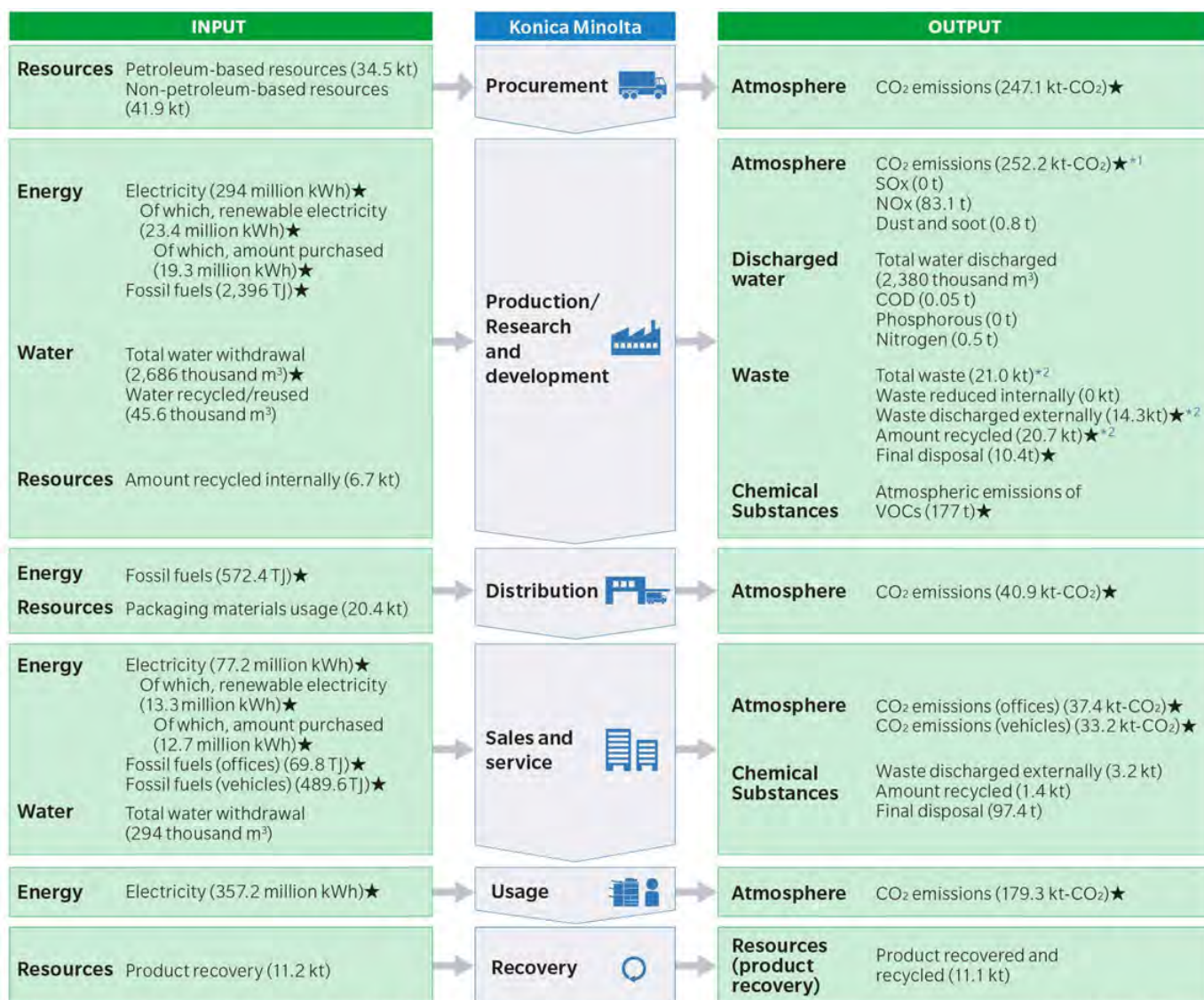
[▶ Reducing CO₂ Emissions from Distribution](#) |
 [▶ Reduction of Use of Packaging Materials](#) |
 [▶ Product Recycling](#)

Environmental Data

Overall View of Environmental Impacts

Konica Minolta measures the amount of energy and resources used in all its business activities, as well as the amount of greenhouse gases emitted and the amount of waste produced at each stage of a product's life cycle. These results are analyzed and used to facilitate concrete approaches to improvement.

Overall View of Environmental Impacts Resulting from Business Activities(Fiscal 2021)



*1 In accordance with Japan's Act on Promotion of Global Warming Countermeasures, the scope of this calculation is greenhouse gases exceeding 3,000 t-CO₂. In fiscal 2021, SF₆ was included in the calculation and added to CO₂ emissions from production and R&D, since SF₆ emissions at production sites temporarily exceeded 3,000 t-CO₂.

*2 Figures for fiscal 2021 include 915 tons of temporary emissions related to the accident at the Konica Minolta Supplies Manufacturing Co., Ltd. Tatsuno Plant.

★ Indicators assured by third-party

Standards for Calculating Environmental Data

See the following webpage for the standards for calculating environmental data for each stage of the product lifecycle related to Konica Minolta business activities.

» [Standards for Calculating Environmental Data](#)

Environmental Data

Standards for Calculating Environmental Data

The standards for calculating environmental data for each stage of the product lifecycle related to Konica Minolta business activities.

Standards for Calculating Environmental Data (CO₂ Emissions)

Boundary and Standards for Calculation

Stage		Methods of Calculation
1.Procurement	1) Boundary	Office equipment and consumable supplies, optical components, equipment for healthcare system manufactured and sold by Konica Minolta, Inc.
	2) Standards	Calculated by multiplying the sales amount or production amount of office equipment and consumables by a cradle-to-gate CO ₂ emission factor for each of the materials that make up a product; and for other products, multiplying the amount of material used by a cradle-to-gate CO ₂ emission factor for that material.
2.Production / R&D	1) Boundary	All production and R&D sites around the world
	2) Standards	CO ₂ emissions are calculated by multiplying the amount of energy used at each site by the following coefficients* ¹ Fuel:Coefficients stipulated in Japan’s Act on Promotion of Global Warming Countermeasures Electricity in Japan: Fiscal 2005 average value of all electrical power sources, as specified by the Federation of Electric Power Companies of Japan Electricity outside Japan: Fiscal 2005 emissions coefficients applicable to each country, as specified by the GHG Protocol
3.Distribution	1) Boundary	Japanese domestic distribution, Chinese and Malaysian production distribution (from factory to port), and international distribution of office equipment, optical components, performance materials, and equipment for healthcare systems
	2) Standards	CO ₂ emissions are calculated by multiplying transport distance by cargo weight, and then multiplying that value by the CO ₂ emissions coefficient of each means of transportation.* ² Chinese and Malaysian production distribution and international distribution: Coefficients specified by the GHG Protocol Japanese domestic distribution: Coefficients stipulated in Japan’s CO ₂ Emissions Calculation Method for Logistics Operations—Joint Guidelines Ver.3.0
4.Sales and service	1) Boundary	All consolidated sales companies around the world
	2) Standards	Offices: CO ₂ emissions are calculated by multiplying the amount of energy used at sites* ³ by the following coefficients* ¹ . Fuel: Coefficients stipulated in Japan’s Act on Promotion of Global Warming Countermeasures Electricity in Japan: 2005 average value of all electrical power sources, as specified by the Federation of Electric Power Companies of Japan Electricity outside Japan: 2005 emissions coefficients applicable to each country, as specified by the GHG Protocol Vehicles: CO ₂ emissions are calculated by multiplying the amount of vehicle fuel used* ⁴ by the following coefficients Fuel: Coefficients stipulated in Japan’s Act on Promotion of Global Warming Countermeasures

Stage		Methods of Calculation
5.Usage	1) Boundary	Office equipment and equipment for healthcare system * Optical components are excluded since they are used as parts of other companies' products
	2) Standards	CO ₂ emissions are calculated by multiplying the number of units operating in the market (inferred from sales units each year and the life of the product) by the estimated annual amount of electrical consumption ^{*5} for each model and the CO ₂ coefficient equal to the fiscal 2005 world average value specified by the GHG Protocol.

- *1 When calculating emissions from the use of electricity derived from renewable energy sources, the emission factor is set to zero.
- *2 Estimated for optical components based on sales.
- *3 The amount of energy used includes some estimated values.
- *4 The amount of fuel used includes some estimated values.
- *5 The annual amount of electricity consumption for office equipment is estimated based on the Typical Electricity Consumption (TEC Ver 2.0) value set by the International Energy Star Program, and for equipment or healthcare systems it is estimated based on each product's specifications.

Standards for Calculating Environmental Data (Emissions Other Than CO₂)

Boundary and Standards for Calculation

Item		Methods of Calculation
1. Petroleum-based resource usage in products	1) Boundary	Office equipment and consumable supplies, performance materials, optical components, and equipment for healthcare systems produced and sold by Konica Minolta, Inc.
	2) Standards	Calculated by multiplying the raw material or part weight by content percentage of petroleum-based resources set for each material, based on the product specification
2. Packaging materials usage	1) Boundary	Raw material and parts used in packaging for office equipment and consumable supplies, performance materials, optical components, and equipment for healthcare systems
	2) Standards	Calculated by multiplying the weight of packaging material per single product (based on product specifications, etc.) by the number of units of the product sold, based on sales results
3. Waste discharged Externally from manufacturing	1) Boundary	All production and R&D sites around the world
	2) Standards	The total actual weight of waste discharged externally from production ^{*1}
4. Final disposal	1) Boundary	All production and R&D sites around the world
	2) Standards	The total weight of final disposal ^{*2} (Weight of waste discharged externally from production × Percentage of final disposal ^{*3})
5. Atmospheric emissions of VOCs	1) Boundary	Production sites around the world with ten or more environmental impact index ^{*4} points, when points are added for every compound that is rated of one point or more.
	2) Standards	The sum of the environmental impact index for atmospheric emissions of VOCs ^{*5}
6. Water consumption	1) Boundary	All production and R&D sites around the world
	2) Standards	The total amount of water intake (city water, ground water, industrial water)

Contents	Message from the CEO	Message from Corporate Vice President	Basic Approach and Systems for Sustainability Management	Sustainability Strategy	Material Issues	Activity Report		
						Environment	Social	Governance
Evaluation by External Parties	Stakeholder Engagement	Participation in Initiative	ESG Data	List of Policies	External Assurance	Guidelines Index	Reporting Policy	

Notes

- *1 Of the waste (refuse, etc.) generated at production and research and development sites for which Konica Minolta has responsibility as generator of waste, the amount discharged outside the Konica Minolta site. However, some wastes unrelated to production are excluded.
- *2 Except for residues after recycling.
- *3 Percentage of final disposal are calculated based on the value from industrial waste disposal companies.
- *4 Environmental impact index: An index unique to Konica Minolta.
 Environmental impact index (point) = Atmospheric emissions of VOCs [t] × Hazard coefficient × Location coefficient
 Hazard coefficient: Set at 1-fold, 10-fold, or 100-fold depending on the severity of the impact on human health and the environment (set independently by Konica Minolta based on the coefficient used in the safety evaluations conducted by Kanagawa Prefecture in Japan)
 Location coefficient: Outside the industrial estate 5, inside the industrial estate 1
- *5 The overall picture of environmental impact does not take into account the hazard coefficient and location coefficient, and the atmospheric emissions are shown as is.

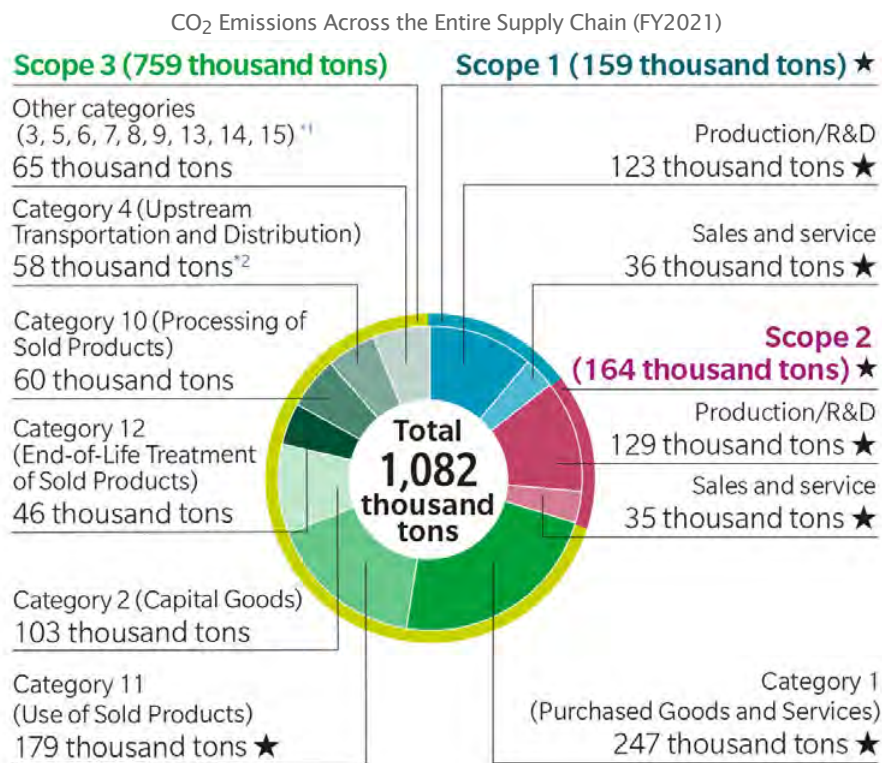
Environmental Data

CO₂ Emissions Across the Entire Supply Chain

Calculating CO₂ Emissions Across the Entire Supply Chain

Konica Minolta has calculated the CO₂ emissions associated with the Group’s activities across its entire supply chain, from the upstream to the downstream aspects of its operations, based generally on the standards of the GHG Protocol*, the international standard. In fiscal 2021, the calculation showed that CO₂ emissions throughout the supply chain were approximately 1.08 million tons, which represents a decrease of approximately 4.4% from fiscal 2020. Emissions from the Group’s activities including direct emissions from fuel use (Scope 1) plus indirect emissions from the consumption of purchased electricity, heat or steam (Scope 2) totaled approximately 0.32 million tons, or approximately 30% of all emissions. Other indirect emissions (Scope 3) associated with the Group’s activities totaled approximately 0.75 million tons, accounting for approximately 70% of all emissions. CO₂ emissions for “purchased goods and services” accounted for 22.8% of emissions across the entire supply chain. Since the amount of resources needed per product declined thanks to the development of the latest models with resource-saving designs, the overall CO₂ emissions resulted in a reduction. In terms of the “use of sold products,” which accounted for 16.6% of emissions, the Group is working to develop features that encourage customers to save energy, in addition to reducing the power consumption of the products themselves. Konica Minolta will share information with relevant stakeholders in the future based on the results of these calculations and move forward with CO₂ emissions management and reduction activities throughout the supply chain.

* GHG Protocol: Initiatives for developing an international standard for addressing greenhouse gas (GHG) emissions and climate change



^{*1} Categories 3 (Fuel and Energy-Related Activities), 5 (Waste Generated in Operations), 6 (Business Travel), 7 (Employee Commuting), 8 (Upstream Leased Assets), 9 (Downstream Transportation and Distribution), 13 (Downstream Leased Assets), 14 (Franchises) and 15 (Investments)

^{*2} CO₂ emissions attributed to product distribution: 41 thousand tons ★

Note: Figures do not necessarily add precisely to the total due rounding.

★: Indicators assured by third party.

See [Environmental Data](#) in [ESG Data](#) for more information

Method of Calculation in Each Category of Scope 3 Emissions

Category	Overview	Method of Calculation
1	Purchased goods and services	Calculated by multiplying the sales amount or production amount of office equipment and consumables by a cradle-to-gate CO ₂ emission factor for each of the materials that make up a product; and for other products, multiplying the amount of material used by a cradle-to-gate CO ₂ emission factor for that material.
2	Capital goods	Calculated by multiplying the amount of investment in capital goods purchased over the year by a CO ₂ emission factor per investment value.
3	Fuel- and energy-related activities	Calculated for emissions from the extraction, production, and transportation of fuels purchased by the Group or by electricity producers for the electricity purchased by the Group. (Fuel) Calculated by multiplying the annual purchased volume by a cradle-to-gate CO ₂ emission factor for each type of fuel. (Fuels purchased and used by electricity producers) Calculated by multiplying the annual purchased volume of electricity by source, by a CO ₂ emission factor for each source. Proportion of sources in electricity generation for each country is identified from the Proportions of Generated Power by Source in Major Countries, published by the Federation of Electric Power Companies of Japan.
4	Upstream transportation and distribution	Emissions in this category are the sum of: A) emissions related to transportation of parts and raw materials the Group purchases, and B) emissions related to transportation of the Group's products. A) Calculated for emissions related to procurement distribution from suppliers to Konica Minolta's plants. Calculated by multiplying transport distance by cargo weight, and then multiplying that value by the CO ₂ emission factor for each means of transportation. B) Calculated for emissions related to shipping and distribution internationally, within Japan, within China. Calculated by multiplying transport distance by cargo weight, and then multiplying that value by the CO ₂ emission factor for each means of transportation.
5	Waste generated in operations	Calculated for waste (not including valuables) from production, R&D, and sales offices. Calculated by classifying waste into different types and multiplying the amount of each type of waste entrusted to a party outside the company by a CO ₂ emission factor for each method of waste disposal.
6	Business travel	For business travel by employees of Group companies in Japan, the emissions are calculated by multiplying the annual business travel expenditure by a CO ₂ emission factor per expense for travel for each means of transportation. The CO ₂ emission factor used is that for travel by domestic air flight in Japan, which is the highest among the emission factors for all methods of travel. For Group companies outside Japan, it is estimated by multiplying the number of employees of each company by the emission amount per employee calculated based on the result in Japan.
7	Employee commuting	Calculated by multiplying the annual commutation cost by a CO ₂ emission factor per expense. The CO ₂ emission factor used is for "automobiles (buses and ride-sharing in sales vehicles)," which is the highest among the emission factors for all commuting methods. For Group companies outside Japan, it is estimated by multiplying the number of employees of each company by the emission amount per employee calculated based on the result in Japan.
8	Upstream leased assets	Most leased assets are calculated as Scope 1 and 2 emissions. Scope 3 applies only to some leased assets (e.g., data centers). Calculated by multiplying the actual annual power consumption for the leased servers by a CO ₂ emission factor for electrical power.

Category	Overview	Method of Calculation
9	Downstream transportation and distribution	Calculated for emissions related to distribution of Konica Minolta products sold by dealers. Estimated by identifying a CO ₂ emission factor per unit of sales based on the emissions from distribution for direct sales by the main sales companies and multiplying this by dealer sales volume.
10	Processing of sold products	Konica Minolta's product lineup includes semi-finished product. Emissions in this category are calculated by identifying a CO ₂ emission factor per unit of sales based on the Scope 1 and Scope 2 emissions and sales volume of the main parts sales destinations and multiplying this by overall sales volume.
11	Use of sold products	Calculated by multiplying the number of units operating in the market (inferred from sales units each year and the life of the product) by the estimated annual amount of electrical consumption* for each model and the CO ₂ coefficient equal to the fiscal 2005 world average value specified by the GHG Protocol. The calculation method used by Konica Minolta is slightly different from the GHG Protocol method, but it enables the Group to calculate the emissions that more accurately reflect the Group's business operations and thus allows it to implement initiatives to reduce CO ₂ emissions smoothly.
12	End-of-life treatment of sold products	Calculated for emissions related to the end-of-life treatment of products themselves and their containers and packaging. Calculated by multiplying the weight of materials that make up the products sold by a CO ₂ emission factor for each type of disposal method. The calculation is made for anticipated future emissions from the end-of-life treatment of products sold in the previous fiscal year, which will be reported as the data of that fiscal year.
13	Downstream leased assets	All of Konica Minolta's product leasing is done through leasing companies. Konica Minolta does not enter into lease agreements directly with customers. Also, Konica Minolta did not lease out any large buildings or equipment. It was therefore judged that there were no emissions in this category.
14	Franchises	Emissions from Kinko's franchises in Kyushu, Hiroshima, and Shikoku fall under this category. Estimated based on the proportion of employees, based on energy usage at the head office of Kinko's Japan Co., Ltd.
15	Investments	Calculated for the emissions from the main companies in Konica Minolta's investment portfolio, in which Konica Minolta holds specified investment stocks. Calculated by multiplying the invested companies' CO ₂ emissions by Konica Minolta's shareholding ratio (%) in those companies (number of shares held by Konica Minolta / number of shares issued).

* The annual amount of electrical consumption for office equipment is estimated based on the Typical Electricity Consumption (TEC Ver 2.0) value set by the International Energy Star Program, and for equipment for healthcare system it is estimated based on each product's specifications.

» Standards for Calculating Environmental Data

Environmental Data

Soil and Groundwater

Surveys and Measures Taken on Soil and Groundwater Contamination

Efforts regarding soil and groundwater contamination

Konica Minolta is striving to manage the state of contamination through regular monitoring, to facilitate cleanup, and to prevent the spread of contamination.

It conducts robust management through periodic observation at sites where soil or groundwater contamination has been identified in order to implement measures to ensure that the contaminants do not affect the surrounding environment.

The Group has organized a special team to manage remediation of polluted sites and to prevent the spread of contamination. Detailed surveys conducted under the team's supervision serve as the basis for developing countermeasures and examining suitable purification technologies.

The Group reports the results of its observations and remediation efforts to local government agencies.

Summary of Contaminated Soil or Groundwater at Operation Sites

Operation Site	Substances	Progress in Fiscal 2021
Tokyo Site Hino (Hino, Tokyo)	Fluorine, Boron, Mercury, Benzene, Lead	The Company has continued to periodically monitor groundwater at the site boundary and has confirmed that amounts of these substances do not exceed standards.
Tokyo Site Hachioji (Hachioji, Tokyo)	Hexavalent chromium	The Company has continued to purify groundwater and prevent dispersion by pumping water at the site. It has periodically monitored the groundwater and confirmed that there is no runoff of this substance from the site.
Kofu Site (Chuo, Yamanashi Prefecture)	Fluorine	The Company has continued to periodically monitor groundwater at the site boundary and has confirmed that amounts of fluorine do not exceed standards.
Mikawa Site, Western Zone (Toyokawa, Aichi Prefecture)	TCE*1	The Company has continued to periodically monitor groundwater and has confirmed that amounts of this substance do not exceed standards.
Sakai Site (Sakai, Osaka)	TCE, PCE*2, c-DCE*3, Boron, Lead, Arsenic, Cadmium	The Company has found that amounts of lead, arsenic, and cadmium do not exceed standards at periodically monitored wells. It continues to purify and prevent dispersion of other substances by pumping up water at the site.
Osaka Sayama Site (Osaka Sayama, Osaka)	TCE, PCE, c-DCE	The Company continues to pump water on site and use bio-barrier methods to purify and prevent dispersion of groundwater.
Konica Minolta Mechatronics Co., Ltd. Ueta Plant (Toyohashi, Aichi Prefecture)	TCE, c-DCE, Hexavalent Chromium	The Company has continued to purify and prevent dispersion of groundwater by pumping water at the site.
Konica Minolta Mechatronics Co., Ltd. Fuefuki Plant (Fuefuki, Yamanashi Prefecture)	TCE, PCE, c-DCE	The Company has continued to purify and prevent dispersion of ground water through pumping, permeable reactive barriers, and bio-barriers.
Konica Minolta Supplies Manufacturing Co., Ltd. Head Office (Kofu, Yamanashi Prefecture)	TCE, PCE, c-DCE	The Company has continued to monitor regularly groundwater at observation wells located on site.

*1 TCE: trichloroethylene

*2 PCE: tetrachloroethylene (perchloroethylene)

*3 c-DCE: cis-1,2-dichloroethylene (resolvent of TCE and PCE)

Environmental Communication

Provision of Product Environmental Information

▶ Konica Minolta's Approach	▶ Sustainable Green Products Certification System
▶ Saving Energy and Preventing Global Warming through Sustainable Solutions	
▶ Resource Conservation and Recycling of Products	▶ Management of Chemical Substances in Products
▶ Helping Restore and Preserve Biodiversity through Products	▶ Provision of Product Environmental Information

Environmental Labels

Actively providing environmental information about products through environmental labels.

Type I Environmental Labels

Type I environmental labelling refers to labels indicating that an independent certification body certifies that a product has a low environmental impact.

Blue Angel Mark

Launched in Germany in 1978 as the world's first environmental labeling system, the Blue Angel Mark is granted to certify products and services that have a small environmental impact. Since receiving the world's first Blue Angel certification in the field of copiers in January 1992, Konica Minolta has continued to receive certification for new products by clearing the certification bar each time it has been raised.



International Energy Star Program

Products that meet certain standards can be registered as Energy Star devices as part of an energy-saving program for imaging equipment that was implemented in 1995 through an agreement between the Japanese and U.S. governments. In fiscal 2021, models with the latest International Energy Star Program certification (*including equivalent models sold in the EU and Japan), accounted for 55.7% of sales of Konica Minolta's printers, MFPs and digital printing systems.



Eco Mark

The Eco Mark was established by the Japan Environment Association in 1989 as a standard environmental labeling system in Japan. Konica Minolta's basic policy is to obtain Eco Mark certification for all its office equipment.



EPEAT (Electronic Product Environmental Assessment Tool)

This is an environmental assessment system established with the objective of encouraging the market development and sale of environmentally preferable products. The Global Electronics Council (GEC) runs and registers certifications. The program began in 2006 with labels for computers, and expanded to include imaging equipment in 2013. Products are assessed on a total of 59 criteria that address the product's life cycle, including not only the reduction and ban of harmful substances and energy conservation, but also recycling services. Products are registered with an assessment of either gold, silver or bronze.



In October 2017, Konica Minolta expanded the scope of its certifications beyond the US and Australia and acquired Canada's EPEAT certification. Konica Minolta also received its first "gold" ranking in Australia's imaging equipment category.

In fiscal 2021, models with EPEAT certification (including equivalent models sold in the EU and Japan), accounted for 56.4% of sales of Konica Minolta's printers, multifunction printers and digital printing systems.

▶ [Information on EPEAT \(global site\)](#)

China Environmental Labelling

This is China’s environmental labeling program, introduced by the Chinese government in 1994. Konica Minolta continues to earn this certification for its IT office equipment.



EcoLogo

Established by the Canadian government in 1988, EcoLogo is one of the most widely respected environmental standard and certification systems in North America. Since earning EcoLogo certification for MFPs in the newly established Office Machines category ahead of the competition in 2009, Konica Minolta has been proactive in obtaining certification.



Hong Kong Green Label Scheme

This environmental standard and certification mark is run by the Hong Kong Green Council, a nonprofit organization. To be certified, products are required to meet stringent standards concerning the reduction of harmful substances and consideration for environmental impact throughout the product life cycle. In March 2011, Konica Minolta received certification for three color MFP models, and they became the first MFPs to be certified. Since then, the company has been obtaining certification for its products proactively.



Thai Green Label

Konica Minolta products have been awarded the Thai Green Label operated by the Thailand Environment Institute in the areas of printers (TGL-37-R1-12) and photocopiers (TGL-27-R3-13). The Thai Green Label was systematized in 1993, and it is a requirement under Thailand’s Green Public Procurement as a Type I environmental label based on ISO 14024, which started in August 1994.



Global Organic Textile Standard (GOTS)

In the past, there were many systems certifying textiles as organic. An international working group was formed to develop these into an integrated international standard, and this resulted in the establishment of the Global Organic Textile Standard (GOTS) in 2005. GOTS also sets safety standards for the ink used in textile products, and in fiscal 2014, Konica Minolta applied for registration of reactive dye ink as an ink that meets these standards, becoming the first Japanese manufacturer to be registered with GOTS.

Type II Environmental Labels

Type II environmental labeling verifies/certifies the environmental characteristics of a product according to a company’s own standards.

Konica Minolta Sustainable Solutions Certification System

Konica Minolta adopted its Green Products Certification System in fiscal 2011 to evaluate and certify products that have excellent environmental performance. The purpose of the system is to contribute to the reduction of customers’ and society’s environmental impact by creating environmental value in line with the Group’s business and product characteristics, while increasing profits. The company changed the system’s name to the Sustainable Green Products Certification System in fiscal 2017. In fiscal 2021, the Group shifted to the Sustainable Solution Certification System, which continues to assess products’ environmental value and their effect in reducing the environmental impact, and also recognizes the contributions that solutions make in resolving environmental and social issues.



› Sustainable Solutions Certification System

Type III Environmental Labels

Type-III environmental labeling provides information on the environmental impact of a product, based on quantitative measurement of environmental impact through the product's entire life cycle, from raw material procurement to production, sales, usage, disposal, and recycling.

Eco Leaf Environmental Label

The Eco Leaf Environmental Label is Type-III environmental labeling, and Konica Minolta has been disclosing environmental impact data concerning its office equipment under this label since 2002, the year when the system was started. Eco Leaf offers a system certification program whereby a third-party institution certifies that a company has mechanisms for the proper and effective gathering of environmental impact data. Konica Minolta has obtained this certification for its copier and printer businesses.



▶ [Eco Leaf Environmental Label](#)

Products Registered in the Green Purchasing Network

Konica Minolta has registered products that comply with Japan's Green Purchasing Law and the guidelines of the Green Purchasing Network (GPN^{*}) in the GPN's online database of environmentally friendly products, and discloses that information.

* Green Purchasing Network (GPN): A network of companies, governments, and consumers established in February 1996 to promote green purchasing initiatives.

Green Printing Certification

The green printing certification functions as a voluntary environmental standard for the printing industry by the Japan Federation of Printing Industries. Certification is granted to the printing plant and to the materials and equipment purchased by the plant. Konica Minolta has received certification for its products in the dry toner digital printer field of green printing materials and equipment category.

Recyclable Printing Materials

Recyclable Printing Materials are materials that do not interfere with the recycling of printed materials and are certified by the Paper Recycling Promotion Center. The purpose of such certification is to expand the use of waste paper, especially printed and information paper. The certification is also reflected in the determination standards for designated printing procurement items under the Act on Promoting Green Purchasing, overseen by Japan's Ministry of the Environment. Konica Minolta has been certified and registered in the area of recyclable dry toners.

Material Safety Data Sheets (MSDS)/Safety Data Sheets (SDS)

Konica Minolta provides Material Safety Data Sheets (MSDS) with information such as the substances contained in a product and handling precautions in order to facilitate the safe handling of chemical products. MSDS are also called Safety Data Sheets (SDS) to comply with international standards.

Article Information Sheets (AIS)

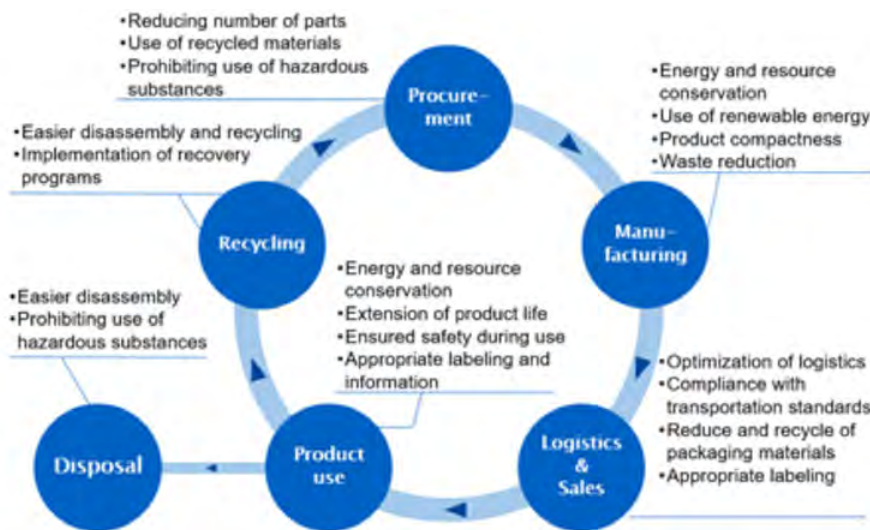
Konica Minolta provides documents with information such as the substances contained in a product and its handling precautions in order to facilitate the safe handling of articles that are not covered by MSDS, such as printing products.

Konica Minolta's Product Assessment System

Product assessment

When developing a new product, the Konica Minolta Group identifies the impact the product would have on the environment throughout its lifecycle, from its manufacture and distribution to its use and disposal, while setting evaluation criteria and carrying out assessments.

The Group sets targets in line with its own evaluation criteria for environmental impact, and carries out product assessments as part of its product commercialization flow. Only products whose status is checked and that have cleared the targets are sent to market. This rigorous process has ensured that Konica Minolta complies with the most recent environmental laws, properly manages hazardous chemical substances, improves the environmental performance of its products, and complies with various countries' environmental labeling schemes.



➤ Konica Minolta's Approach | ➤ Sustainable Green Products Certification System

| ➤ Saving Energy and Preventing Global Warming through Sustainable Solutions

| ➤ Resource Conservation and Recycling of Products | ➤ Management of Chemical Substances in Products

| ➤ Helping Restore and Preserve Biodiversity through Products | ➤ **Provision of Product Environmental Information**



Konica Minolta aims to help people live prosperous lives by reforming the way people work, leveraging its core imaging technology. In order to achieve this, the company promotes diversity and inclusion so that it can realize the full potential of its human resources, who are the source of new value, and creating organizations where individuals thrive. Konica Minolta is creating a corporate culture in which all employees feel motivated to live and work. The company is carrying out initiatives on responsibility and human rights along the supply chain to build a sustainable society.

▶ Human Capital

- › Basic Concept
- › Work-Style Reform
- › Developing Human Capital
- › Managing Occupational Safety and Health
- › Initiatives to Increase the Health of Employees
- › Promoting Reform of Corporate Culture and Communication

▶ Diversity

- › Basic Concept and Vision
- › Promoting Diversity, Equity and Inclusion
- › Promoting Women’s Workplace Participation
- › Utilizing Employee Experiences Gained Outside the Company and Abroad
- › Employment of People with Disabilities

▶ Customer Satisfaction and Product Safety

- › Basic Concept and Management System
- › Quality Policy
- › Achieving Top-Tier Quality and Reliability
- › Enhancing the Security of Products and Services
- › Creating New Quality Value
- › Providing Useful Products to Meet Social Needs

▶ Responsible Supply Chain

- › Basic Concept
- › Konica Minolta’s Approach
- › Konica Minolta’s Supply Chain Management
- › Implementing CSR Procurement
- › Practicing Responsible Minerals Procurement
- › Procurement Initiatives

▶ Human Rights

▶ Contributing to Society

- › Basic Concept
- › Health, Medicine and Sports
- › Environmental Actions
- › Scholarship, Research and Education
- › Disaster Relief and Volunteerism

> ESG data

Human Capital

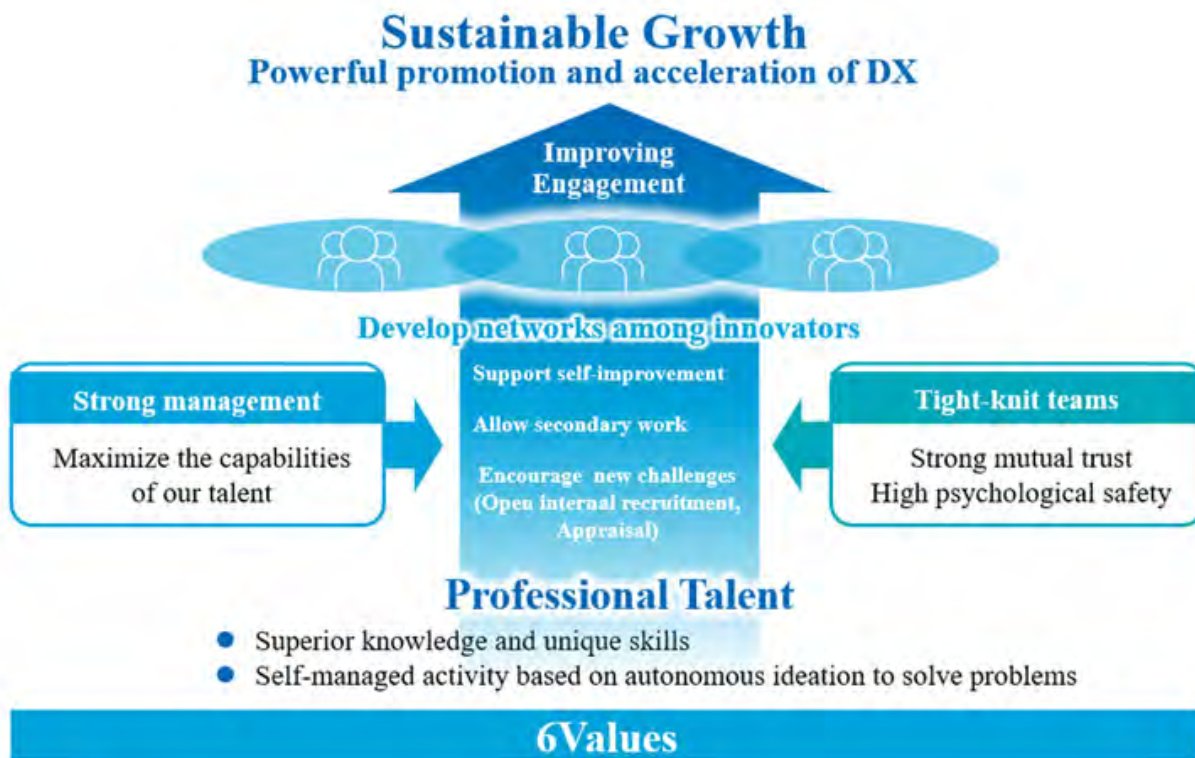
Basic Concept

▶ Basic Concept	▶ Work-Style Reform	▶ Developing Human Capital	▶ Managing Occupational Safety and Health
▶ Initiatives to Increase the Health of Employees		▶ Promoting Reform of Corporate Culture and Communication	

The Evolution to Professional Talent

With the accelerating spread of digital transformation (DX) globally, Konica Minolta has been transforming its business from a product-oriented approach to a service-oriented approach that leverages images and data, seeking to continue growing as a company that is needed by society.

The most important asset to firmly establish this is the Company's talent. In other words, what Konica Minolta looked for in talent in the past was the ability and skill to effectively utilize the assets of its product-oriented business, such as its production facilities. On the other hand, to develop a service-oriented business that leverages the power of digital technology, each employee must possess superior knowledge, expertise, and unique skills, understand individual customer issues, and act and think independently to solve problems in an environment without precedent; in other words, the Company's needs professional talent. To compete on a global scale in the DX era, Konica Minolta is pursuing a talent strategy that places the highest priority on how to bring out the uniqueness and individuality of each employee.



▶ Basic Concept	▶ Work-Style Reform	▶ Developing Human Capital	▶ Managing Occupational Safety and Health
▶ Initiatives to Increase the Health of Employees		▶ Promoting Reform of Corporate Culture and Communication	

Human Capital

Work-Style Reform

▶ Basic Concept	▶ Work-Style Reform	▶ Developing Human Capital	▶ Managing Occupational Safety and Health
▶ Initiatives to Increase the Health of Employees		▶ Promoting Reform of Corporate Culture and Communication	

Click to jump to the corresponding section in this page

- ▼ Konica Minolta's Approach ▼ Expanding the System for Creating Innovation
- ▼ Expanding the System for Work-Life Balance

Konica Minolta's Approach

Background and Issues

Konica Minolta recognizes that it must utilize the full potential of its employees to achieve its goal of transforming itself into a digital company with insight into implicit challenges. Konica Minolta understands the need for work-style reform that allows all employees to demonstrate their full potential.



Vision

Konica Minolta is moving forward with work-style reforms in many areas, including operational processes, human capital utilization, roles and authority, systems, and environmental measures. In so doing, the Company is seeking to improve the job satisfaction, work fulfillment, and team-based labor productivity of every employee. In a business environment where unprecedented changes continue to occur, Konica Minolta will continue to promote the creativity and innovation that is the source of competitiveness.



- ### Key Measures
- Preparing operational and workplace environments
 - Reforming operational processes
 - Making the most of diverse talent

Expanding the System for Creating Innovation

Permitting Employees to Pursue a Second Job or Work Concurrently, and the Introduction of a Job Return System

In 2017, Konica Minolta, Inc. introduced a program that permits employees to take on a second job or work concurrently to promote innovation. At the same time, the Company also introduced a Job Return System to increase employee diversity. The first measure helps to meet the needs of employees who want to start their own businesses while still working at Konica Minolta, and those who want to enhance their skills in areas such as IT and programming. This program is expected to become a starting point for creating innovation, by making full use of employee knowledge and skills that can be gained through work experience outside the Company. The Job Return System provides opportunities for reinstatement to employees who have left the Company due to personal circumstances such as child rearing or nursing care of a family member, or those who leave in order to study abroad or change occupations with the goal of career advancement. In addition to utilizing the knowledge and experience cultivated by such employees before leaving the Company, Konica Minolta expects to also make full use of the knowledge, personal contacts and experience gained by such employees during their time away.

Expanding the Remote Work System

Konica Minolta is working diligently to reform work styles. One key element of this effort is enabling employees to work without being tied to a single location. In April 2017, Konica Minolta, Inc. launched a remote work system for all employees. The remote work system is also being expanded at its sales companies in and outside of Japan.

As part of this expansion, Konica Minolta has taken steps to set up a work environment for employees, such as replacing computer workstations with PCs that can be taken home, introducing ways to save files in the cloud and access internal systems from outside company premises, and introducing Web-based meeting systems.

These preparations in the work environment enabled the company to respond smoothly to the need to rapidly expand remote work starting in spring 2020.

On the other hand, in-person communication is effective in building relationships with other departments and for gaining insight, learning, and creating new business ideas, and we are promoting the use of revised office layouts and collaboration spaces.

Expanding the System for Work-Life Balance

Finding ways to help employees balance work and childcare responsibilities

As part of its support for employees' work-life balance, Konica Minolta, Inc. strives to provide an environment in which employees can focus on work and perform to the best of their abilities with peace of mind, even while raising children. In recognition of its activities, Konica Minolta received Platinum Kurumin certification from Japan's Ministry of Health, Labour and Welfare in August 2017.



Support for Women Balancing Childcare and Career Goals

The childcare leave system at Konica Minolta, Inc. has steadily taken root since its introduction in 1992, and the leave acquisition rate is now 100%. The rate of employees returning to work after childcare leave is also steady at 100%. In response to the concern of daycare waiting lists, employees with infants are able to take childcare leave until the child reaches the age of 2 years and 3 months, so that even babies born in February or March have two opportunities to get into daycare in the usual registration month of April. Moreover, the company provides salary assistance during a childcare leave period that exceeds the term of childcare leave benefit payment.

In addition to "flexitime" and "hourly leave," after returning to work from childcare leave and until the child graduates from elementary school, employees of any gender can choose from a variety of work options including shortened working hours, working from home, and remote work regardless of gender. This allows them to continue building their career according to their family circumstances and their own approach.

Contents	Message from the CEO	Message from Corporate Vice President	Basic Approach and Systems for Sustainability Management	Sustainability Strategy	Material Issues	Activity Report		
						Environment	Social	Governance
Evaluation by External Parties	Stakeholder Engagement	Participation in Initiative	ESG Data	List of Policies	External Assurance	Guidelines Index	Reporting Policy	

Efforts to Promote Childcare Participation by Men

In addition to the childcare leave, which male employees are eligible to take until their child is two years and three months old, men who are expecting a child can also take a total of five days of paid paternity leave within one month before or after the baby's due date.

After reinforcing educational activities for eligible employees and their supervisors and creating and distributing childcare leave handbooks (including an explanation of the system, procedures, etc.), the parental leave utilization rate by eligible men was 45% in fiscal 2021.

Payment of a "Next-Generation Fostering Allowance"

Konica Minolta, Inc. established a "next-generation fostering allowance" in fiscal 2012, replacing its family allowance and housing allowance. This provides monetary benefits to employees raising children under the age of 18 to support employees in the child-rearing generation. Employees are eligible to receive subsidies for some of the fees for nursery school and daycare center use through the "Cafeteria Plan System." Furthermore, in fiscal 2008, the Company expanded the eligibility for using accumulated paid leave to include reasons such as infant care, or staying home with a child when school is canceled.

See [Social Data](#) in [ESG Data](#) for details on use of the work-life balance support system.

- ▶ [Basic Concept](#) | ▶ [Work-Style Reform](#) | ▶ [Developing Human Capital](#) | ▶ [Managing Occupational Safety and Health](#)
- ▶ [Initiatives to Increase the Health of Employees](#) | ▶ [Promoting Reform of Corporate Culture and Communication](#)

Human Capital

Developing Human Capital

▶ Basic Concept	▶ Work-Style Reform	▶ Developing Human Capital	▶ Managing Occupational Safety and Health
▶ Initiatives to Increase the Health of Employees		▶ Promoting Reform of Corporate Culture and Communication	

Click to jump to the corresponding section in this page

- ▼ Konica Minolta's Approach ▼ Human Resource Development
- ▼ A Personnel System Designed to Promote Human Resource Development ▼ Evaluation by External Parties
- ▼ Establishment of a Global HR Organization

Konica Minolta's Approach

Background and Issues

Nowadays, companies the world over are competing to create new services by leveraging big data with AI and ICT technologies. Konica Minolta, too, is aiming to become a digital company with insight into implicit challenges, the key to which is the transformation of human capital.

The Company recognizes that it must first accurately ascertain the needs of customers and society. Then, based on those needs, it must systematically and continuously develop professionals that can create and provide the kind of innovative value that is unique to Konica Minolta.



Vision

To create innovative value, every person has to thrive as an individual and professionals holding diverse views must engage in uninhibited discussions.

The Company's human resources development vision is to empower people who can drive reform, feel a strong sense of ownership and complete projects to the end. Other highly prized qualities include ingenuity, the ability to engage partners, and the ability to create customer value. Konica Minolta wants to develop "business athletes" who can compete globally. This transformation of individuals as a professional will drive the transformation of the Company.



Key Measures and KPIs

- Systematically train employees with leadership skills by selecting young people early and reinforcing the pipeline for women officer candidates
- Provide global training for leaders who can meet customer needs with digital solutions (DX leaders) and finish assignments to global DX leadership positions by fiscal 2022

	Result		Target	
	FY 2020	FY 2021	FY 2021	FY 2022
Strategic assignment of managerial candidates (%) (percentage of talent assigned to strategic leadership positions)*1	70	98	100	100
Number of DX leaders trained (people)*2	-	24	27	40

*1 Percentage of employees assigned to strategic leadership positions

*2 DX leader: Leaders who can meet customer needs with digital solutions

Human Resource Development

Konica Minolta is focused on training employees to drive business growth.

In order to overcome the difficult competitive environment, Konica Minolta is training employees who can drive sustainable business growth by creating innovation.

Systematically Training Next-Generation Leaders (Implementation of Succession Planning)

Training leadership personnel systematically is essential to support the sustainable growth of the Company as it pursues digital transformation.

Particularly pressing issues include selecting young employees earlier, strengthening the pipeline for women director candidates, and establishing a specific plan for training candidates.

Konica Minolta addresses these challenges by providing regular opportunities for the President and CEO and top management to review talent in all businesses.

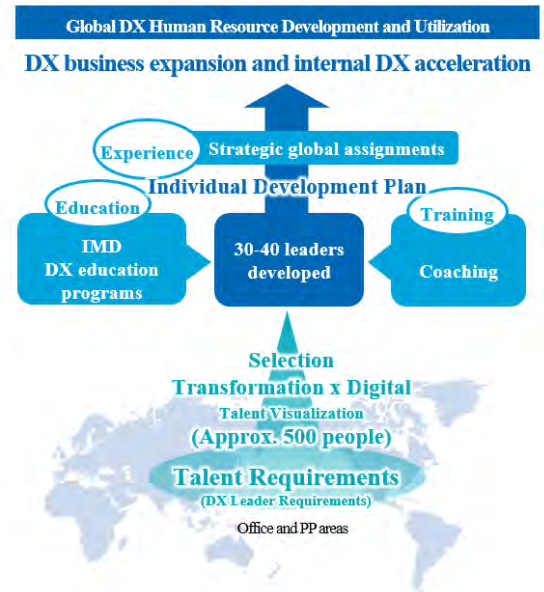
Through these reviews, the Company is elucidating the organizational issues in each business at present and those anticipated in three to five years, as well as identifying the employee criteria for the leadership positions that will be required. Both medium-term and long-term candidates are then listed, and an HR development plan is drafted. Top management is committed to seriously discussing issues such as the early selection of young employees who can lead the next generation and the encouragement of performance among women to capitalize on diverse talent.



Raising up Global DX Leaders

Konica Minolta believes it is essential to orchestrate expert organizations and expand on a global scale the training of leaders who can meet the needs of customers with digital solutions. Accordingly, in training, the Company stipulates the requirements for DX leaders, thereby sourcing and identifying the global candidates for these positions, and then implements education programs in collaboration with external education institutions and provides individual coaching given by officers.

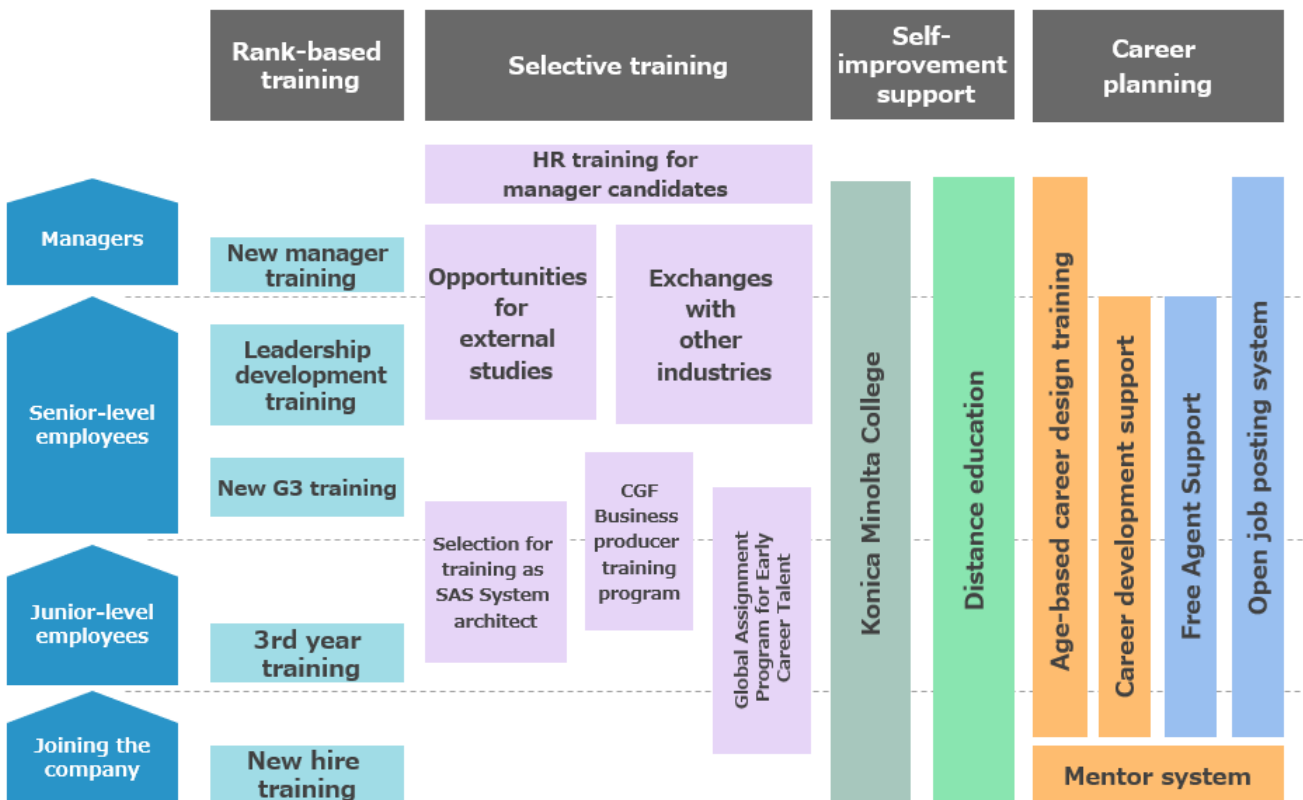
In fiscal 2021, Konica Minolta will focus first on the digital workplace field and expand the DX business with strategic global assignments. Moving forward, we will accelerate our development of global leaders by expanding the scope of businesses covered by the program to all business operations.



Developing a Human Capital System

As the foundation of its OJD*, Konica Minolta, Inc. enhances its impact by providing rank-based training tailored to changes in roles and positions, as well as a range of training programs to raise knowledge and skills. In addition, the Company has established a support system to promote self-driven growth. Specifically, we have introduced a support system that provides referrals to recommended outside educational institutions and subsidizes the cost of attending educational programs of the individual's choice. A total of approximately 8,600 employees took advantage of such educational programs in fiscal 2021, and the total time they spent was approximately 47,000 hours (excluding e-learning).

* OJD: A variation of on-the-job training (OJT), OJD refers to the development of abilities while facing real-life work challenges, under the guidance of a superior.



Business Producer Development Program (CGF)

Konica Minolta, Inc. implements a program (CGF) that aims to train business producers who can achieve robust business growth. The Company carefully selects young employees with the desire to solve social issues through the creation of new value, and in fiscal 2021, 15 employees who joined in the tenth fiscal year of the program took part in the activities. As part of the training curriculum, the young employees who participate in the program work on creating new businesses while refining their skills together. This is not a pre-existing program, but is actually a curriculum that was entirely created by Management Committee members who are passionate about training the employees selected from a wide range of fields within the Company. In light of this, CGF plays a major role as an opportunity for interaction and refinement across the workplace, specialties and generations.



Brainstorming new business ideas

System to Develop and Certify ICT Personnel

Konica Minolta, Inc. has implemented an internal training program to develop ICT personnel who can leverage IT and digital technologies to provide added value from the customer's perspective. The ICT Personnel Skills Certification System has been put in place to certify and register skill levels, from beginner to expert, based on the Company's definitions of human capital, such as Data Scientist.*1 A training curriculum has been developed at each level. In fiscal 2021, 218 Data Scientists, 56 Product Owners,*2 and 10 IT Architects*3 received skill certifications.*4

- *1 Data Scientist: Personnel who can identify decision-making and workflow issues by reviewing various types of data and then establish solutions
- *2 Product Owner: Personnel well versed in both business and software technology who can maximize return on investment in software development
- *3 IT Architect: Personnel who are responsible for realizing the processes and architecture for providing IT services to customers
- *4 KM (Konica Minolta) System Architect: Mainly designs cloud infrastructure, system configuration, and application architecture. No registrations in 2021

Konica Minolta College

This educational program is open to all Konica Minolta employees, with class enrollment available through the Group's intranet system. The college currently offers over 150 courses, covering areas from business skills to expert skills, e-learning topics and distance education. These courses can help employees acquire knowledge of Konica Minolta's technologies and other cutting-edge technologies as well as critical business skills.



Konica Minolta College

Global Assignment Program for Early Career Talent

Konica Minolta, Inc. has a short-term training program that allows early-career employees to go abroad to learn at sales companies and world-class business schools. By practicing leadership and interacting with others possessing diverse values, these employees can improve and expand their outlook, which helps them to succeed on the global stage. The aim is to develop leaders early in their careers.

To date, 122 young employees have participated in this program. Since the end of the program, they have been using these experiences to contribute to the business. Although dispatching of students was put on hold in fiscal 2020 and 2021 due to the impact of COVID-19, we continued to offer practical English learning programs and programs for gaining knowledge and skills required for working abroad to those who would have been dispatched during that time. While the program was only intended for employees working in Japan, in fiscal 2022, we are expanding its scope to include the dispatch of employees from overseas affiliates to the head office in Japan, and from overseas affiliates to affiliates in other countries, and we expect these steps to help develop young executive candidates on a global scale.



Participant taking part in a trade show exhibit

A Personnel System Designed to Promote Human Resource Development

Assessment and Treatment System

To create an organization that continues to provide customers with new value, Konica Minolta, Inc. expects each employee to possess superior knowledge, expertise, and unique skills befitting a true professional, and to act and think independently to solve problems. In order to accelerate employee development, the Company revised its personnel assessment and treatment system for general employees, introducing a system that will highly evaluate talented personnel who act in accordance with the Konica Minolta Philosophy and take on the challenge of pursuing ambitious goals without fear of failure, and a system to evaluate employees who take on challenges, regardless of the outcome.

Please note that, since the merger, seniority has not been considered in determining employee treatment. Instead, skills and results are evaluated fairly and reflected in promotions and salary increases.

Furthermore, to create stronger leaders to drive our professional human resources, we have revised our definition of management positions in April 2022 and have decided to make the existing single-track management system multilinear by positioning traditional management positions as "Empowerment Leaders" and "Experts."

Open Job Posting and Free Agent Systems

As a complement to the Group's company-led system of personnel assignments, Konica Minolta, Inc. has introduced the Internal Open Job Posting System and the Free Agent (FA) System, which encourage employees to request transfers to new positions on their own. These systems will help produce employees willing to undertake new positions in building their own careers and create a corporate culture that respects the desire to challenge oneself in new ways.

The Internal Open Job Posting System, which allows employees to apply for open positions posted by departments looking for personnel, will be expanded into a system that covers not only Japanese but also global human resources.

The Free Agent (FA) System allows employees wishing to take on the challenge of a new type of job or department to post their application on the intranet. Departments with open positions review the employees' posts, call promising candidates in for interviews, and if both the department and the employee agree, the employee is transferred to the new job.

With these two systems in place, Konica Minolta continues to facilitate the fluid movement of talented personnel across the Group and to support employees' self-determination in shaping their own careers.

Evaluation by External Parties

Awarded Silver Medal at the National Abilympics

Employees with disabilities who work for Konica Minolta With You, Inc., a special subsidiary of Konica Minolta, Inc., were awarded the Silver Medal for representing Tokyo in the PC data entry skills competition at the 41st National Abilympics (vocational skills contest for persons with disabilities) held in December 2021.

The medal-winning employees, who regularly use computers for data entry, decided to participate to improve their work skills and test their abilities. As a result of improving themselves both in and outside of working hours, they were awarded the Silver Medal.

Establishment of a Global HR Organization

Konica Minolta, Inc. has set up a global human resources organization to develop personnel around the world and put the right people in the right positions. The aim is to realize a corporate group that continually provides new value to customers worldwide. The global human resources organization seeks to collaborate with senior management and relevant departments in order to promote individual skills and the capabilities of the entire Group. Various measures are being implemented such as the visualization of talent at a global scale, preparing individual career development plans, as well as assigning work based on individual career development plans, performing global job rotation, improving employee engagement and providing training opportunities in and outside the Company. A remuneration system is also being introduced to further motivate employees.

Human Capital

Managing Occupational Safety and Health

▶ Basic Concept	▶ Work-Style Reform	▶ Developing Human Capital	▶ Managing Occupational Safety and Health
▶ Initiatives to Increase the Health of Employees		▶ Promoting Reform of Corporate Culture and Communication	

Click to jump to the corresponding section in this page

- ▼ Konica Minolta's Approach ▼ Occupational Safety and Health Management System
- ▼ Preventing Accidents During Working Hours ▼ Providing Safety Training ▼ Strengthening Safety Management

Konica Minolta's Approach

Background and Issues

Workplace accidents put employee safety at risk. They can also affect the neighboring environment, and if serious enough, they can threaten business continuity. Konica Minolta recognizes that preventing workplace accidents and creating workplaces where employees can work safely and confidently is a critical management issue.



Vision

Konica Minolta believes that the foundation of corporate management lies in the maintenance and promotion of workplace safety and health for every employee. The company aims to build a healthy, safe and supportive workplace environment by implementing occupational safety and health initiatives that emphasize daily preventive actions.



Key Measures and KPIs

Preventing occupational accidents

KPIs	Results		Target	Target year
	FY2020	FY2021		
Serious accidents*1	0	0	Maintain 0 each fiscal year	FY 2022
Major business losses caused by serious accidents (yen)	0	0	Maintain 0 yen each fiscal year	FY 2022

*1 Serious accidents:

- (1) Death, disease requiring a long recovery period (or the possibility thereof), an injury resulting in a disability (or the possibility thereof), or a specific contagious disease
- (2) An accident resulting in the death or injury of three or more workers during work at one point or the contraction of a disease (including accidents not accompanied by lost worktime)

Improvement of the Frequency Rate of Lost-Worktime Injuries

Frequency rate of lost-worktime injuries* in the three-year period of the Medium-Term Business Plan:

FY2017-2019: 0.1 or less

FY2020-2022: Reduce to 0.15 or less by Fiscal 2022

(By backcasting from a goal of 0.1 or less by 2030, a new plan was prepared and a revised target value was set.)

KPI	Benchmark	Result		Target		
	Average in FY 2017-2019	FY 2020	FY 2021	FY 2021	FY 2022	FY 2030
Frequency rate of lost-worktime injuries	0.23	0.17	0.19	0.19	0.15	Less than 0.10

* Frequency rate of lost-worktime injuries: The number of persons absent from work per one million total actual working hours for current employees

See also [Social Data](#) in [ESG Data](#) for information on previous years.

Occupational Safety and Health Management System

The Konica Minolta Group's occupational health and safety initiatives and activities are guided by the Konica Minolta Occupational Safety and Healthcare Policy. The Occupational Safety and Health Management Regulations, established in accordance with this Konica Minolta Occupational Safety and Healthcare Policy, aim to ensure the health and safety of everyone working in the Group (officers, employees, contract employees, employees dispatched from an agency, and part-time employees) as well as Group service providers (staff contracted from other companies and commissioned businesses providing services within the Group).

» [Konica Minolta Occupational Safety and Healthcare Policy](#)

The Konica Minolta Group's safety and health management system is shown in the figure below. Appointed by the President and CEO of Konica Minolta, the Group Safety and Health Manager recommends the appointment of the persons responsible for safety and health promotion in each business division, as well as the Safety and Health Committee members at each site. Group meetings of persons responsible for safety and health, including an industrial physician, are held, and policy decisions and progress checks are made on measures to promote health and safety. In addition, the Group Safety and Health Manager regularly performs internal audits of activity plans and progress at each site and group company, when necessary, such as after an accident, and provides instructions for improvement.

Each site in the Konica Minolta Inc. and group companies in Japan have established a Joint Labor-Management Safety and Health Committee that meets once a month as an organization to promote enhancement of occupational safety and health. The committee is composed of, in accordance with the law, a general health and safety manager, a safety manager, a health manager, and an industrial physician as well as members from the Company and labor union. Half of the members are appointed based on the labor union's recommendations. In addition, safety and health management in business promotion is carried out in the form of a Safety and Health Promotion Committee in each business division. When major safety and health problems or concerns are identified, they are reported immediately to the Group Safety and Health Manager and instructions for correction and countermeasures are issued to the Group Safety and Health Management Secretariat. The Secretariat considers/examines the content and works with the relevant division to implement it and then disseminate it throughout the Group.

In addition, the Company has a complaint handling system concerning occupational health and safety. The system involves the Safety and Health Committees and the Safety and Health Promotion Committees interviewing employees concerning incidents, information concerning defects and improvement proposals. Approximately 50 people across the entire Group are engaged as full-time staff for occupational safety and health.



Konica Minolta Group Occupational Safety and Health Management System

All group companies in Japan and the Group's main production companies outside Japan have adopted an occupational safety and health management system. Some group companies have obtained external certification, ISO 45001. Even companies that have not obtained external certification run and manage safety and health activities in line with their own systems based on the Ministry of Health, Labor and Welfare's Guidelines on Labor, Safety and Health Management Systems, which comply with the ILO Guidelines on occupational safety and health management systems. Of the entire group worldwide, four companies have acquired external certification, representing 12% of the total number of employees (as of March 31, 2022).

The management system targets employees, including temporary employees, but Konica Minolta asks that subcontractors stationed on site and contractors cooperate with safety and health activities through regular safety and health liaison meetings held by site health and safety committees.

Legal compliance management for management systems covers the following Japanese laws and regulations: the Industry Safety and Health Act and related regulations (Ordinance on Industrial Safety and Hygiene, Ordinance on Health Standards in the Office, Ordinance on the Prevention of Organic Solvent Poisoning, etc.), the Labor Standards Act and related regulations (Ordinance of Labor Standards for Women), and other safety and health-related laws (Fire Defense Law, High Pressure Gas Safety Act, Poisonous and Deleterious Substances Control Act, etc.).

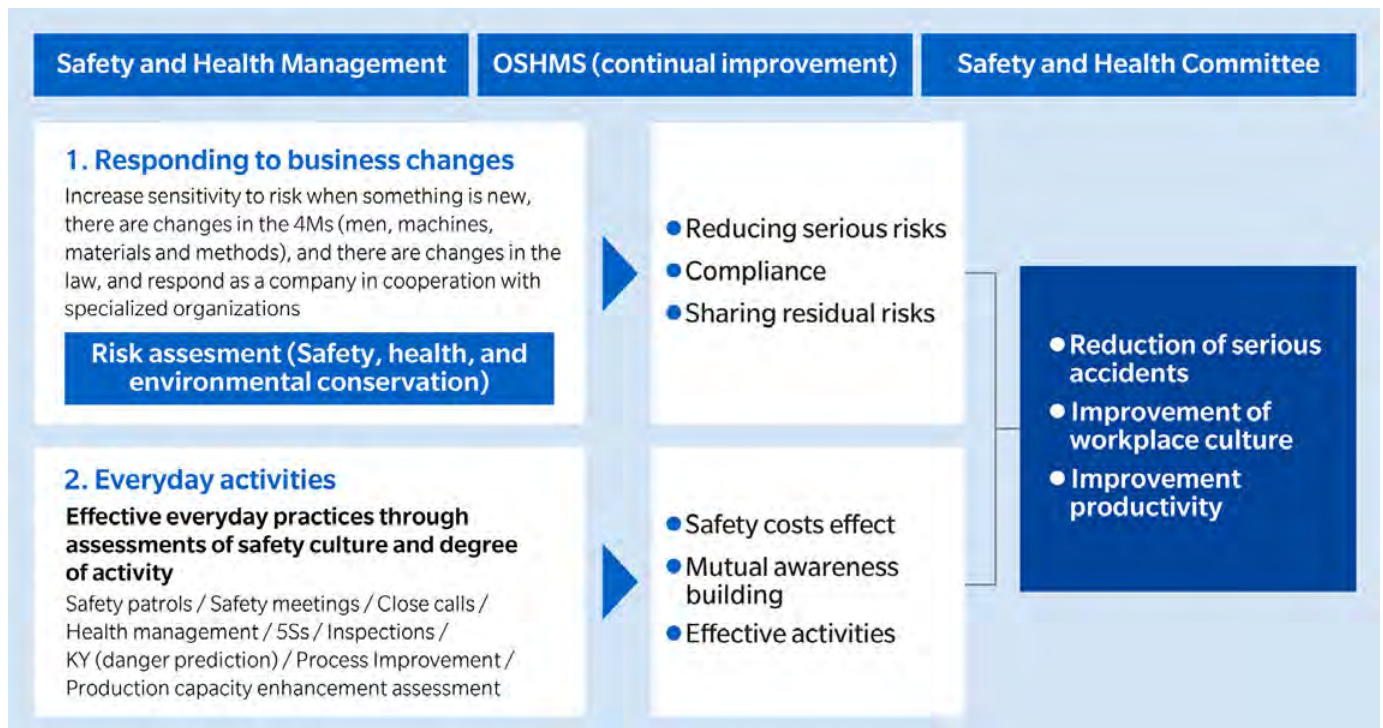
Externally Certified Health and Safety Management Systems in the Konica Minolta Group

Company	Date	Valid through	Standard
Konica Minolta Optical Products (SHANGHAI) Co., Ltd.	Nov. 10, 2009	Mar. 11, 2024	ISO45001:2018
Konica Minolta Business Technologies (Dongguan) Co., Ltd.	Aug. 13, 2020	Nov. 27, 2024	ISO45001:2018
Konica Minolta Opto (Dalian) Co., Ltd.	Dec. 8, 2020	Dec. 7, 2023	ISO45001:2018 GB/T45001-2020
Konica Minolta Business Technologies (Malaysia) Sdn. Bhd.	Jan. 16, 2015	Jan. 15, 2024	ISO 45001:2018

Preventing Accidents During Working Hours

Strengthening and Continuously Carrying Out Risk Reduction Efforts to Prevent Occupational Accidents

During the three-year period of the Medium-term Business Plan (FY2020-2022), the Group will implement a variety of measures to prevent accidents from occurring during working hours, with the goal of reducing the frequency rate of lost-worktime injuries to 0.15 or less by 2022. With the occupational safety and health management system (OSHMS) and the organization of safety and health committees serving as the cornerstones, the Group works through the PDCA cycle, focusing on risk assessment to deal with business changes and daily activities that create a culture of safety in which the company, organizations (divisions) and individuals work together.



Konica Minolta's Safety and Health Initiatives

As a rule, any accidents that occur within the Konica Minolta Group are recorded in an accident database system within 24 hours, and the information is shared.

In fiscal 2021, there were no serious accidents.*¹ However, there were 10 accidents causing absence from work (involving 5 men and 1 woman in Japan and 3 men and 1 woman outside Japan). The frequency rate of lost-worktime injuries*² was 0.21 in Japan and 0.17 outside Japan, for a total of 0.19. The severity rate of accidents causing absence from work*³ was 0.0031 in Japan and 0.0066 outside Japan, for a total of 0.0046.

According to the Survey on Industrial Accidents by Japan's Ministry of Health, Labor and Welfare, the average frequency rate of lost-worktime injuries in fiscal 2021 was 1.31 in the Japanese manufacturing industry, and was 0.54 in the Japanese electrical machinery and equipment manufacturing industry. Konica Minolta has been maintaining a rate below this industry average.

*1 Serious accidents:

1. Death, disease requiring a long recovery period (or the possibility thereof), an injury resulting in a disability (or the possibility of a disability thereof), or specific contagious diseases
2. Accidents that cause three or more employees at one time to suffer on-the-job death, injuries or diseases (including accidents that do not cause absence from work)

*2 Frequency rate of lost-worktime injuries: The number of persons absent from work per one million total actual working hours for current employees

*3 Severity rate of accidents causing absence from work: The total number of days absent from work per 1,000 total actual working hours for current employees

See also [Social Data](#) in [ESG Data](#) for information on previous years.

Providing Safety Training

The Konica Minolta Group conducts grade-specific employee education both in Japan and overseas. Safety training is provided for all employees at the time of recruitment or task modification, as well as safety training for newly appointed assistant managers and managers, respectively.

In each workplace concerned, the Company conducts training in hazardous materials safety based on the Fire Service Act, training in high-pressure gas safety, training in machinery and equipment safety, and so on. Safety training is also given for especially high-risk work, covering topics such as preventing fires, explosions and forklift accidents.

Safety Mental Refresh Education

Beginning in fiscal 2017, Konica Minolta began offering a short (five minutes per session) "refresh" course to remind employees to be aware and take the initiative to protect their own body, and the Company will continue to provide this training. In fiscal 2021, this "refresh" course was given in a monthly e-learning format to around 10,300 employees of Konica Minolta, Inc. and Group companies in Japan, with 87% of employees taking the course in the first half of the fiscal year and 90% in the second half.

At the production companies in China share information on accidents that have occurred in the Group using materials that have been translated into English and Chinese. Countermeasures are carried out for every issue to prevent accidents from occurring. In addition, companies also provide education based on video materials—case studies on accidents that have occurred in the Group created by the safety personnel—as part of the sites' ongoing efforts to raise safety awareness.

Safety Dojo Education

Safety Dojo is an initiative that it began in fiscal 2014, primarily at production sites outside Japan, with the purpose of preventing accidents by allowing employees to experience the fear of accidents through simulated experience of mock accidents involving being dragged into rotators, pulled into V belts, or caught in cylinders. The program was rolled out throughout Japan in fiscal 2017, and it was implemented at all production sites in Japan in fiscal 2018. This initiative was continued in fiscal 2019, and a new realistic training program using virtual reality technology that provides a virtual experience of danger was launched. Following its launch in Japan, it is being expanded to manufacturing plants in China starting in fiscal 2021.

Initiatives to Share Near Misses (Voluntary Activity)

In fiscal 2017, each site in Japan made and shared maps of dangerous spots near the site, as indicated by employees, with the aim of eliminating commuting accidents. Having done so, some sites were able to reduce the number of commuting accidents to one-tenth that of the number in fiscal 2016. The results of this activity were announced at the 76th Japan National Industrial Safety and Health Convention in fiscal 2017.

In fiscal 2018, an online questionnaire database into which employees can enter information was used to share dangerous spots on worksite premises (stairs, corner blind spots, etc.), and the information was then used in countermeasures.

This initiative continued in fiscal 2019 in order to help reduce accidents while walking onsite (tumbling over or falling down stairs, etc.) and commuting. Since fiscal 2020, remote work continued due to COVID-19, and e-learning was implemented to provide education on safety when working from home.

Strengthening Safety Management

Strengthening Safety Management through the Konica Minolta Group's Globalization and by Responding to Business Changes

Accidents involving explosions at Konica Minolta Supplies, Inc.

On July 6 and August 12, 2021, dust explosions occurred at the Tatsuno Plant of a Group company, Konica Minolta Supplies. Although no employees were injured nor any other casualties reported, the accidents caused inconvenience to the many people concerned, including impacts on local community safety and on product supply. As a result of an investigation that included objective advice from a third-party organization, it was determined that the dust explosion was most likely caused by static electricity generated in the secondary drying process in the toner production process. A risk assessment was conducted by experts, including at the company's Kofu Plant, which uses a similar process, and production was resumed after switching to a new production process.

Strengthening Risk Assessment (Reviewing System and Structure)

Since fiscal 2016, the Group has developed and continued a company-wide system to conduct risk assessments when new equipment, chemical substances, personnel or procedures are introduced or when 4M changes are made. These are conducted from a comprehensive perspective, including employee safety and health, fire and explosion accidents, and environmental impact.

However, since the two explosions mentioned above occurred, the Group analyzed the situations, down to the root causes. As a result, the Group concluded that it was necessary to eliminate omissions in the identification of risks and their variables, and that strengthening risk assessment was the key to achieving this. In order to prevent major fires and explosions from ever occurring again within the Group, as a specific action, we are conducting a major review of the organizational structure for promoting risk assessment, implementation flow, implementation procedures, guidelines, forms, etc., with reference to the opinions of experts inside and outside the Group.

Safety Management Indicator

In fiscal 2017, the Konica Minolta Group adopted "Unsafty Marks" as a new safety management indicator tailored to Konica Minolta's business operations. It was created with reference to the best practices of leading manufacturers in terms of safety. Each accident including not only those causing absence from work but also those not causing absence from work, commuting accidents and even fires and explosions, is assigned a numerical value based on the type and severity. The values for all the accidents are then totaled to obtain a score for the safety level of a site. Low Unsafty Marks indicates a high level of safety. The purpose is to use this indicator to identify and analyze the causes of accidents, in order to help prevent accidents from occurring or reoccurring.

In fiscal 2020, the Group as a whole achieved a 30% reduction of Unsafty Marks, using the average of Unsafty Marks of accidents occurred from fiscal 2017 to 2019 as a benchmark. However, in fiscal 2021, although the Group worked toward a 36% reduction, the result was 7% increase due in part to the explosion accident. In fiscal 2022, the target will be reestablished and managed under new plans and measures.

Council of Personnel Responsible for Safety in Asia

Top management from production and development companies in China and Malaysia are members of the Council of Personnel Responsible for Safety in Asia, which meets twice a year to address employee safety. The Council discusses issues and decides upon policies and measures for improvement in order to promote occupational safety.

Contents	Message from the CEO	Message from Corporate Vice President	Basic Approach and Systems for Sustainability Management	Sustainability Strategy	Material Issues	Activity Report		
						Environment	Social	Governance
Evaluation by External Parties	Stakeholder Engagement	Participation in Initiative	ESG Data	List of Policies	External Assurance	Guidelines Index	Reporting Policy	

Creating a Culture of Safety: Reinforcing Initiatives with Company, Organizations and Individuals Working as One

Konica Minolta recognizes that measures to improve individuals' safety awareness and bottom-up measures alone are not enough to reinforce a culture of safety. In order to foster a culture of safety, the company, organizations (divisions) and individuals are all working together to strengthen initiatives.

1. The Company, for its part, is sharing a message highlighting top management's strong commitment to safety with employees (the Group Safety and Health Manager delivers an annual message to all Group employees, as do the heads of each division to that division's employees).
2. The organizations (divisions) promote safety activities at the organization level, led by all managers and held once every quarter.
3. For individuals, measures are taken to ensure that individuals become accustomed to taking safety action independently through e-learning and education programs that provide a virtual experience of danger (using virtual machines and virtual reality technology).

-
- ▶ [Basic Concept](#) | ▶ [Work-Style Reform](#) | ▶ [Developing Human Capital](#) | ▶ [Managing Occupational Safety and Health](#)
 - ▶ [Initiatives to Increase the Health of Employees](#) | ▶ [Promoting Reform of Corporate Culture and Communication](#)

Human Capital

Initiatives to Increase the Health of Employees

▶ Basic Concept	▶ Work-Style Reform	▶ Developing Human Capital	▶ Managing Occupational Safety and Health
▶ Initiatives to Increase the Health of Employees	▶ Promoting Reform of Corporate Culture and Communication		

Click to jump to the corresponding section in this page

- ▼ Konica Minolta's Approach
- ▼ Promoting Sound Management through the Fostering of a Culture Committed to “Health-First”
- ▼ Minimizing the Number of Persons with Health Risks ▼ Measures to Address Overwork
- ▼ Promoting Health through Visualization of the Level of Employees’ Health ▼ Supporting Women’s Health
- ▼ Measures to Prevent the Spread of the Novel Coronavirus ▼ Evaluation by External Parties

Konica Minolta's Approach

Background and Issues

Konica Minolta recognizes that ensuring employees' mental and physical health and linking this effort to improved productivity and performance are critical management issues, given the growing social issues of a higher risk of lifestyle diseases and people having to leave work due to mental health issues.



Vision

Konica Minolta recognizes that employee health is the foundation of everything else it does. This is why the company works so hard to realize the full potential of human resources, while building workplaces where all employees can maintain good physical and mental health and continue to work with vitality—thereby raising employee capacity and laying the groundwork for sustainable growth. Konica Minolta accomplishes this by fostering a “health-first” culture and practicing sound safety and health management.



Key Measures and KPIs

Safe and comfortable workplace (company) in which employees can work with motivation

In addition to improving both physical and mental health for individual employees, Konica Minolta's efforts to quantify and improve the organization's health score starting in fiscal 2020 is driving the Company's sustainable growth.

Organization's Health Score

	Results		Targets	
	FY 2020	FY 2021	FY 2021	FY 2022
Rate of reduction of Level 4 workplaces (%) *1	38	69	30	50
Percentage moving to higher level of organizational health (%) *2	-	5.1	5	10

*1. The rate of reduction from fiscal 2019 levels in the number of Level 4 workplaces, which have the highest level of stress (workplaces deemed to have the highest level of stress based on the results of a four-level stress check)

*2. The rate of year-on-year change in the number of workplaces whose results in the organizational health survey improved from less than 3.5 to 3.5 or higher (upper level)

Employee Health Score

	Results		Targets	
	FY 2020	FY 2021	FY 2021	FY 2022
Number of employees who are at high risk physically (employees with the highest health risks)*1	24% increase	30% decrease	8% decrease	12% decrease
Number of leave-of-absence days taken due to mental health problems*2	15.1% increase	10.1% increase	7% decrease	13% decrease

Note: Rate of change from fiscal 2019 results

*1 Target scope: Konica Minolta, Inc. However, the scope of targets and results of employees who are at high risk physically has expanded to include Group employees in Japan from fiscal 2021.

*2 Results have been revised retrospectively to fiscal 2020 figures as the method of calculating the effects of measures was changed in fiscal 2021.

Promoting Sound Management through the Fostering of a Culture Committed to "Health-First"

Striving to create workplaces where employees can work with enthusiasm

Konica Minolta has issued a statement on health, the Konica Minolta Group Health Declaration, which sets out the principles for promoting health management. Based on this declaration, it plans and implements policies under a single management structure (collaborative health) so that the best use can be made of Company resources and its Health Insurance Association. The Company is enthusiastically implementing health-promotion measures while practicing swift decision-making on important issues in cooperation with the health promotion group leader in the Human Resources Department, the executive director of the Health Insurance Association, and other management personnel, with the Corporate Human Resources General Manager acting as managing director of the Health Insurance Association.

 [Konica Minolta Group Health Declaration \(PDF\) \(311KB\)](#)

Konica Minolta Group Health Declaration

“Creating a work environment filled with vigor and enthusiasm”

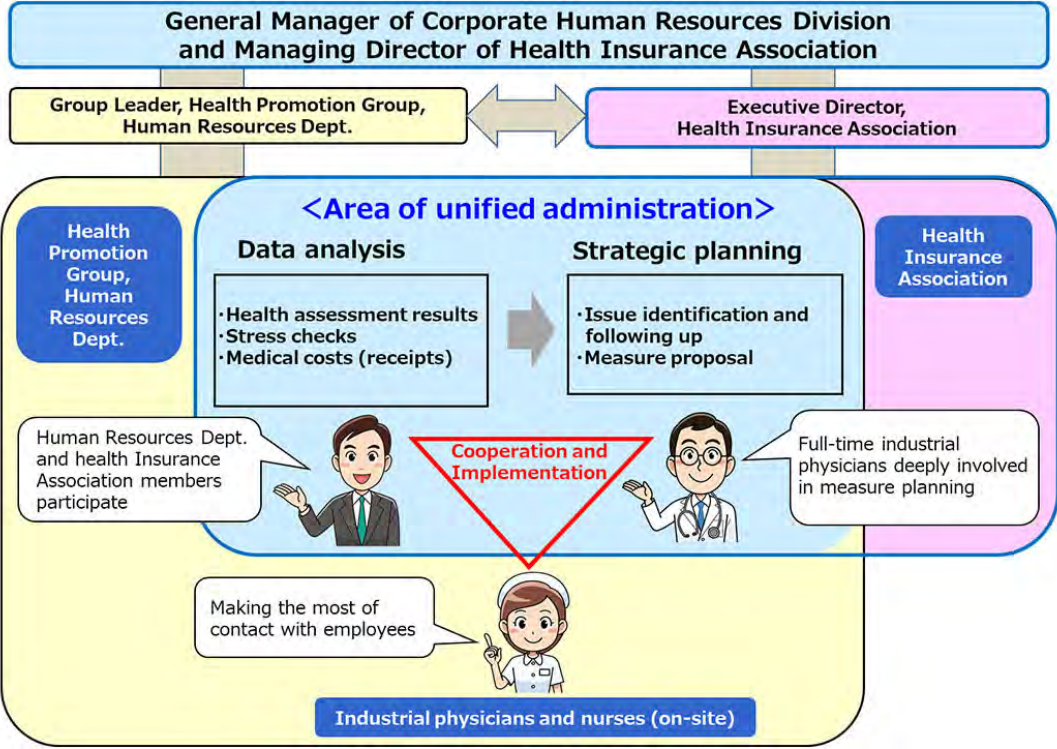
Konica Minolta Group declares that we will contribute to the development of a healthy society by promoting healthy management practices through our corporate culture, which is characterized by the statement “health is first priority”. We understand that our employees’ health is the key to everything.

Acknowledging that each employee’s health is a valuable resource, we will create the ideal secure and comfortable environment (company).

We hope that our employees realize that health is the key component for each individual and family, and for our company; and we expect them to take independent action to improve the maintenance of their health and to proactively engage in our “health is first priority” culture.

April 2022
Toshimitsu Taiko
Director, President & CEO, Representative Executive Officer
Konica Minolta, Inc.

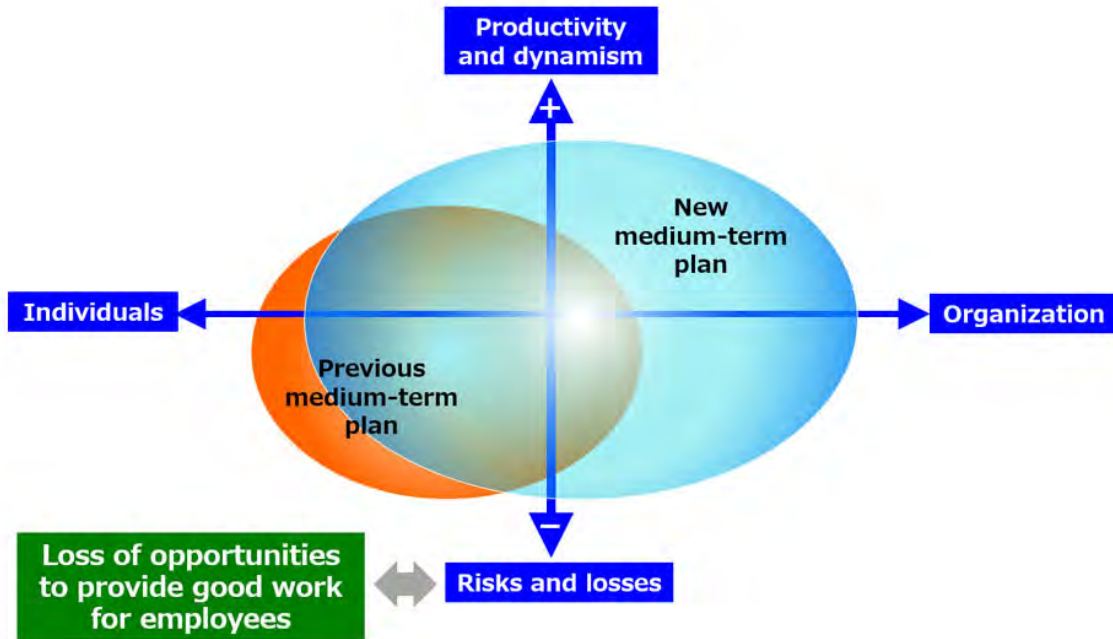
Organizational (Collaborative Health) Structure for Promoting Health Management



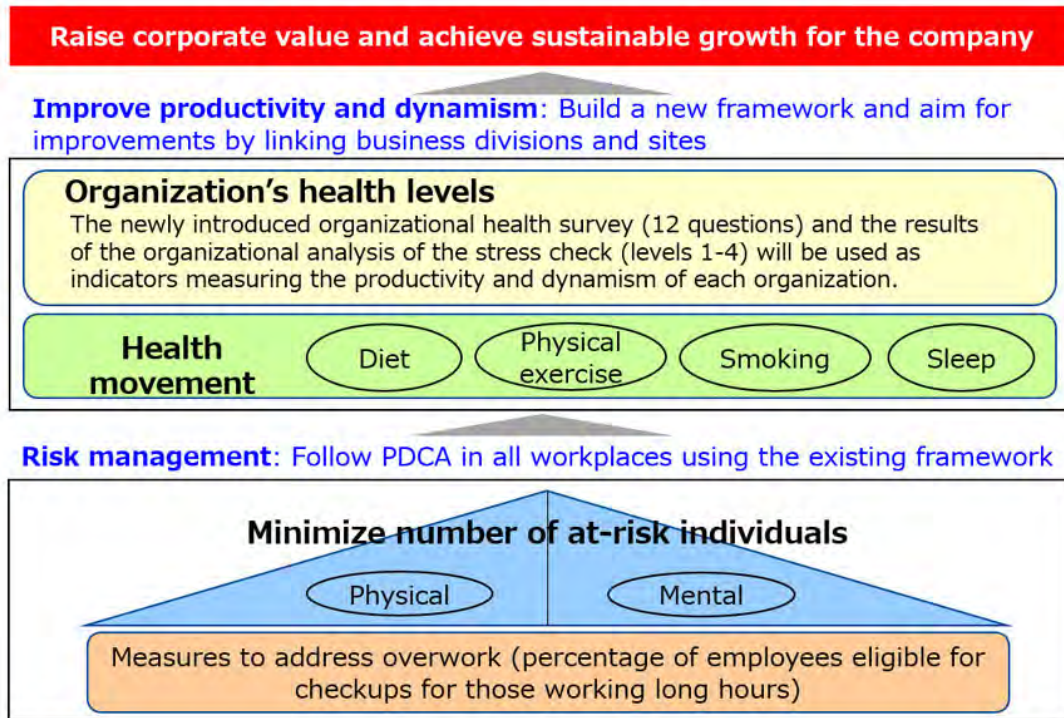
In order to achieve the principles of the Health Declaration, Konica Minolta linked it to the Company’s medium-term management plan and established the Health Challenge 2019, a new medium-term plan that started in fiscal 2017 and which carries on from the three-year medium-term health plan, Health KM2016, which ran from fiscal 2014 to fiscal 2017. The new plan’s priority is lifestyle modification (fostering a “health movement”) by minimizing the number of persons with health risks and visualizing their health status.

From fiscal 2020, in its new medium-term plan, the Company decided to become the “Happiness Company 2022,” and expanded the scope of its initiatives from risk management to improving productivity and dynamism and from individuals to the organization in the belief that this will lead to the Company’s sustainable growth.

Comparison of the positioning of the previous medium-term plan (fiscal 2017 to fiscal 2019) and the new medium-term plan (fiscal 2020 to fiscal 2022)



Framework for new Medium-Term Plan for Health



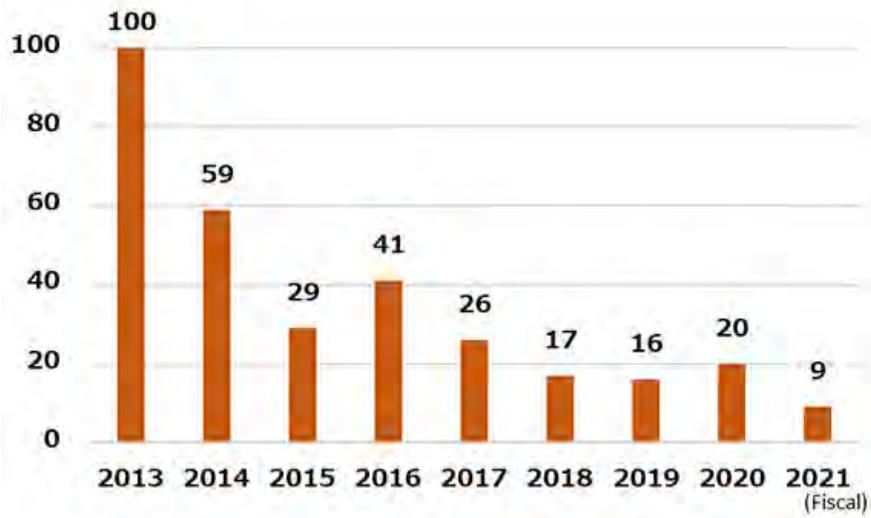
After fiscal 2020, based on the innovative approach of health investment management accounting, Konica Minolta created a strategy map that systematically organizes how the measures implemented to enhance health (health investment) have affected improvements to employees' health and productivity, and how they led to resolutions to management issues. Konica Minolta is addressing health management while linking it to corporate strategies.

[Strategy Map for Health Investment Management Accounting\(290KB\)](#)

Minimizing the Number of Persons with Health Risks

Konica Minolta is committed to improving the health of its employees in order to strengthen its talent pool, which is vital to achieving its management strategy. The Group companies in Japan and the Health Insurance Association work together to plan and implement various measures. They categorize those with health risks according to physical and mental health risks and set numerical targets with the aim of reducing the number of people in each category through employee-centered measures. For physical health management, Konica Minolta is focusing on preventing the development of serious illness for all Group employees in Japan. In particular, as Konica Minolta bolstered efforts by occupational health staff to respond employees with the highest health risks (health guidance and checkup recommendations), the number of such employees in fiscal 2021 was down by more than 90% compared to fiscal 2013. Accordingly, hospitalization costs by employee increased only 19% for Konica Minolta while the average in Japan increased 35%. In fiscal 2022, the Company will further strengthen its efforts, for instance by having occupational health staff provide health guidance throughout the year, in order to further reduce the number of employees who suffer from disease.

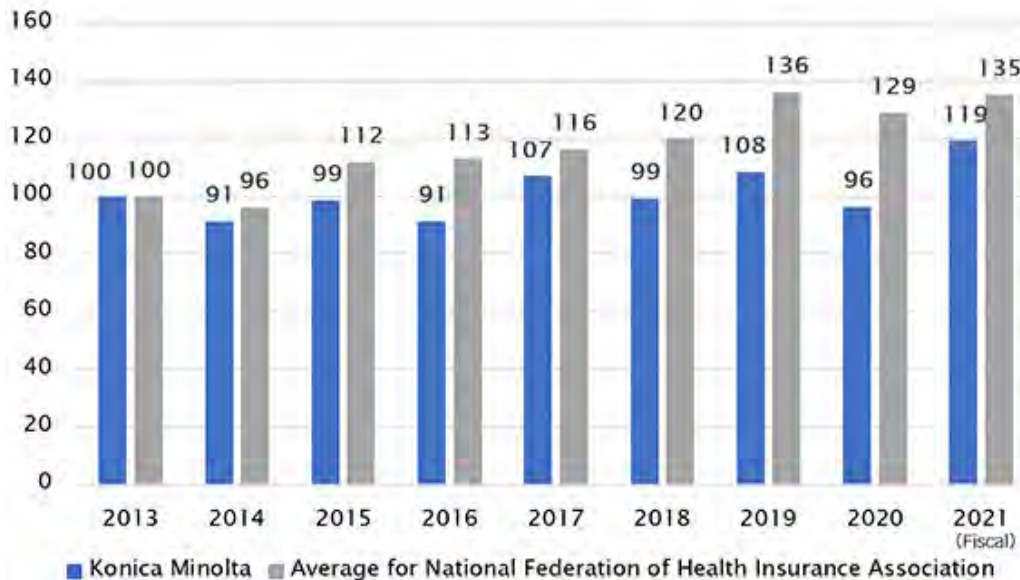
Employees with the Highest Health Risks
(Indexed with FY2013 as 100)



Status of Response to Employees with the Highest Health Risks

	FY 2019	FY 2020	FY 2021
Rate of response by occupational health staff	100%	100%	100%
Rate of checkups at medical facilities	100%	92%	95%

Trends in Hospitalization Expenses per Employee
(Indexed with FY2013 as 100)



In fiscal 2021, despite the continuing spread of COVID-19 since 2020 and the difficulty it has caused because people do not want to get medical examinations, the regular health checkup attendance rate was maintained at 100%. The secondary checkup participation rate after health checkups for the employees with the highest health risks was 95%. In fiscal 2022, occupational health staff have redoubled their efforts to encourage health checkups in coordination with workplace managers as necessary, and are working to improve the hospital checkup rate.

The status of health-related indicators (percentage of employees maintaining appropriate weight, percentage of employees at risk for high blood pressure or hyperglycemia) and the rate of cancer screening aimed at early detection and prompt treatment of cancer are given below.

Status of Health-Related Indicators for Past Two Years

Health-related indicators	FY 2019	FY 2020	FY 2021
Percentage of employees maintaining appropriate weight (BMI of less than 18-25)	70.7%	67.2%	69.1%
Percentage of employees at risk for high blood pressure	0.3%	0.4%	0.3%
Percentage of employees with hyperglycemia risk	0.2%	0.1%	0.1%
Percentage with poor diabetes management	0.6%	0.4%	0.3%

Note: Percentage of all employees of Konica Minolta, Inc.

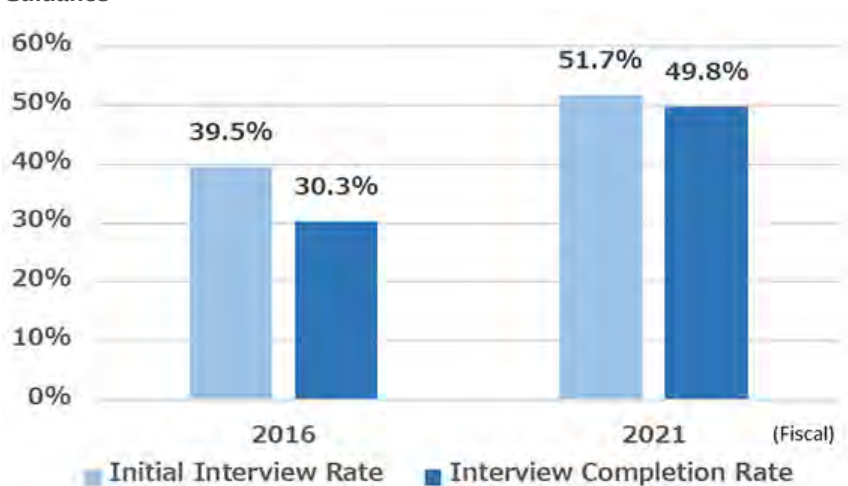
Cancer Screening Uptake Rate in the Past Two Years

Area examined	FY 2019	FY 2020	FY 2021
Lungs	99.1%	99.3%	99.0%
Stomach	95.8%	87.9%	90.5%
Large intestine	94.1%	94.4%	94.9%
Prostate	97.6%	99.0%	99.1%
Breasts	66.0%	60.5%	67.8%
Uterine cervix	40.9%	36.4%	43.8%

Note: Figures are for all employees of the Konica Minolta Group in Japan

Konica Minolta works with the Health Insurance Association to conduct specified health checkups, and health recommendations are provided based on the results, for the prevention of lifestyle-related diseases. Conventionally, specific health guidance was given by public health nurses commissioned by the Health Insurance Association. From fiscal 2018, however, some of this work is being commissioned to external specialist providers. Konica Minolta's public health nurses focused on health guidance for employees with a higher health risk. Employees subject to specific health guidance due to being at the pre-lifestyle-related disease stage were given finely tuned assistance drawing on the expertise of the specialist providers. As a result, in fiscal 2021 (data compiled as of August 2022), the initial interview rate and interview completion rate both improved substantially compared to fiscal 2016.

The Initial Interview Rate and Interview Completion Rate in Specific Health Guidance



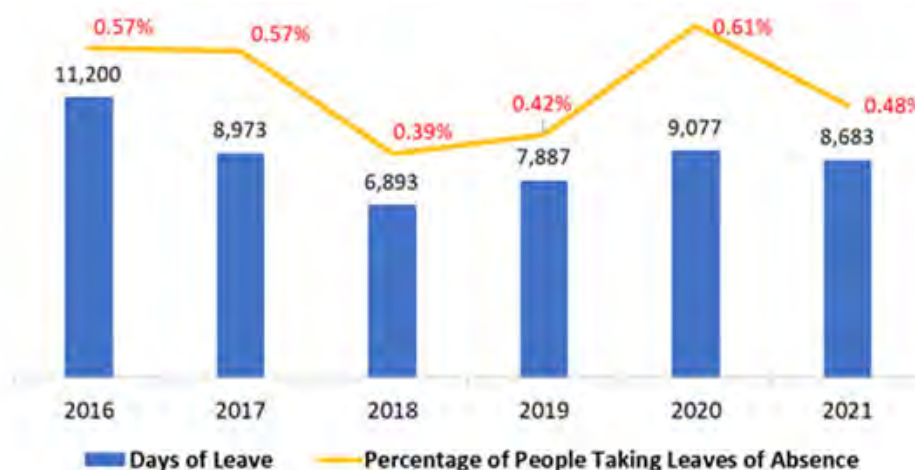
As part of mental health management, stress checks are conducted twice a year for all employees of the Konica Minolta Group in Japan, and more than 90% of employees participate every time (in fiscal 2021, 92% received stress checks). While allowing employees to utilize their results for self-care, Konica Minolta also classifies workplaces into four levels of stress based on the results of the stress checks and shares this status with organizational heads. Improvement measures are then devised and implemented for workplaces at Level 4, the highest level of stress. As a result, the number of Level 4 workplaces was only four in fiscal 2021, down 50% from eight workplaces in the previous year, and the percentage of high-stress employees was 8.4%, down 1.3% from the previous year. In conjunction with this, all Group managers participated regularly in an e-learning program to promote early detection and prompt response for those suffering from mental health issues through a reinforcement of managers' employee oversight function. The participation rate was maintained at around 95%. Survey results showed that 90% of the participants responded that e-learning was beneficial. Konica Minolta plans to expand from a defensive approach to mental health education, focused on reinforcing managers' oversight, to an offensive approach aimed at improving the workplace culture. Moreover, beginning in fiscal 2020, an organization health survey, whose scores have a strong correlation with productivity, was carried out, and the results of analyzing this survey were utilized in workplace improvement activities.

Konica Minolta has also established a reinstatement preparation program for employees returning to work from leaves of absence taken due to mental health problems. People in the program are provided with careful support to facilitate a smooth return to work, including at least three interviews with an industrial physician, workplace head, and the HR department during the rehabilitation period, which lasts up to three months.

As a result of these measures, in fiscal 2021, the total number of leave-of-absence days taken due to mental health problems by Konica Minolta Group employees in Japan was down 4.3% compared to fiscal 2020, despite a 10% increase compared to fiscal 2019. In 2021, the Company is working to further reduce total number of leave-of-absence days taken due to mental health problems through self-care education (e-Learning) and detailed operation of the return-to-work preparation work system, based on a work environment of increased remote work due to the pandemic.

In the Global Employee Survey (GES) that the Konica Minolta Group routinely conducts, in fiscal 2022, the average score for the statement "My work is meaningful to me and contributes to customers" was 6.3 out of 10 points (6.2 in previous fiscal year), while the average score for the statement on "engagement" was 5.4 points, the same as the previous year, showing that many employees feel engaged with the Company. We will continue to encourage our employees to bring about change for growth and further increase their engagement.

Days of Leave and Percentage of People Taking Leaves of Absence Due to Mental health Problems (as of April 1 of each year)



Measures to Address Overwork

Since fiscal 2007, in order to prevent health problems due to overwork, Konica Minolta has been sending guidance on reducing overtime via email to employees and their supervisors when the employees' overtime work has exceeded 30 hours or more hours.

When employees have logged more than 80 hours of overtime work in a month, they are required to have a medical checkup administered by an industrial physician during the following month to ensure their health. Their supervisor is required to submit a work improvement plan in a thoroughgoing effort to prevent employees from working long hours two months in a row. Furthermore, as of fiscal 2016 the health checkup standards have been revised. Now, employees who have logged 60 or more hours of monthly overtime work three months in a row and employees who have logged 45 or more hours of overtime work in the previous month can opt to have a medical checkup by an industrial physician. In this way, Konica Minolta is improving the prevention of health problems caused by overwork. As a result of these countermeasures, total annual hours worked per employee have been maintained at the 1,700 hour level each year, curbing employee overwork and creating a healthy and comfortable workplace that allows for good work-life balance. In fiscal 2022, the Company aims to further reduce the number of employees working long hours, while revising the medical checkup appointment system to facilitate medical checkups for those who work long hours.

Employees' work conditions, such as the average number of years of continuous employment, total actual working hours and percentage of employees taking paid vacations, are shown below.

Employees' Work Conditions

	FY 2019	FY 2020	FY 2021
Average number of years of continuous employment	21.1 years	20.9 years	21.5 years
Total actual working hours (monthly average) *1	157 hours	161 hours	169 hours
Overtime working hours (monthly average)*1	13 hours	20 hours	26 hours
Percentage of paid leave taken	75.0%	51.7%	56.4%
Voluntary employee turnover rate	3.1%	2.7%	3.1%

*1. In the case of discretionary workers, excess hours for actual working hours rather than deemed working hours were calculated.

Note: Figures are for employees of Konica Minolta, Inc.

Promoting Health through Visualization of the Level of Employees' Health

Konica Minolta has established indicators that show the level of employees' health visualizing the daily lifestyle increases in health awareness. The Group companies in Japan also implemented assistance programs aimed at promoting health to raise the level of employees' health.

In Japan, the Group holds walking events in which teams compete against each other in order to instill exercise and walking habits among employees, as well as exercise workshops with outside instructors. It also offers healthy menu choices in cafeterias to improve eating habits and raise awareness. Because raising immunity is also an effective measure against COVID-19, we collaborated with Green House Co., Ltd. and Yakult Honsha Co., Ltd. to hold events for improving intestinal health and online seminars for maintaining a healthy gut by utilizing Company cafeterias.

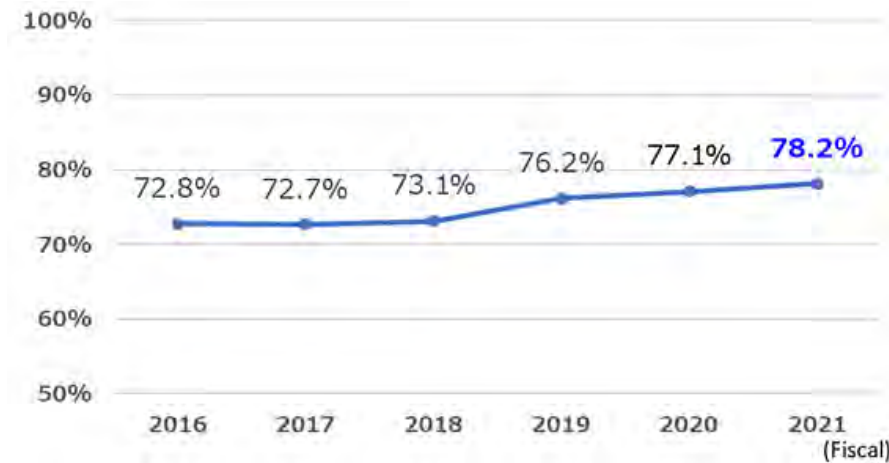


Event for improving intestinal health in collaboration with other companies

More than half of our employees participate in events that encourage walking, which are held throughout the year with the aim of making walking an established habit, and the participation rate was 51.3% in fiscal 2021.

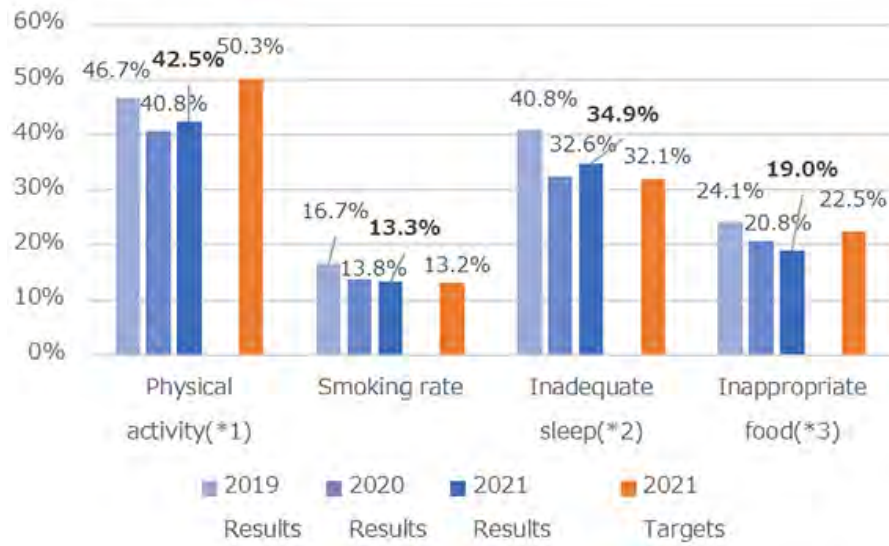
The implementation of a wide range of health promoting events has led to a yearly increase in the “percentage of employees already working to improve lifestyle habits (or who want to begin working on this in the future).” In addition to improvements in health literacy, there have been many improvements in lifestyle habits such as exercise, sleep, diet and smoking, which are the basics of health.

Percentage of Employees Who Want to Improve Their Lifestyles



Note: Figures are for employees of Konica Minolta, Inc.

Lifestyle Habits of Employees



Note: Figures are for employees of Konica Minolta, Inc.

- *1. Percentage of employees who have a habit of “exercising for 30 minutes or more two or more times per week” or “walking for one hour or more every day” (the higher the better)
- *2. Percentage of employees who feel they are not getting enough sleep
- *3. The percentage of employees for which three or more of the following apply (the lower the better): “I do not consider nutritional balance,” “I eat fast,” “I eat dinner two hours before I go to sleep,” “I snack,” and “I skip breakfast.”

On a website designed to encourage employees to stay healthy, Konica Minolta shows employees a comparison of the average incidence of cardiovascular disease, stroke, and ischemic heart disease within 10 years for their specific age group based on their latest medical examination results. In this way, the Company encourages employees to improve their lifestyle habits. This system can also be accessed and utilized by employee spouses who are health insurance dependents.

These are reference values calculated based on existing research results. Please use them as motivation to reconsider your lifestyle habits.

----- For persons aged 40 and older -----

Your blood vessel age	Risk rate of developing cardiovascular disease in 10 years	Risk rate of having a stroke in 10 years	Risk rate of developing ischemic heart disease in 10 years	Risk reduction simulation
High	1.4 times	1.6 times	1.4 times	
Explanation	Details	Explanation		

Example presentation of future disease risk on the website

Moreover, as a measure against passive smoking, in the past, Konica Minolta has gradually cut back on indoor smoking areas, moved indoor smoking areas outside and held no-smoking days on the premises. In addition, the company recommends that smokers participate in smoking cessation support programs. In light of the strengthening of legislation related to smoking, Konica Minolta prohibited all smoking on its premises and during designated work hours across all group companies in Japan, in April 2020, in order to strengthen measures against second-hand smoke and further reduce the smoking rate. These measures have been successful, and the smoking rate has been decreasing year by year.

Reduction in the Number of Smoking Areas and the Smoking Rate



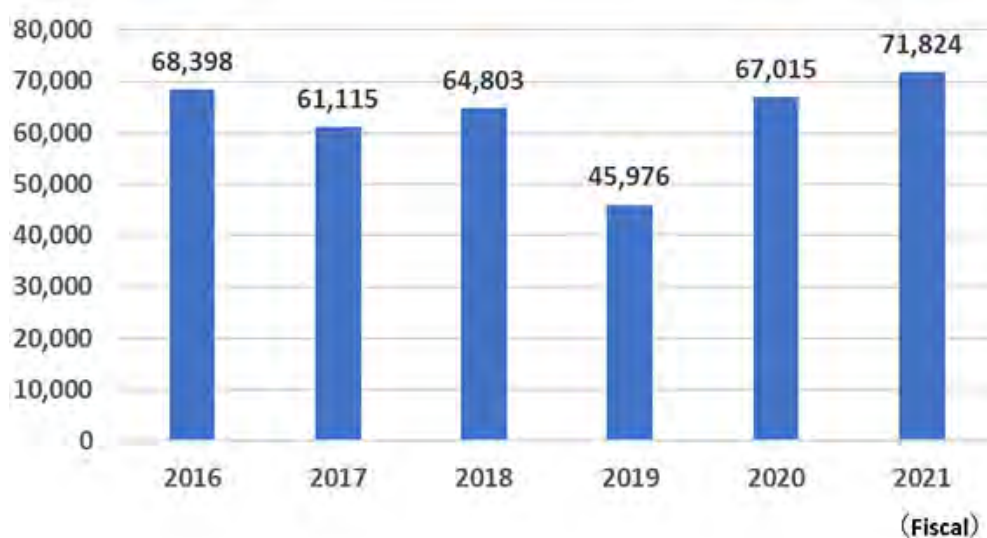
Note: Results for Konica Minolta Group companies in Japan

Based on an analysis of survey results to determine the main causes behind presenteeism^{*1}, we have taken measures to address back problems, promote individual guidance from experts for people with sleep problems, and measures to promote mental health. However, as we could not completely eliminate factors that reduce physical activity and communication due to changes in workstyles, the amount of presenteeism loss per employee^{*2} (monthly average) was 71,824 yen in fiscal 2021, an increase of about 7% year on year.

Therefore, an ICT-based improvement program (investment: 9,975,000 yen), which is recommended by the Ministry of Health, Labour and Welfare, was conducted for three months intensively on a trial basis. As a result, we confirmed that the program could alleviate symptoms, improve exercise habits, and reduce mental risk, which is equivalent to a profit contribution of 17.5 million yen in terms of monetary value. Therefore, we expect the program to improve (reduce) the amount of presenteeism loss in the next fiscal year as we continue to implement it.

Loss due to Presenteeism per Employee

(yen / person)



*1 Presenteeism refers to productivity loss resulting from health problems.

*2 Method of calculating presenteeism loss (per employee)

Loss = 3,300 yen x 8 hours x number of days with symptoms x performance decline

Performance decline = 1 (decline in amount of work) x (decline in quality of work)

Supporting Women’s Health

With a view toward promoting women’s advancement in the workplace and enhancing support for their health, Konica Minolta strives to increase the rate of cancer screenings, with the aim of early detection of and prompt response to cancers that affect women. It took steps to make it easier to get screened, including bringing screening trucks onto company premises and increasing the number of cooperating medical institutions, in addition to subsidizing screening costs through the Health Insurance Association. As a result, the screening rates for breast cancer and cervical cancer in the Konica Minolta Group in Japan in fiscal 2021 have increased significantly compared to the previous year.

In fiscal 2021, the Company achieved a record-high screening rate by widely publicizing the implementation of infection prevention measures within screening facilities so that employees could get checkups with peace of mind, even during the pandemic. Going forward, the Company will continue with these initiatives and strongly support the promotion of women's health.

Screening Rates for Breast Cancer and Cervical Cancer



*Percentage of all employees of Konica Minolta Group companies in Japan receiving screening

As part of its awareness-raising efforts aimed at further increasing the screening rate, Konica Minolta invited the actress Kuniko Asagi to give a talk in September 2019 about the importance of getting screened for the purpose of early detection, in light of her own experience with breast cancer. The talk was attended by close to 500 employees.

In November 2019, Dr. Tomoko Shibayama of the Breast Oncology Center, the Cancer Institute of JFCR was invited to give a talk on the current status of cancer in Japan, types of breast cancer and changes in treatment, mechanisms behind hereditary cancer and methods for preventing cancer. More than 200 employees attended the talk.



Dr. Shibayama speaking with enthusiasm



Dr. Shibayama’s presentation

Konica Minolta also holds Energetic Health Seminars for Women taught by outside experts to help maintain and raise performance by learning methods to deal with women’s health issues such as menopausal disorder and premenstrual syndrome, not just cancers particular to women.

Contents	Message from the CEO	Message from Corporate Vice President	Basic Approach and Systems for Sustainability Management	Sustainability Strategy	Material Issues	Activity Report		
						Environment	Social	Governance
Evaluation by External Parties	Stakeholder Engagement	Participation in Initiative	ESG Data	List of Policies	External Assurance	Guidelines Index	Reporting Policy	

Measures to Prevent the Spread of the Novel Coronavirus

As part of its efforts to improve the health of its employees, Konica Minolta has always endeavored to prevent infectious diseases. In Japan, the Company provides information on influenza outbreaks, encourages employees to get vaccinated, and provides information on malaria, hepatitis, HIV, and other infectious diseases to employees posted outside Japan and their accompanying family members, as well as to employees traveling abroad on business. In addition, Konica Minolta strives to prevent infectious disease by quickly identifying cases of tuberculosis via chest X-rays in its health checkups for employees and taking the necessary steps in response.

As such, when COVID-19 began to spread, Konica Minolta's first priority was the health and safety of employees and their families, and the entire Group was devoted to countermeasures to prevent infections and the outbreak's spread.

At the time of the outbreak's growth in Japan, Konica Minolta asked employees to check their temperatures and general physical health before coming to work, to wash their hands carefully and use an alcohol-based disinfectant on their hands, and to wear a mask and avoid crowded spaces. In workplaces, the Group took measures such as staggering the work times at which employees arrive and utilizing remote work, ventilation of rooms, staggering use of the cafeteria (three time slots of 30 minutes each) and having employees sit facing in one direction.

Furthermore, since there is a risk that the increase in the flow of people before the major holidays will lead to an increase in the number of new infections, we requested that all employees take infection prevention measures. Should they notice any symptoms such as fever before going outside or returning home from work, we asked that they not hesitate to cancel or postpone these trips and be responsible for taking basic infection prevention measures.

At the same time, although the COVID-19 pandemic has led to the establishment of remote work from home as a new way of working, it has also highlighted issues such as lack of exercise and mental health. Therefore, the Company sent e-mails to all employees on subjects such as "Fitness Video for Easy Home Exercises," "Ways to Address Mental Health Issues Resulting from Remote Work at Home and Consultation Services," and "E-Learning on Self-Care (15-minute video)" to encourage their use as needed in support of their mental and physical health.

In August 2022, when the seventh wave of the virus peaked, we confirmed that a record number of Group employees in Japan had caught COVID-19. However, thanks to strict infection prevention measures at each workplace and by each employee, there has not been even a single cluster of infections within the Company since early 2020, when the virus first spread.

Although the COVID-19 virus repeatedly mutates and the rate of infection and severity fluctuate greatly, the Konica Minolta Group is proceeding with its business activities amidst the pandemic while revising and applying the Action Guidelines for COVID-19 created by the Group to minimize the impact on its business while placing priority on employee health.

Evaluation by External Parties

Konica Minolta Included in Health and Productivity Stock Selection

Japan's Ministry of Economy, Trade and Industry and the Tokyo Stock Exchange jointly work on the Health & Productivity Stock Selection. Konica Minolta, Inc. has been selected seven times—in 2015, 2016, 2018, 2019, 2020, 2021, and 2022.

Even before the COVID-19 pandemic, Konica Minolta had been aggressively recruiting mid-career workers to secure work-ready personnel, instead of relying solely on the traditional mass hiring of new graduates. The inclusion of Konica Minolta in the Health & Productivity Stock Selection along with other external recognitions such as winning the Grand Prize in the Smart Work Awards were publicized in various media, showing that Konica Minolta is a company that promotes health management by fostering a health-first culture, based on the recognition that the health of its employees is the foundation for everything it does. As a result of strengthening its general recruitment activities, the number of mid-career hires in fiscal 2021 increased 146.6% compared to fiscal 2020, and 293.1% compared to fiscal 2019 amid particularly intense competition for personnel who are work-ready, especially in the IT field.

In addition, managers in Konica Minolta's Health Promotion Division took the Company's inclusion in the Health & Productivity Stock Selection as an opportunity to listen to the issues of many client companies and begin giving advice based on the measures that the Company is implementing and the results of an examination of their effectiveness. Helping companies resolve issues at their request in a support role as they address health management is expanding interaction with client companies.

As a result of the various measures implemented cooperatively by Group companies in Japan, the number of Group companies chosen as "2022 Certified Health & Productivity Management Outstanding Organizations" by Japan's Ministry of Economy, Trade and Industry increased from nine to 12. Six companies were selected for the "White 500 Companies" in the large corporation division; one in the large corporation division; two were selected for "Bright 500 Companies" in the small- and medium-sized organization division; and three companies were recognized in the small- and medium-sized organization division.



健康経営銘柄 2022

Health and Productivity



2022

健康経営優良法人

Health and productivity

ホワイト500

-
- ▶ Basic Concept
 - ▶ Work-Style Reform
 - ▶ Developing Human Capital
 - ▶ Managing Occupational Safety and Health
 - ▶ **Initiatives to Increase the Health of Employees**
 - ▶ Promoting Reform of Corporate Culture and Communication

Human Capital

Promoting Reform of Corporate Culture and Communication

▶ Basic Concept	▶ Work-Style Reform	▶ Developing Human Capital	▶ Managing Occupational Safety and Health
▶ Initiatives to Increase the Health of Employees	▶ Promoting Reform of Corporate Culture and Communication		

Click to jump to the corresponding section in this page

- ▼ Konica Minolta's Approach ▼ Promoting Corporate Culture Reform ▼ Organizational Culture Transformation
- ▼ Promoting “Connecting with People” Within the Company
- ▼ Creating an Environment Where Individuals Thrive and Employee Retention Is High

Konica Minolta's Approach

Background and Issues

The Konica Minolta Group reframes these major environmental changes as opportunities and is carrying out reforms. It is our talent who will implement these reforms, and we recognize that raising employee engagement to high levels and creating an organizational climate in which they can perform well is an important aspect in realizing our reforms.



Vision

When all Group employees share the Konica Minolta vision and tackle their jobs with enthusiasm, they are contributing to customers, which then leads to sustainable growth for Konica Minolta. To pursue these kinds of reforms in the organization, the Group listens to the views of all of its employees and carries out improvements based on an understanding of its strengths and issues. The Group believes that this will lead to a corporate culture in which individuals can thrive.



Key Measures and KPIs

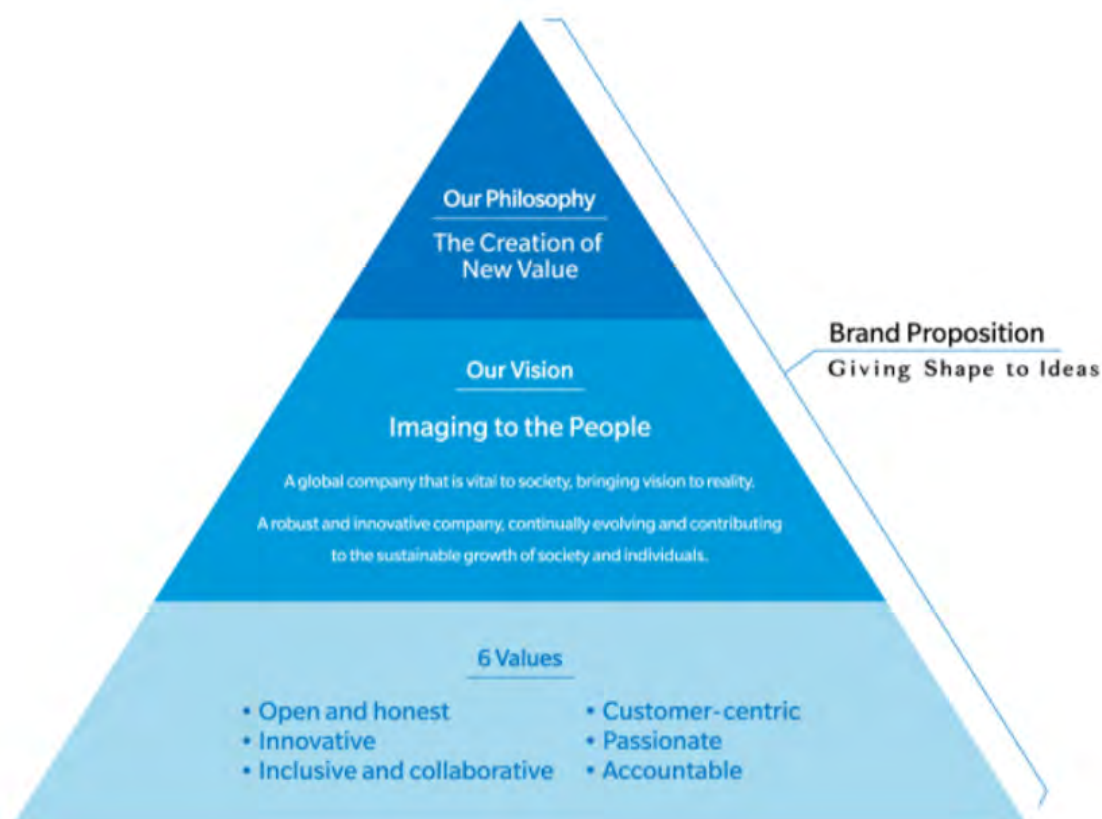
Konica Minolta conducts a Global Employee Survey (GES) to assess its organizational culture via employee engagement scores — which measure whether individuals are thriving and whether the environment encourages them to thrive — and then takes action to improve each organization to enhance the competitiveness of the entire Group.

	Result		Target	
	FY 2020	FY 2021	FY 2021	FY 2022
Employees engagement score	GES designing	GES implementation Problem identification and goal setting	GES implementation Problem identification and goal setting	GES implementation 10% increase in engagement score (Compared to FY 2021)

Promoting Corporate Culture Reform

Philosophy

We would like to introduce the Konica Minolta Philosophy, which was newly organized in September 2020. Since we established Our Philosophy in 2003, the creation of new value has remained a steadfast management philosophy at Konica Minolta, and this will not change in the future. Our 6 Values are the essence of our innermost beliefs, our inherited DNA, and define how we go about our business and act towards all our partners. They articulate what we stand for and direct our decision making.



Practicing the Six Values of the Konica Minolta Philosophy

The Six Values of the Konica Minolta Philosophy are meant to be practiced by employees as a cornerstone of their daily activities. The Group believes this can lead to a continual supply of new value for society and customers, as indicated in the Philosophy.

RETHINK Communications

RETHINK was chosen as the behavioral slogan to encourage each individual employee to take action to live up to the new Konica Minolta Philosophy, which adds “Imaging to the People” to the management vision. As each Konica Minolta Group employee “rethinks,” they help to power One Konica Minolta and accelerate the achievement of the long-term vision and medium-term management plan. Konica Minolta also proposes the RETHINK concept to customers, seeking to grow together with them and contribute to society.

Konica Minolta Awards

Through its global award system (Business Contribution Awards, Transform Awards), Konica Minolta singles out cases worthy of commendation and seeks to share the same values Group-wide. This creates a culture of recognition and fosters a willingness to take up challenges. In particular, the Transform Awards recognize employee approaches and activities that involve taking on the challenge of creating new value and proposing new solutions for society and customers. They also encourage a global groundswell in which the entire company acquires the same expertise and utilizes it in the workplace. Konica Minolta, Inc. reflects these principles in its human resources system so that employees always consider the Six Values in their actions. The Group is transforming its corporate culture to foster employee practice of the Six Values.



Transform Awards presentation

Organizational Culture Transformation

Since the corporate merger, Konica Minolta has sought to create opportunities for people who want to design their own work and are motivated to improve themselves.

For example, Konica Minolta recommends a discretionary workstyle, uses open job posting, and supports employees in their independent activities to create innovation.

Through these means, Konica Minolta, Inc. has seen a 15% increase over the last three years in the percentage of employees who report that Konica Minolta has a culture that respects individuality. Thanks to these measures and activities, the Company has seen a steady increase in the number of employees who support other employees taking action with their own ideas or getting actively involved in such activities, rather than trying to enforce conformity.

Promoting “Connecting with People” Within the Company

Group Communication Activated Through Multiple Channels

Promoting Networking

Konica Minolta, Inc. has set up collaboration spaces at each of its business sites to make it easy for diverse groups of employees to gather, share ideas, and create innovation across organizational boundaries.

The Company helps to cover the cost of gatherings planned by employees and submitted to HR, with the aim of encouraging employees who want to break through organizational barriers and expand internal networking. The young mid-level employee community and cross-division engineering network that use this system are creating new ties within the Company.

Over the past few years, COVID-19 has made it difficult to meet in-person, but we have reaffirmed the value of meeting in-person and have promoted a hybrid workstyle that combines in-person meetings and remote work.



Human resource exchange event organized by employees

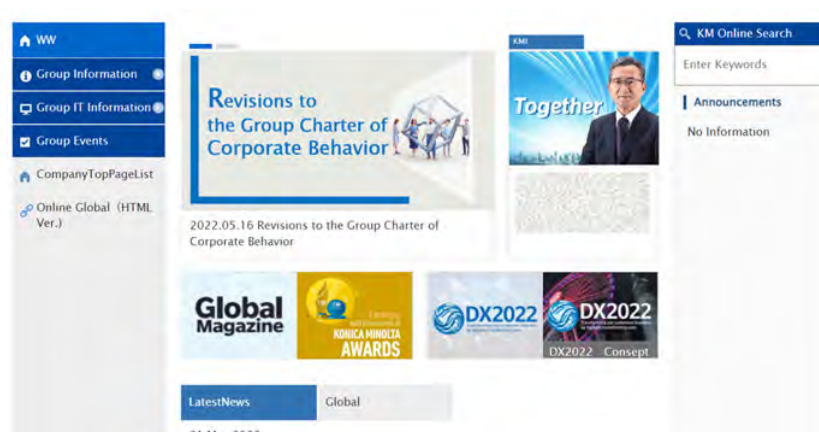
Utilizing the Intranet

Konica Minolta has established Konica Minolta Online (Japanese) and Online Global (English), each of which plays a central role in intra-Group communication. These sites are designed to promote the sharing of Group-wide policies, as well as information regarding individual Group companies. They also serve as a tool to facilitate the direct exchange of information and communication between top management and employees.

The content of these sites includes a message board for the President and CEO of Konica Minolta, Inc., which enables the president to send messages directly to all the employees of all of the Group companies.



Konica Minolta Online



Online Global

Utilizing the Group-wide Publication

The Konica Minolta Group publishes a quarterly journal entitled Global Magazine (in Japanese, English and Chinese) and distributes it to its employees around the world. This publication presents information relevant to the entire Group from a worldwide perspective, extending beyond the borders of companies, organizations, and regions. In recent years, a web-based version of the magazine has been published on the website of Konica Minolta Online/Online Global, and videos are also used. The Group is strengthening interactive communication by offering tools such as a comment function and conducting reader surveys.



Communication Coordinator System

Communication coordinators appointed at each Group company and division in Japan and key/global coordinators for each overseas Group company around the world serve to communicate information relevant to their departments to the Group, and Group-wide information to their departments. By essentially acting as spokespersons for their workplace and company, these coordinators support the cultivation of a sense of Group unity, the assimilation of multiple vectors, and the demonstration of synergy by promoting communication.

Creating an Environment Where Individuals Thrive and Employee Retention Is High

Konica Minolta conducts the Global Employee Survey (GES) on its employees’ attitudes toward work and the workplace worldwide with the aim of maintaining a work environment where they experience fulfillment in their work and a desire to take on challenges (engagement).

To improve the competitiveness of the Group, we measure the current state of our organizational culture with the engagement score and take action to improve each organization.

* On a scale of 1 to 10, we rate whether individuals are thriving and whether the work environment encourages them to thrive. In fiscal 2021, about 90% of Group employees participated in this survey. With more than 160,000 comments received, each organization continues to carefully investigate the issues identified and to plan and implement improvement measures. The Group’s engagement score for fiscal 2021 was 6.4, up 0.3 points from fiscal 2017.

Question	2017	2021
Engagement score: Measures whether individuals are thriving and whether the environment encourages them to thrive	6.1	6.4
Response rate	88.8%	90.8%

- * “Engagement”-related questions are rated on a scale of 1 to 10.
- * Some of the content of the questionnaire in 2021 differed from that in 2017

Konica Minolta, Inc. hires about 100 new college graduates each year, and 63 employees joined the Company in April 2022. Meanwhile, the percentage of employees leaving for personal reasons was 5.6% in fiscal 2021, and the percentage of new college graduates who joined in fiscal 2018 leaving within three years was 15%.

Diversity

Basic Concept and Vision

▶ **Basic Concept and Vision**
▶ Promoting Diversity, Equity and Inclusion

▶ Promoting Women's Workplace Participation

▶ Utilizing Employee Experiences Gained Outside the Company and Abroad

▶ Employment of People with Disabilities

Click to jump to the corresponding section in this page

[▶ Background and Issues](#)
[▶ Basic Concept](#)
[▶ Vision](#)
[▶ Promotion System](#)

Background and Issues

We believe that the diversity of our talent is the source of new and innovative ideas and that we can create solutions that balance our support people to achieve their own purpose with the realization of a sustainable society as stated in our management vision.

We have been working for years to improve equity and inclusiveness for social minorities and to foster an organizational culture that enables each and every member to maximize their different strengths and to live up to their potential. Since the management integration of Konica and Minolta in 2003, we have accelerated these efforts.

In order to realize our vision and achieve sustainable growth recognized by society, Konica Minolta needs to strengthen Diversity, Equity, and Inclusion (DEI) promotion as One Global Konica Minolta Group.

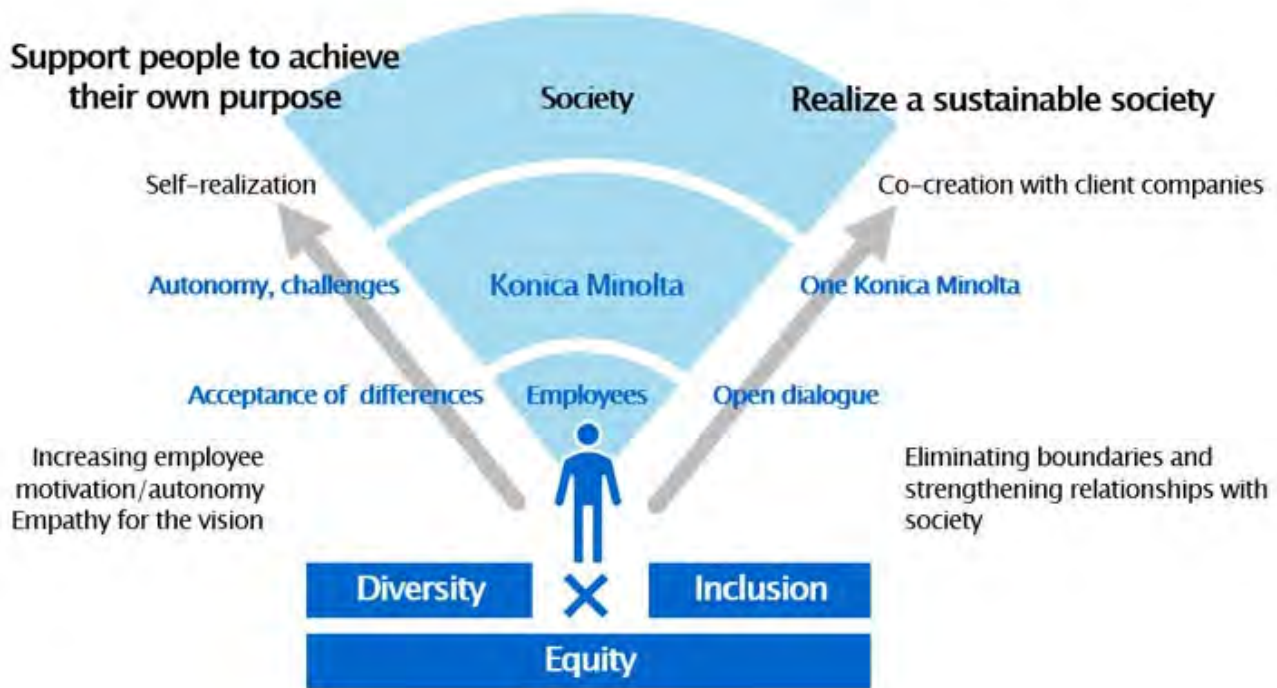
Basic Concept

We aim to realize an affluent and sustainable society by enabling all talent to pursue fulfillment and happiness through diversity, equity, and inclusion.

Konica Minolta promotes the principle of diversity, equity, and inclusion to drive co-creation efforts based on recognizing and understanding the diversity of all stakeholders, thereby continuously creating and offering new value that contributes to the growth of our customers' businesses. Together with our corporate clients, we strive to help build a prosperous, sustainable society where everyone can pursue their own purpose and happiness.

Based on this concept, Konica Minolta will clearly define its vision in terms of diversity, equity, and inclusion, establish a promotion system, and systematically implement measures.

Diversity, Equity and Inclusion Goals for achieving our long-term vision



Vision

1. Recruitment of human resources beyond national or regional borders and self-development of employees

By taking advantage of the diverse talent in its global operations, Konica Minolta aims to put the right person in the right place and ensure diversity in all aspects, including decision-making, organization, and job category. Herewith we turn our members' diversity, such as race/nationality, gender, disabilities, sexual identity/orientation, religion, ethnicity, capabilities, skills, and values, into power. The Company also aims to build an environment where employees can make a significant contribution and achieve self-fulfillment in their own way.

2. Foster an inclusive culture in our workplace that encourages positive challenges and healthy conflicts

To continue to create solutions for social issues, Konica Minolta aims to improve the job satisfaction of our members by respecting the diversity of everyone and accepting various values. The Company is building an organizational culture that encourages constructive discussions involving different ideas, mutual understanding and support among our members, and encourages everyone to proactively take on new challenges.

3. Share DEI best practices with business customers

By sharing best practices for diversity, equity and inclusion, Konica Minolta increases the value of its products and services and inspires the innovation, productivity, and creativity of professionals in their own workplaces. Konica Minolta endeavors to increase transparency through its communications with stakeholders and help them realize their diversity, equity and inclusion goals.

Promotion System

This system is overseen by the executive officer responsible for diversity enhancement, who is appointed by Konica Minolta's global group president and CEO. Executive officers and corporate vice presidents responsible for their respective businesses and functions implement measures (vertical axis) to achieve the targets, and the DEI Offices at local companies support each geographical Group company (horizontal axis). Through these efforts, the Konica Minolta Group will work together to accelerate the progress of DEI.

Contents	Message from the CEO	Message from Corporate Vice President	Basic Approach and Systems for Sustainability Management	Sustainability Strategy	Material Issues	Activity Report		
						Environment	Social	Governance
Evaluation by External Parties	Stakeholder Engagement	Participation in Initiative	ESG Data	List of Policies	External Assurance	Guidelines Index	Reporting Policy	

Implement measures to achieve targets under the responsibility of Executive Officers and Corporate Vice Presidents

Executive Officers and Corporate Vice Presidents are responsible for realizing the vision for 2030, and will set targets and formulate measures through till the end of FY2025, in line with the characteristics of their respective businesses and functions. These actions will then be promoted as one of the management strategies of each business and function.

DEI Office of Konica Minolta, Inc. and key geographical companies will support local Group companies

The DEI Offices established at the main companies of the Konica Minolta Group will support the promotion of DEI at Group companies based on their specialized knowledge and experience in order to realize our DEI goals.

▶ **Basic Concept and Vision** | ▶ Promoting Diversity, Equity and Inclusion

▶ Promoting Women's Workplace Participation

▶ Utilizing Employee Experiences Gained Outside the Company and Abroad | ▶ Employment of People with Disabilities

Diversity

Promoting Diversity, Equity and Inclusion

▶ Basic Concept and Vision	▶ Promoting Diversity, Equity and Inclusion
▶ Promoting Women's Workplace Participation	
▶ Utilizing Employee Experiences Gained Outside the Company and Abroad	
▶ Employment of People with Disabilities	

Click to jump to the corresponding section of the page.

- ▼ Konica Minolta's Approach ▼ Conducting the Diversity Promotion Engagement Survey
- ▼ Creating an Environment where Employees Embrace Differences and Take on New Challenges
- ▼ Promoting Activities that Unify the Konica Minolta Group ▼ Fostering a Corporate Culture that Welcomes Diversity

Konica Minolta's Approach

Background and Issues

To make diversity of talent a source for innovation, it is vital that we not only embrace diverse talent, but also to transmute each employee's differences into strengths and work effectively as a team. To that end, we need to eliminate biases that interfere with employees exercising their abilities and create a psychologically safe corporate culture where everyone can speak frankly.



Vision

To continue to create solutions to social issues, we respect differences and embrace diverse values to improve employee job satisfaction. We seek to foster a corporate culture that enables employees to share their differing ideas in a wholesome way and to take on challenges while helping each other out.



Key Measures and KPIs

Foster a corporate culture that provides a high degree of psychological safety. We seek to improve our score in the Global Employee Survey, especially our corporate culture-related score.

Fiscal 2022 targets: Set targets for fiscal 2023 and beyond based on the fiscal 2022 Global Employee Survey.

Conducting Diversity Promotion Engagement Survey

Since fiscal 2016, Konica Minolta, Inc. has routinely conducted the Diversity Promotion Engagement Survey on diversity and equity to identify issues and progress made in promoting diversity and reflect them in its activities. In fiscal 2017, we added a question on "Inclusion," with a focus on our efforts to improve the psychological safety of organizations and eliminate unconscious bias.

As a result, the percentage of positive responses* to the diversity-confirming statement, "Konica Minolta supports a diverse workforce (acknowledges and respects individual differences)," improved by 31 points over the 4 years of activities from fiscal 2017 to fiscal 2021, and the percentage of positive responses to the inclusion-confirming statement, "At Konica Minolta, I can speak frankly most of the time," increased by 12 points.

Percentage of Positive Responses* in the Diversity Promotion Engagement Survey.

Statements	FY2017	FY2019	FY2020	FY2021
Diversity: Konica Minolta supports a diverse workforce (acknowledges and respects individual differences)	36%	51%	54%	67%
Inclusion: At Konica Minolta, I can speak frankly most of the time.	37%	43%	41%	49%

*Respondents answered "agree," "somewhat agree," "undecided," "don't much agree," and "disagree" on a 5-point scale. The percentage of positive responses is the percentage of "agree" and "somewhat agree" responses.

From fiscal 2022, the Konica Minolta Group will work together to promote Diversity, Equity and Inclusion (DEI) by verifying issues and progress in the Global Employee Survey.

Creating an Environment where Employees Embrace Differences and Take on New Challenges

Recognizing the importance of promoting inclusiveness as well as diversity, Konica Minolta, Inc. has been working in parallel to promote understanding among management and employees about the nature of DEI promotion since fiscal year 2016. We are also working to foster a corporate culture that encourages each employee to accept each other's differences and positively take on challenges. .

Workshop to Raise the Organization's Psychological Safety

Workshop for Leaders

To accelerate the development of a corporate culture in which healthy conflicts and positive challenges naturally occur, Konica Minolta, Inc. conducts workshops to enhance the psychological safety of the organization, especially of its leaders. From fiscal 2019 through fiscal 2021, about 350 leaders have participated in this hands-on program to improve organizational dialogue through workshops and follow-up group activities.

Lecture Meetings for Management

To promote understanding of the nature of DEI from a management perspective, we periodically held lectures from 2017 to 2019 for management, inviting executives from leading companies engaged in forward-looking initiatives, with directors and heads of each division participating.

Diversity Workshop for Senior Managers and Above

A workshop was held for senior managers and above to help them more deeply recognize the importance of promoting DEI and to train and provide guidance to their personnel. The workshop was held 12 times with about 300 participants during the two years from fiscal 2017 to fiscal 2018. At the end of the workshop, the participants each announced their determination to work to promote diversity in their respective departments.



Diversity workshop for senior managers and above

Eliminating Biases that Interfere with Employees Demonstrating their Abilities

To get each employee to respect each other's differences and create flexible and new ideas, in fiscal 2021, we began to seriously work on eliminating the unconscious bias that imposes our thoughts on colleagues and constrain us.

Providing e-Learning to All Employees

We produced videos for all employees and for leaders and their staff and provided e-Learning to all employees of Konica Minolta, Inc. To ensure that the participants not only understood the bias but also acted on it, the program involved making a declaration of action after viewing a video, which was followed by a review of the action they took one month later. The produced video was also made available to employees of Group companies in Japan, and several companies conducted training using this video.

Launch of the "Opportunity Cafe"

With the participation in the DEI Program held in Japan in June 2021, a network of volunteers was set up to study and think about DEI, and discussion meetings were held regularly. Under the theme of DEI, which includes sexual orientation, gender identity, disabilities, and gender roles and the division of labor, we have reached a better understanding of individual differences and, based on this, we have had wide-ranging discussions about what Konica Minolta has already contributed and what it can contribute in the years ahead. In fiscal2022, these network volunteers will take the lead in launching the "Opportunity Cafe," a place where they can interact with many more colleagues, deepen mutual understanding, and provide opportunities for all individuals to thrive.

Promoting Activities that Unify the Konica Minolta Group

Since fiscal 2017, we have been working to promote an understanding of DEI to employees of Group companies in Japan by regularly sharing articles containing interviews with executives and role models, and good practices for promoting DEI within the Company through our internal portal site, as well as by implementing Companywide programs.

Since 2021, those in charge of DEI promotion in Europe, the U.S., and Japan have met to plan global programs, including programs linked to International Women's Day as well as programs held in conjunction with Pride Month* with the aim of promoting activities that unite the Konica Minolta Group, including overseas Group companies. At the same time, the Group also held programs for Japan based on the themes of the global program to encourage more employees to participate in DEI promotion.

*June is recognized worldwide as "Pride Month," a time for promoting awareness of LGBTQ+ rights, and a wide range of events are held throughout the world.

» [Programs linked to International Women's Day](#)

June 2021 – RETHINK EMPOWERMENT

Unlock the power of diversity with Authenticity and Allyship

In conjunction with International Pride Month, a panel discussion was held by members of VIBRANT, an LGBTQ+ community operated by Group companies in Europe, allies, and external experts with 550 people from 22 countries participating in the discussion. In Japan, the program was held in conjunction with the global program and consisted of two parts: a talk by an outside lecturer who shared his experiences, and a group discussion in which participants discussed their insights, and about 100 people attended. Through this theme, we reaffirmed the importance of first creating a corporate culture in which everyone can work with peace of mind to work as they like.



Contents	Message from the CEO	Message from Corporate Vice President	Basic Approach and Systems for Sustainability Management	Sustainability Strategy	Material Issues	Activity Report		
						Environment	Social	Governance
Evaluation by External Parties	Stakeholder Engagement	Participation in Initiative	ESG Data	List of Policies	External Assurance	Guidelines Index	Reporting Policy	

November 2021 - RETHINK OUR WORKPLACE WITH YOUR VOICE

Each one of us plays a leading role in transforming the organization! With that in mind, we held a global program to take the "first step" toward transformation based on the results of the Your Voice Global Employee Survey (hereafter, "Your Voice") conducted in July. Approximately 800 people from around the world attended the event. The occasion provided a chance for colleagues from around the world to connect and share the thoughts of senior management on the importance of Your Voice, as well as the initiatives in each country, region, and business to realize One Konica Minolta. In Japan, under the theme of "Creating a Workplace that Utilizes Your Voice," a program was held that presented case studies of initiatives at each company, with approximately 180 people attending.

Fostering a Corporate Culture that Welcomes Diversity

Konica Minolta welcomes the differences of each employee, including their race, gender, nationality, age, disability, sexual orientation and gender identity, religion, and ethnicity. Therefore, we proactively actively engage in activities to understand each other's differences.

For example, Konica Minolta, Inc. supports each employee to act through regional "supporter" activities to promote diversity that is more in line with actual workplace conditions, as well as cross-cultural exchanges led by Muslim employees.

Creating an Environment that Embraces Diversity in Sexual Orientation and Gender Identity

Konica Minolta, Inc. is working to create an environment that embraces diversity in sexual orientation and gender identity. In fiscal 2018, we set up a counseling service for those worried about their sexual orientation and gender identity, and provide e-Learning for all employees, which is carried out on our internal portal site. We are also upgrading our internal facilities and equipment to make them accessible to all.

▶ Basic Concept and Vision | ▶ Promoting Diversity, Equity and Inclusion

▶ Promoting Women's Workplace Participation

▶ Utilizing Employee Experiences Gained Outside the Company and Abroad | ▶ Employment of People with Disabilities

Diversity

Promoting Women's Workplace Participation

▶ Basic Concept and Vision	▶ Promoting Diversity, Equity and Inclusion
▶ Promoting Women's Workplace Participation	
▶ Utilizing Employee Experiences Gained Outside the Company and Abroad	
▶ Employment of People with Disabilities	

Click to jump to the corresponding section in this page

- ▼ Konica Minolta's Approach ▼ Promoting Career Development of Women
- ▼ Creating an Environment Where Initiatives to Support the Success of Women Employees Can Succeed

Konica Minolta's Approach

Background and Issues

Gender equality and women's empowerment are key issues for the global community, and they are also vital to achieving the SDGs. In Japan, however, despite the fact that both men and women are generally highly educated, the reality is that women still face barriers when it comes to leadership and participation across the board. Konica Minolta recognizes the urgent need to develop an environment that facilitates women's success in its industry.



Vision

Konica Minolta views the diversity of its human resources as a source of new and never before seen innovative ideas and solutions. In this sense, diversity is the key to achieving a balance between "supporting people to achieve their own purpose" and "realizing a sustainable society" as stated in its management vision. We believe that promoting the advancement of women will also foster the advancement of all social minorities, and we seek to further expand the arenas in which women can actively participate in the workforce.



Key Measures and KPIs

Creating innovation by supporting human resources with diverse values

KPI	Result		Target	
	FY 2020	FY 2021	FY 2021	FY 2022
Percentage of management positions held by women	7.2%	9.1%	8%	10% or more
Percentage of women among new graduate recruits	23%	35%	30% or more	Maintain 30% or more

Regular employees of Konica Minolta, Inc. as of the April 1 following the end of each fiscal year

Promoting Career Development of Women

Since fiscal 2010, Konica Minolta, Inc. has been implementing a wide range of career development programs to encourage women's full participation in the workplace. Since fiscal 2016, we have positioned the support of women's advancement as a distinct management strategy that forms a part of our diversity promotion efforts, and we are further accelerating those efforts.

Active Employment of Women

Konica Minolta, Inc. is actively employing women as part of its efforts to increase the diversity of its human resources. Notably, the Company has set a target that at least 30% of new graduate recruits will be women and has continuously strengthened its recruitment efforts. In fiscal 2021, the percentage of women recruited for engineering jobs among new graduates was 32%. We will continue to actively employ women and ensure their full workplace participation at all stages of their careers.

Creating innovation by supporting human resources with diverse values

	New graduates	Mid-career recruitment
Percentage of women employed in FY2021 *	35%	24%

*Percentage of people who become prospective employees in FY2021

Promoting Career Development for Woman Employees

Konica Minolta, Inc. has worked proactively to create an organizational culture in which women can thrive, provide education and training, and augment its systems, using the percentage of management positions held by women as one of its indicators. Driven by a strong desire to foster women in leadership, the responsible individuals in each business division are directly involved in developing individual development plans and focus on reinforcing the pipeline of leaders. In addition to these initiatives, Konica Minolta identifies women with high potential and systematically nurture them so that they can exercise influence in the upper levels of management.

Strengthen Training of Manager Candidates

To reinforce the pipeline of leaders who are women, we provide training for women who are on the verge of becoming managers. The training seeks to systematically develop their skills and leadership abilities in order to facilitate their promotion to management positions.

Taking inventory of past experiences and identifying any shortcomings in experience and skill, we systematically assign duties and develop the competencies needed for career growth, including promotion to management positions and future advancement. In fiscal 2021, we also conducted training for about 40 women and their supervisors, respectively (about 80 employees in total), to address their need for additional experience and skills and to equip these women to better shape their own careers.

We introduced a "sister program" wherein more experienced women in management positions provide person-to-person consultations for women newly appointed to these roles, to help alleviate their concerns and raise their motivation immediately after promotion.

Workshops for Women Staff and Managers

A career planning workshop was held to encourage individual women employees to better appreciate their own value and strengths in action, to acquire skills and abilities for developing their own career plans, and to find a path towards ongoing personal growth. A management workshop was also held for the immediate supervisors of these women staff. The purpose was to enhance the ability of these managers to provide career support to their subordinates based on an understanding of the need for diversity in human resource development.

These two workshops were jointly planned, and by having women employees and their direct supervisors attend workshops around the same time, both groups were able to share an approach for career formation and an understanding of the issues, while enhancing their commitment. The company has been holding these workshops for women employees and their direct supervisors since fiscal 2017 until 2019. Around 350 employees and managers have participated over the last three years.



Workshop for women employees and manager candidates

Numerical Targets for Promoting Women's Career Development

In Japan, we are working hard to achieve the targets of our action plan, which is based on Japan's Act on Promotion of Women's Participation and Advancement in the Workplace. The plan aims to empower more women to reach leadership positions and broaden their spheres of activity. Konica Minolta, Inc. has completed its third action plan, which started in fiscal 2020, and formulated a new fourth action plan that will start in fiscal 2022.

Progress toward achieving the third phase of the action plan for fiscal 2020-2021

	Target	Result
Percentage of women in management positions (section manager and above)	8%	9.1%
Percentage of women assistant managers among early career employees* who are candidates for the next management position	12%	12.4%
Percentage of organization heads among women managers	40% or more	37.7%

*Early career employees: Under 40 years of age

The percentage of women in management positions has steadily increased each year and achieved the action plan targets. In fiscal 2018, Konica Minolta had its first woman executive officer, and as of June 2022, one outside director and three corporate vice presidents were women, bringing the percentage of women directors and executive officers to 8%.

Number and Ratio of Women Managers at Konica Minolta, Inc. (as of April of each year)



Fourth Phase of Action Plan for FY 2022-2024

(a) Plan duration	April 1, 2022 – March 31, 2024
(b) Numerical targets	Percentage of women in management positions (section manager and above): 10% or more Percentage of employees taking paid leave: 75% or more
(c) Description of initiatives	<ul style="list-style-type: none"> • Selective training of manager candidates • Rapid advancement by enhancing training for emerging employees • Promoting the planned use of paid leave
(d) Timing of initiatives	Implemented as needed

Creating an Environment Where Women Employees Can Succeed

For women to continue to work actively, it is important not only to support their career development, but also to improve the work environment.

Over many years, Konica Minolta, Inc. has proactively developed a system that flexibly adapts to the circumstances and needs of employees, such as changes in their working hours, workload, and work content due to childbirth, childcare, and nursing care, to create a comfortable work environment. Konica Minolta also focuses on mutual support among employees and employee activities that unite the Group.

Promoting Work-Life Management

The development of Konica Minolta's work-life balance support program began in the 1990s to prevent women employees from leaving their jobs due to childbirth or childcare. We are now also promoting male employees' participation in childcare and improving support for balancing work and nursing care, as well as changing systems and creating an environment that can flexibly adapt to the differing circumstances of each employee.

As a result, the gap in the average number of years of continuous service between men and women at Konica Minolta, Inc. has been eliminated, and we have created an environment where everyone can balance work and life.

» [Click here for initiative details. Expansion of Program for Balancing Work and Childcare](#)

Furthermore, we provide a wide range of opportunities for women and their colleagues and supervisors to gain accurate knowledge and learn coping strategies for diseases such as premenstrual and menopausal syndromes that are particular to the life stages of women, so that women can work safely and with peace of mind.

» [Click here for further details. Women's Health Support](#)

Creating a Network for Mutual Assistance

Konica Minolta promotes networking beyond organizational boundaries. Voluntary initiatives such as company childcare communities and career workshops help promote the active participation of women.

Network for Women in STEM

At Konica Minolta, Inc., more women are being hired as engineers, and women are being assigned to workplaces in which there used to be only men. As the environment changes, there are still workplaces in which there are very few women serving as engineers. For this reason, Konica Minolta established the Network for Women in STEM so that these women don't have to keep their worries to themselves but can connect with a wide group of colleagues, including people with the same concerns, people who have overcome these concerns, and people who can approach concerns from a completely different perspective. Men and other leaders in occupations other than engineering also participate as supporting members. In addition to online workshops on themes such as balancing home life, child-rearing and career, Konica Minolta has created an environment in which members can talk to others on the team at any time using chat and other systems.

Programs linked to International Women's Day

Since March 2018, Konica Minolta has been holding programs linked to International Women's Day.

*International Women's Day, which originated from a demonstration for women's suffrage held in New York City on March 8, 1904, was established by the United Nations in 1975.

Date Held	Theme	No. of Participants
2018	Connect	300 (held in Japan)
2019	Respect-Understand and acknowledge each other's differences	1,000 (held in Japan)
2021	RETHINK EMPOWERMENT	650 (held globally)



International Women's Day Program - March 2018



Diversity Promotion Companywide Program - March 2019
Lecture by Astronaut Takao Doi (pictured left)

BREAK THE BIAS - March 2022

Under the theme of "BREAK THE BIAS," Konica Minolta held global programs tailored to local communities in Europe, the U.S., and APAC.

In Europe, 220 people from around the world took part in discussions among participants and training by outside instructors on understanding and dealing with bias. In the U.S., we offered study courses for employees that focused on learning about bias and created a guide for managers to use to manage their organizations. In APAC, 130 people from China, Korea, and Japan participated. The panelists learned about bias and shared their experiences with panelists from other countries. Participants then discussed their own experiences and insights with each other in group discussion, and at the end, each person announced the future actions they would take.



External Evaluation

Platinum Kurumin Certification (FY2017)

Konica Minolta, Inc. was recognized by Japan's Minister of Health, Labour and Welfare as an exceptional example of a company that provides support to employees raising children.



Platinum Kurumin certification mark

Eruboshi Certification (FY2016)

As a company with an outstanding environment for promoting the role of women in the workplace, Konica Minolta was awarded the highest Eruboshi certification by Japan's Minister of Health, Labour and Welfare, under the Act on Promotion of Women's Participation and Advancement in the Workplace.



The Eruboshi certification mark

▶ Basic Concept and Vision | ▶ Promoting Diversity, Equity and Inclusion

▶ **Promoting Women's Workplace Participation**

▶ Utilizing Employee Experiences Gained Outside the Company and Abroad | ▶ Employment of People with Disabilities

Diversity

Utilizing Employee Experiences Gained Outside the Company and Abroad

▶ Basic Concept and Vision	▶ Promoting Diversity, Equity and Inclusion
▶ Promoting Women's Workplace Participation	
▶ Utilizing Employee Experiences Gained Outside the Company and Abroad	
▶ Employment of People with Disabilities	

Click to jump to the corresponding section in this page

- ▼ Konica Minolta's Approach ▼ Recruiting Non-Japanese Talent and Employing Mid-Career People in Japan
- ▼ Providing Opportunities to Gain Experience and Knowledge Outside the Company
- ▼ Provision of Innovation Creation Places

Konica Minolta's Approach

Background and Issues

In order to connect the promotion of diversity to the creation of innovation, it is important to build a team of employees with diversity in nationality, race, gender, age, and expertise, while also having individual employees with diverse experiences and perspectives. Konica Minolta believes in generating innovation by ensuring that diverse employees share ideas based on different perspectives.



Vision

Konica Minolta actively employs people in mid-career and people from outside of Japan. In addition, employees are encouraged to gain broad experience and knowledge outside the company and venues are provided for diversely talented individuals to share ideas.

By generating innovation with these measures, the company aims to meet the needs of its global customers and to create new value that goes beyond existing concepts.



- ### Key Measures
- Actively recruiting non-Japanese talent and employing mid-career people in Japan
 - Providing opportunities to gain experience and knowledge outside of the company
 - Promoting exchanges among employees globally and providing venues for creating innovation where diverse employees can inspire and learn from each other

Actively Recruiting Non-Japanese Talent and Employing Mid-Career People in Japan

Konica Minolta, Inc. actively employs mid-career people to help create innovation in Japan. The company is striving to secure the diversity of its human resources by also recruiting non-Japanese new university graduates, as well as Japanese graduates with experience living abroad. Notably, the Group has continued to recruit talented foreign nationals from the Indian Institute of Technology, which has helped it to acquire excellent IOT personnel.

Percentage of Mid-career People Employed in Fiscal 2021

- Percentage of mid-career people among total newly employed people: 52%

Percentage of Global Talent Who Joined the Company in April 2022

- Percentage of non-Japanese nationals among newly recruited employees: 8%

For data from previous years, please refer to [Social Data](#) in the [ESG Data](#) section.

Providing Opportunities to Gain Experience and Knowledge Outside the Company

Konica Minolta will continue to promote diversity by taking initiatives to promote the diversity of individuals in the workforce and increase the number of hires with diverse experience and knowledge.

Lifting of Ban on Side Jobs and Secondary Employment and Introducing a Job Return System

In 2017, Konica Minolta, Inc. lifted its ban on side jobs and secondary employment for employees and introduced a job return system to enhance individual diversity through outside work experience.

- Click here for initiative details: [Expanding the System for Creating Innovation > Lifting of Ban on Side Jobs and Secondary Employment, and Job Return System](#)

Fostering Early Career Talent through Overseas Experience

Konica Minolta, Inc. operates an early career overseas training program that sends early-career employees to overseas sales companies and world-class business schools. The program is designed to nurture leaders early in their careers by broadening their viewpoints and expanding their horizons, thereby starting to equip them to be globally successful through exchanges and leadership practices in an environment consisting of diverse values.

- Click here for initiative details: [Human Resource Development > Global Assignment Program for Early Career Talent](#)

Provision of Innovation Creation Venues

Group companies outside of Japan utilize the Technology Innovation Program to develop mechanisms to create and accelerate innovation across different business sectors and national borders.

The Technology Innovation Program began in 2015 in the EU, and now every year members from over 10 countries meet to discuss new business opportunities, spending 10% of their time over a 6-month period on developing products, platforms or services to address real business challenges.

This program was also expanded to the Asia-Pacific region in fiscal 2019, and to the U.S. in fiscal 2020, aiming to accelerate new innovation.

Diversity

Employment of People with Disabilities

▶ Basic Concept and Vision	▶ Promoting Diversity, Equity and Inclusion
▶ Promoting Women's Workplace Participation	
▶ Utilizing Employee Experiences Gained Outside the Company and Abroad	
▶ Employment of People with Disabilities	

Special Subsidiary "Konica Minolta With You, Inc." Promotes Employment of People with Disabilities

In September 2013, Konica Minolta established the special subsidiary Konica Minolta With You, Inc. to support the independence of people with disabilities through employment. The "With You" in the company name expresses the intention that the company is not just doing something for people with disabilities but rather that it works with them to enhance their participation in society. Through this subsidiary, Konica Minolta is pursuing the social independence and mainstreaming of people with disabilities.

In order for employees to feel pride and satisfaction through their work, Konica Minolta With You, Inc. enables its new employees to experience a variety of jobs during the first three years after joining the company, and helps them to create a long-term career vision with goals to achieve within five years. In this way, the company supports career development for people with disabilities, with the aim of maximizing their professional skills.

Employees with disabilities engage in work that directly contributes to the Group's business, including printing business cards and Konica Minolta product manuals, digitizing documents, data entry, and cleaning and servicing Konica Minolta multi-function printers used by customers. They also support other Group employees by serving customers at a café and shop on site, and by collecting and distributing mail within the company and cleaning meeting rooms and reception rooms.

Employees with disabilities who work for Konica Minolta were awarded the Silver Medal for representing Tokyo in the PC data entry skills competition at the 41st National Abilympics (vocational skills contest for people with disabilities) held in December 2021.

▶ [Click here for award details](#) : Developing Human Capital > Evaluation by outside third party

See [Social Data](#) in [ESG Data](#) for the percentage of employees with disabilities



Printing business cards and product manuals



Customer service at a café on site



Cleaning and servicing Konica Minolta multi-function printers

-
- ▶ Basic Concept and Vision
 - ▶ Promoting Diversity, Equity and Inclusion
 - ▶ Promoting Women's Workplace Participation
 - ▶ Utilizing Employee Experiences Gained Outside the Company and Abroad
 - ▶ **Employment of People with Disabilities**

Customer Satisfaction and Product Safety

Basic Concept and Management System

▶ Basic Concept and Management System	▶ Konica Minolta Quality Policy
▶ Achieving Top-Tier Quality and Reliability	▶ Enhancing the Security of Products and Services
▶ Creating New Quality Value	▶ Providing Useful Products to Meet Social Needs

Click to jump to the corresponding section in this page

▼ Basic Concept ▼ Quality Management System

Basic Concept

Aspiring to maximize customer satisfaction and trust

Konica Minolta aspires to maximize customer satisfaction and trust by providing products and services of superior value. The Group has articulated its basic approach to accomplishing this in the Konica Minolta Quality Policy, which governs Group companies worldwide. An issue of particular importance is ensuring safe, reliable products and services. Accordingly, Konica Minolta has established a unified quality assurance system across the Group, and addresses quality assurance in terms of the entire product lifecycle. Konica Minolta is determined to help create a better world by solving customers' challenges, and to do this it seeks to build deeper relationships with customers so that it can discover and satisfy both latent needs and apparent requests.

Quality Management Policy

Implementing thoroughly a policy that places top priority on customer satisfaction and quality

Konica Minolta has articulated its basic concept for earning customer satisfaction and trust in the Konica Minolta Quality Management Policy. By sharing this policy with Group companies around the world, Konica Minolta tries to ensure that top priority is placed on customer satisfaction and quality.

Based on this policy, the Group strives to improve not only the quality of products, but also quality across the board, including maintenance and service.

Konica Minolta Quality Policy (excerpts)

The Konica Minolta Group ensures maximum satisfaction and trust of its customers, paying the utmost attention to customers and giving top priority to the quality of products and services.

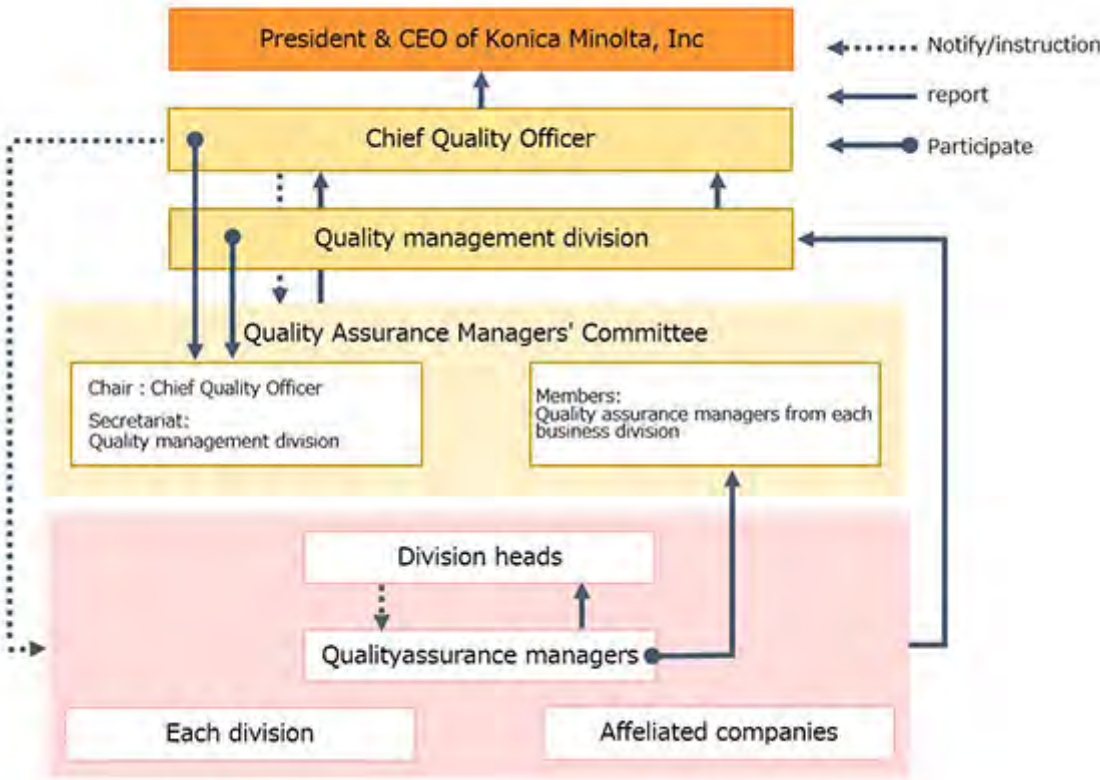
Our concept is to make steady progress in quality based on quantitative measurement and analysis of accurate data. This basic concept is demonstrated in the following affirmations:

1. Achieving the industry's top level of Customer Satisfaction
2. Providing advanced products that satisfy customers' potential needs
3. Establishment and development of a global Quality System.
4. Quality Management in the total life cycle of products and services
5. Continued enhancement of our Quality Assurance Process
6. Minimization of product quality risks
7. Disclosure of product safety information

Quality Management System

The Chief Quality Officer oversees all quality management operations.

Konica Minolta, Inc. has established a Quality Assurance Managers' Committee that supervises Group-wide quality management. This committee is chaired by the Chief Quality Officer, who has responsibility for and authority over all quality matters for the entire Group. The committee meets on a quarterly basis, in principle. In addition to promoting quality planning and monitoring progress, it shares and scrutinizes information concerning quality assurance. Furthermore, each business works to continuously improve quality by thoroughly implementing the PDCA cycle for quality issues.



- ▶ [Basic Concept and Management System](#)
- ▶ [Konica Minolta Quality Policy](#)
- ▶ [Achieving Top-Tier Quality and Reliability](#)
- ▶ [Enhancing the Security of Products and Services](#)
- ▶ [Creating New Quality Value](#)
- ▶ [Providing Useful Products to Meet Social Needs](#)

Customer Satisfaction and Product Safety

Konica Minolta Quality Policy

▶ Basic Concept and Management System	▶ Konica Minolta Quality Policy
▶ Achieving Top-Tier Quality and Reliability	▶ Enhancing the Security of Products and Services
▶ Creating New Quality Value	▶ Providing Useful Products to Meet Social Needs

The Konica Minolta Group ensures maximum satisfaction and trust by our customers, paying the utmost attention to our customers and giving our top priority to the quality of products and services.

Our concept is to make steady progress in quality based on quantitative measurement and analysis of accurate data. This basic concept is demonstrated in the following affirmation:

“ Management Based On Facts”

1. Achieving the industry's top level Customer Satisfaction

We will provide products and services of high quality and high reliability to achieve the industry's top-level of Customer Satisfaction through continuous analysis of market trends and steady efforts for improvement.

2. Providing advanced products that satisfy customers' potential needs

We will always pursue ease of use from our customers' viewpoint with products on the cutting-edge of trends.

3. Establishment and development of a global Quality System

We will establish and develop a global integrated Quality System throughout the Konica Minolta Group, including worldwide affiliated companies.

4. Quality Management in the total life cycle of products and services

We will implement Quality Management to achieve our target based on quantitative measurement of quality at each life-cycle stage of products and services -- starting from planning, developing, manufacturing, usage, and disposal.

5. Continued enhancement of Quality Assurance Process

We will continue to improve job processes voluntarily and aggressively in order to enhance the Quality Assurance Process.

6. Minimization of product quality risks

We will take proactive measures and promptly respond to our customers in order to eliminate risks to our customers and our company caused by quality problems.

7. Disclosure of product safety information

We will actively disclose product safety information to ensure our customers will use our products without any anxiety and to fulfill our accountability to society.

April 1, 2022



Toshimitsu Taiko
President and CEO
Konica Minolta, Inc.

▶ Basic Concept and Management System	▶ Konica Minolta Quality Policy
▶ Achieving Top-Tier Quality and Reliability	▶ Enhancing the Security of Products and Services
▶ Creating New Quality Value	▶ Providing Useful Products to Meet Social Needs

Customer Satisfaction and Product Safety

Achieving Top-Tier Quality and Reliability

▶ Basic Concept and Management System	▶ Konica Minolta Quality Policy
▶ Achieving Top-Tier Quality and Reliability	▶ Enhancing the Security of Products and Services
▶ Creating New Quality Value	▶ Providing Useful Products to Meet Social Needs

Click to jump to the corresponding section in this page

- ▼ Konica Minolta's Approach ▼ Improving the Quality Assurance System ▼ Taking Steps to Ensure Safety
- ▼ Taking Steps to Improve Quality ▼ New Initiatives for the IoT Era

Konica Minolta's Approach

Background and Issues

Ensuring product safety and security is essential for delivering consistently high quality. It goes without saying that Konica Minolta strives to improve the quality of and ensure the safety of the hardware it provides. With the advancement of IoT, Konica Minolta also recognizes that a more robust approach to IT threats is crucial to sustainable growth, as they can cause serious damage to customer operations.



Vision

To deliver value to customers, Konica Minolta continually seeks to enhance its products, incorporating cutting-edge technologies. Simultaneously, the Group is raising awareness among employees about addressing quality from the customer's perspective, while continuously enhancing quality management activities. The aim is to provide customers with products and services that offer even greater convenience, safety and peace of mind.



Key Measures and KPIs

● Reinforcing efforts to ensure safety when using products and services

KPI	Result		Target	Target Year
	FY2020	FY2021		
Number of serious product-related accidents*	0	0	Maintained at 0 in every year	FY 2022
Major business losses related to product safety (JPY)	0	0	Maintained at 0 yen in every year	FY 2022

* Serious product-related accidents refer to those accidents that cause serious harm to the product user's life and/or body and accidents that cause serious damage to assets other than the product.

* Scope of aggregation: All Konica Minolta products

See Social Data in [ESG Data](#) for the results of previous years

Improving the Quality Assurance System

Taking various steps to improve the quality assurance system

Konica Minolta has established a quality assurance system. It is striving to improve its ability to resolve market quality problems that are related to the safety of products and services and is working to avoid serious accidents and reduce quality problems.

Investigating Quality Problems via Regular Meetings

Konica Minolta regularly holds quality meetings across the Group to discuss product safety and other quality-related issues and work to continuously improve quality by thoroughly implementing the PDCA cycle.

Addressing Market Quality Issues

Whenever a problem related to product quality occurs, sales sites around the world are required to register information in a Group-wide critical accident report database immediately. Registered information is instantly sent to the appropriate supervisor and shared with relevant departments. Using this system, the Group takes action to prevent a recurrence by thoroughly investigating all registered incidents, analyzing the causes, implementing countermeasures, and reflecting these in technical and assessment standards. In the unlikely event of a safety-related incident, a report will be immediately filed with the supervisor of the individual business and shared with the Chief Quality Officer, as well as with the departments in charge of quality assurance, corporate communications, and legal affairs, regardless of the cause of the problem. When a quality problem with a potentially serious risk arises, a Quality Problem Countermeasure Conference is convened based on the Market Quality Management Rules in order to promptly deal with the issue and ensure thorough information disclosure.

Enhancing Product Safety Standards

MFPs and printers used in offices must be designed so that misuse and break-downs do not cause electric shocks, smoking, or injuries to users. For this reason, Konica Minolta has established independent product safety standards that exceed the requirements of the legal standards and have rules requiring the detailed check of every aspect of its products. Past quality problems are thoroughly analyzed, the causes are identified, and measures to deal with the problems are investigated. The results of this process are reflected in updated product safety standards. Continuous implementation of this process prevents the recurrence of quality-related problems and prevents new problems from arising.

Taking Steps to Ensure Safety

Expanding efforts to ensure product safety throughout the entire Group

Product Safety Training

Konica Minolta has developed a Group-wide product safety education system for technicians involved in design and development, manufacturing technology, procurement, and quality assurance. The courses are designed to increase technicians' knowledge of product safety issues and increase their awareness of potential problems.

In fiscal 2014, the Group also implemented a Risk Assessment Improvement Program focusing on risk-finding and assessment exercises so that the knowledge and skills developed by participants in past training can be put into practice in actual operations. A questionnaire was given to trainees after the course was finished to verify that it is benefiting them in their actual work. The results have been fed back to the training planners to help improve the content of the program. Going forward, Konica Minolta will continue to improve employees' product safety awareness and raise the level of their skills by providing continuing education.

Application of Risk Maps

Konica Minolta utilizes risk maps as a way to assess product safety. These maps describe the degree of risk by the severity and frequency of aftermarket accidents. Using these maps, the Group undertakes objective assessments of the risk of product quality problems in the market and evaluates the effect of countermeasures. The Group pursues high safety levels by using the risk maps as risk assessment tools in the development process as well.

Specifically, the Business Technologies Business and the Healthcare Business consolidate, scrutinize, and identify, in accordance with stated rules, information provided by customers worldwide. With respect to information involved in product safety, they apply risk management techniques. By clarifying its criteria, the Group can respond quickly to the market, determine essential causes, and improve procedures.

Safe Product Design Based on Combustion Test Data from a Laboratory

Konica Minolta designs its products to eliminate any chance of them catching fire or emitting smoke. However, in the event that such an incident or a building fire should occur, products must have a fire-resistant design to prevent the spread of fire. Therefore, fire-retardant plastics are selected when designing products. In order to get accurate data on fire safety, products need to be subjected to combustion testing.

Konica Minolta has set up a reliability testing laboratory at its Tokyo Site Hachioji. This is where tests can be conducted to obtain detailed information on product combustibility using cutting-edge analysis techniques. The laboratory is also equipped with advanced equipment to treat smoke exhaust, enabling combustion testing to be performed without any impact on the local environment.

Taking Steps to Improve Quality

Improving quality awareness in the workplace and promoting the horizontal rollout of effective approaches

Sharing Information about Quality Problems and Cross-deploying Countermeasures within the Group

Konica Minolta is accelerating its Group-wide effort to disclose information regarding quality problems and cross-deploy countermeasures as a policy "One Konica Minolta." The goal is to increase sensitivity to quality issues, thereby resolving problems early on and ensuring better response.

As a specific measure of the cross-deploying efforts, the Group conducts Production Capability Assessments at production sites, including sites outside Japan. Members of each site serve as assessors in this effort to perform mutual cross-assessments of businesses. Assessments are designed to visualize issues at each site by quantifying different aspects, such as the 5S's (Sort, Straighten, Shine, Standardize, and Sustain), visualization, elimination of inefficiencies, and factory management. The 5S's and visualization are intended to encourage proactive improvements on the production floor by presenting ideals as guidelines. Additionally, good practices are cross-deployed by sharing assessment results and examples of initiatives from each site on the company intranet.

From fiscal 2019, measures were taken to further prevent quality fraud by making improvements based on the guidelines established by the department in charge of quality assurance. Horizontal deployment of good practices was also promoted.

Initiative for the Development of Quiet Products

Konica Minolta is pursuing the development of quiet products that do not disturb the office environment by measuring and analyzing various sounds that are generated by MFPs and printers. As part of this effort, the company carried out joint development with a university to find a method for analyzing noise generated by products. After devising a method, the company could predict the noise level of planned products, thereby facilitating the development of quieter office products for more pleasant work environments.

Konica Minolta has obtained ISO/IEC 17025* accreditation for testing product noise levels. By utilizing its test laboratory with world-class acoustic characteristics, the company is able to carry out the in-house acoustic measurements needed to apply for Germany's "Blue Angel Mark" eco-label.

* ISO/IEC 17025: General requirements for the competence of testing and calibration laboratories.

» [News Release: Acoustic Test Laboratory Gains Qualification to Apply for Germany's "Blue Angel Mark" Eco-Label](#)



The inside of the acoustic test laboratory

Verifying a Variety of Paper Types

In on-demand commercial printing, customers require the ability to print on various kinds of stock, including heavy-weight, light-weight, glossy, and rough-finish papers. Regarding MFPs in offices, the use of recycled paper or thin paper is increasing due to consideration for the environment.

In response to these needs and to make products compatible with more types of paper, Konica Minolta is conducting verification of image reproduction and paper feeding on a diverse array of paper types. The characteristics of several hundred types of paper from around the world are measured, and the optimal settings for each type are verified by conducting printing tests on actual MFPs.

Based on the measurement and verification results obtained, the optimum printing conditions for each paper type are "packaged," and profiles are created to enable high-quality printing on various papers. By equipping its digital printing presses with these paper profiles, Konica Minolta delivers highly reliable condition settings for various types of paper. This in turn enables even greater operating efficiency for customers.



Media Evaluation Center

New Initiatives for the IoT Era

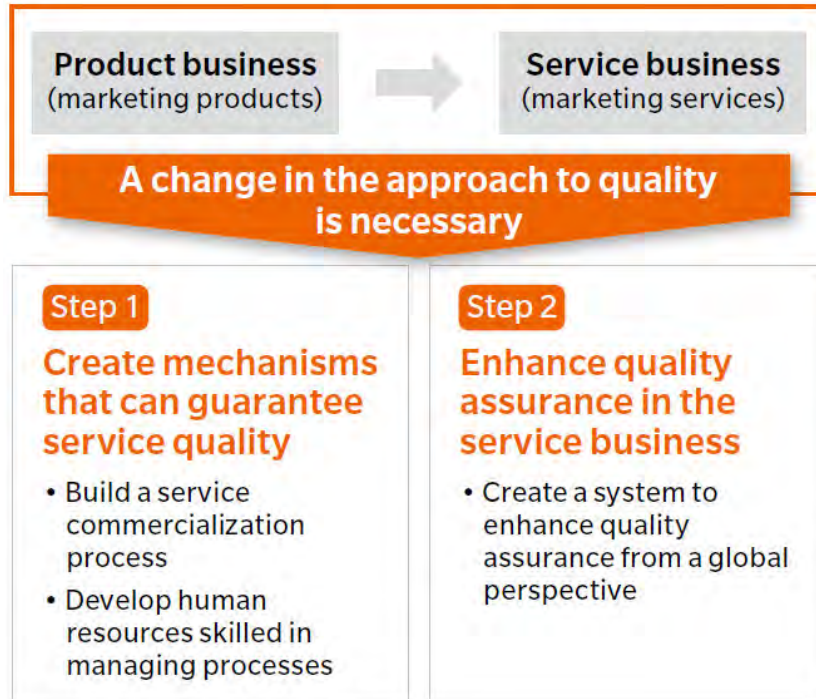
Creating a Quality Assurance System in Service Business Areas in the IoT Era

In service business areas, the company believes it must shift from product quality assurance to service quality assurance and establish the most innovative processes. Services are different from manufactured products as they lack physical form, their quality cannot be checked in advance, and they highlight the importance of process in addition to results.

Consequently, it is a challenge to predict and manage highly reliable quality.

Based on this shift, the company is working to build a service commercialization process. This will include building and establishing quality standards suited to the features of products in this area as well as creating management guidelines. This effort aims to create a mechanism for quality assurance for the entire life cycle of the service business. It also provides training on skills needed in the IoT service business to develop human resources skilled in process management.

Konica Minolta is developing service businesses in proximity to its customers, with sites all around the world. A global outlook is crucial for creating a mechanism that ensures strong quality assurance worldwide.



Quality Issues and Steps to Grow Service Business Areas

-
- ▶ Basic Concept and Management System | ▶ Konica Minolta Quality Policy
 - ▶ **Achieving Top-Tier Quality and Reliability** | ▶ Enhancing the Security of Products and Services
 - ▶ Creating New Quality Value | ▶ Providing Useful Products to Meet Social Needs

Customer Satisfaction and Product Safety

Enhancing the Security of Products and Services

▶ Basic Concept and Management System	▶ Konica Minolta Quality Policy
▶ Achieving Top-Tier Quality and Reliability	▶ Enhancing the Security of Products and Services
▶ Creating New Quality Value	▶ Providing Useful Products to Meet Social Needs

Click to jump to the corresponding section in this page

- ▼ Konica Minolta's Approach ▼ Promoting Secure Development and Operation Processes
- ▼ Gathering and Addressing Vulnerability Information ▼ Responding in the Event of a Product Security Incident

Konica Minolta's Approach

Background and Issues

In line with its vision “Imaging to the People,” Konica Minolta is working to develop and provide products and services utilizing the latest digital technologies such as IoT and artificial intelligence (AI). Yet, simultaneously, cyber-attacks targeting individuals and companies continue to rise, their methods becoming subtler and more sophisticated. Products and services offered by Konica Minolta may also pose a risk of exposing customers to data security threats. Therefore, efforts are required to ensure secure products and services, and to prevent product security incidents in the marketplace. In the event of a security breach, Konica Minolta is committed to pursuing a quick recovery and resolution to minimize customer damage.



Vision

Konica Minolta aims to raise each employee’s quality assurance awareness from the customer’s point of view, achieve quality of high-reliability in its products and services, and also provide products and services that, in terms of security, can be used safely and securely.



Key Measures and KPIs

Complete elimination of serious information security incidents

KPI	Result		Target	Target Year
	FY 2020	FY 2021		
Number of serious information security incidents*	0	0	Maintained at 0 in every year	Fiscal 2022
Major business losses related to information security (JPY)	0	0	Maintained at 0 yen in every year	Fiscal 2022

* Serious security incidents refer to those product-security incidents that cause serious and significant harm to the product user's business

Promoting Secure Development and Operation Processes

Konica Minolta is committed to developing and operating secure products and services.

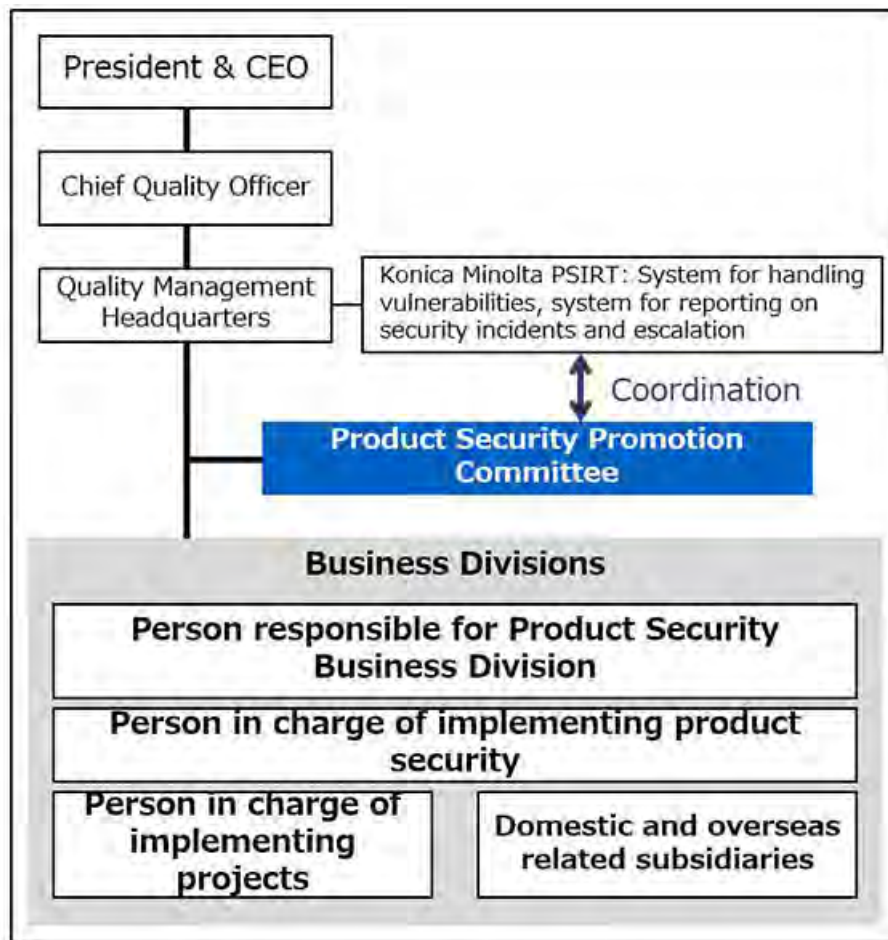
Konica Minolta is globally committed to preventing serious security incidents by developing and providing secure products and services and taking initiatives to operate and maintain them securely.

Product Security Guidelines

Konica Minolta has established product security guidelines as internal regulations and procedures for assuring secure development and operation, and it carries out secure development and operation processes for products and services across the Group. Development and operation in conformity with the product security guidelines apply, in principle, to all products and services of the Konica Minolta Group. This commitment lasts the entire life cycle, from the planning and proposal of products and services to their disposal and end of service, and includes the supply chain, such as development and operation contractors and suppliers.

In addition, Konica Minolta regularly holds company-wide product security promotion meetings to discuss product security issues, and strives to continuously enhance its security level by sharing information on the most effective practices from inside and outside the company.

Company-wide promotion system



Konica Minolta, Inc. established a company-wide system for implementing product security, giving the Chief Quality Officer responsibility for it. Under the supervision of the Quality Management Headquarters, the company is expanding this system to all products and services across all of its business divisions.

Thread Analysis and Security Measures

When developing products and services, Konica Minolta conducts threat analyses in the upstream stage of development in order to eliminate system design vulnerabilities and prevent security incidents from occurring down the line. Envisioned security threats to assets that need to be protected are comprehensively identified, and security measures to counter those threats are studied and reflected in the requirements definition.

Moreover, Konica Minolta set up a Secure Development CoE consisting of internal security experts to assist development divisions in implementing and enhancing secure development and operation processes.

Vulnerability Assessment

Software developed by Konica Minolta, and the Open Source Software (OSS) modules and applications incorporated into it, may have security flaws called vulnerabilities. Since releasing vulnerabilities can lead to security incidents caused by cyberattacks, vulnerability assessments must be performed during the development phase and any problems must be fixed before the launch of the product or service. Konica Minolta centrally manages OSS usage across the company and has made available multiple static analysis tools (SAST) and dynamic analysis tools (DAST) as company-wide vulnerability diagnostic tools to detect and correct software and system vulnerabilities. In addition, regarding products and services for which security risks are of particular concern, Konica Minolta takes even stronger security measures, such as outsourcing penetration testing.

Secure Operation and Maintenance

Konica Minolta has established and deployed within the company guidelines for secure operation and maintenance so that following market launch customers can continue to use products and services with peace of mind. The guidelines are used in an effort to prevent security incidents caused by oversights or errors in market support.

Product Security Education

Konica Minolta has prepared several educational programs for employees to ensure the implementation of secure development and operation processes with the aim of improving employee awareness and skills in product and service security. The company held programs new employee education, product security general education, and threat analysis workshops, with more than 1,400 employees having attended the sessions. The company will continue to expand and enhance its educational programs, aiming for a higher level of understanding.

Gathering and Addressing Vulnerability Information

Konica Minolta will continue to gather and address vulnerability information after shipment and/or operation commencement of products and services, to continue providing safe and secure products and services.

Gathering and Addressing Disclosed Vulnerability Information

New vulnerability information for software is discovered and reported daily. More than 20,000 new vulnerabilities (actual result in fiscal 2021) were reported by NIST's^{*2} NVD^{*3} in the United States in that one year alone. That is why it is necessary to gather vulnerability information and address the vulnerabilities even after the launch of products and services. Konica Minolta monitors this information on a daily basis, including open databases of vulnerability information other than NVD. This allows Konica Minolta to catch information that may affect its products and services at an early stage and spread it throughout the company while implementing countermeasures and mitigation steps as necessary to reduce risks for affected products and services.

*2 NIST: National Institute of Standards and Technology

*3 NVD: National Vulnerability Database, released by NIST

KONICA MINOLTA PSIRT

In December 2017, Konica Minolta established and began operating KONICA MINOLTA PSIRT^{*4} as a company-wide organization for cooperation with external public organizations. PSIRT centrally manages information on product and service vulnerabilities throughout the company and takes necessary measures. It also works with the CSIRT team, which handles security incidents for internal IT assets, to establish a system to roll out necessary responses globally. Furthermore, in May 2019, it joined FIRST^{*5}, an international forum of approximately 500 CSIRT and PSIRT teams from 92 countries, and put in place a system that enables intra-company information coordination and contribution to security.

If PSIRT discovers vulnerability information that could affect Konica Minolta's products and services, it follows internal rules governing how to handle vulnerability information to verify, triage, and address the vulnerabilities, and consider the disclosure of information as necessary. The internal rules are based on NIST's Cyber Security Framework^{*6}, FIRST's PSIRT Services Framework^{*7}, and other Japanese and international guidelines.

An important role of PSIRT is to receive and respond to vulnerability information from external stakeholders. If vulnerabilities in Konica Minolta's products or services are discovered by security researchers, security vendors, or others, PSIRT acts as a direct or indirect point of contact to report vulnerability information. In the event a vulnerability report is received, PSIRT will take appropriate action in accordance with international vulnerability handling processes^{*8*9*10}.

*4 PSIRT: Product Security Incident Response Team

*5 FIRST: Forum of Incident Response and Security Teams: <https://www.first.org/>

*6 Cyber Security Framework: <https://www.nist.gov/cyberframework>

*7 PSIRT Services Framework:
https://www.first.org/standards/frameworks/psirts/psirt_services_framework_v1.1

*8 ISO/IEC 29147: Information technology — Security techniques — Vulnerability disclosure:
<https://www.iso.org/standard/72311.html>

*9 ISO/IEC 30111: Information technology — Security techniques — Vulnerability handling processes:
<https://www.iso.org/standard/69725.html>

*10 Information Security Early Warning Partnership Guideline:
https://www.ipa.go.jp/security/english/about_partnership.html

Contents	Message from the CEO	Message from Corporate Vice President	Basic Approach and Systems for Sustainability Management	Sustainability Strategy	Material Issues	Activity Report		
						Environment	Social	Governance
Evaluation by External Parties	Stakeholder Engagement	Participation in Initiative	ESG Data	List of Policies	External Assurance	Guidelines Index	Reporting Policy	

Responding in the Event of a Product Security Incident

In the event of a product or service security incident in the market, Konica Minolta will strive to respond promptly.

Escalation System in the Event of a Product Security Incident

Konica Minolta works to prevent security incidents through secure development and operation processes and to gather and address vulnerability information after launch, but the possibility of problems caused by design bugs and operational oversights or errors is not zero. In addition, cyber-attack methods continue to become subtler and more sophisticated, making it nearly impossible to completely eliminate security incidents.

Konica Minolta responds to market quality issues based on its Group Market Quality Control Rules. In the event of a product or service security incident, it registers information in a Group-wide serious accident report database, the same as when product quality-related issues occur, and immediately sends the information to relevant persons within the company, including the Chief Quality Officer. Information is also sent to the Chief IT Officer and to CSIRT, and a company-wide effort is made to quickly recover from security incidents, analyze their causes, and prevent recurrence. In the unlikely event of a leakage of a customer's confidential information or personal information due to an incident caused by a product or service, Konica Minolta will apologize and explain the facts to the customer and promptly report the incident to the relevant authorities and organizations.

- ▶ Basic Concept and Management System
- ▶ Konica Minolta Quality Policy
- ▶ Achieving Top-Tier Quality and Reliability
- ▶ **Enhancing the Security of Products and Services**
- ▶ Creating New Quality Value
- ▶ Providing Useful Products to Meet Social Needs

Customer Satisfaction and Product Safety

Creating New Quality Value

▶ Basic Concept and Management System	▶ Konica Minolta Quality Policy
▶ Achieving Top-Tier Quality and Reliability	▶ Enhancing the Security of Products and Services
▶ Creating New Quality Value	▶ Providing Useful Products to Meet Social Needs

Click to jump to the corresponding section in this page

- ▼ Konica Minolta's Approach ▼ Working to Improve Customer Relationship Management
- ▼ Creating Customer Value through Design Thinking ▼ Support Systems

Konica Minolta's Approach

Background and Issues

Long-term customer relationships are essential to the success of Konica Minolta's businesses in office equipment, medical devices, measuring instruments, and other products. In order for Konica Minolta to remain irreplaceable to in an era when customer needs are becoming more sophisticated and diverse, the ability to anticipate potential challenges is required.

Consequently, Konica Minolta understands the importance of visiting customer sites in order to build trusting relationships, foster collaboration, and provide solutions to problems.



Vision

Konica Minolta uses customer feedback to improve its products and services. The company strives to strengthen its relationships by helping customers achieve their unique goals. Konica Minolta aims to continually improve customer satisfaction and form strong relationships that result in a positive reputation and new customer referrals. Furthermore, it will continue to create value for customers and contribute to the identification and solution of social issues.



- ### Key Measures
- Continue conducting satisfaction surveys and implementation of improvements based on these results
 - Improving the accuracy of verification processes for customer value creation using design thinking*

* Design thinking: A mindset and method for discovering the value that customers need. It helps create ways to realize value by applying rapid cycles of observation, understanding, issue definition, idea generation, prototyping, and verification.

Working to Improve Customer Relationship Management

Earning more trust and a higher appraisal from customers by building long-term relationships

Continuous after-sales service is necessary for products such as IT devices, medical devices, and measurement devices handled by Konica Minolta. The company is determined to increase the confidence and trust of its customers through this kind of long-term relationship and hopes to establish rapport that will lead to customers recommending Konica Minolta to other potential customers. That is why the company actively gathers feedback from customers, has established a system for using it to improve products and services, and is attempting to enhance customer relationship management Group-wide.

Heeding the Voice of the Customer

Konica Minolta provides customer assistance in countries around the world through call centers and websites set up for different products and services. In addition to responding promptly to defect information and inquiries received by each contact point, the Group also centralizes that information in its Voice of the Customer* database in an effort to ascertain the status of quality and customer requests. Additionally, each business division periodically conducts customer satisfaction surveys either through an independent organization or in-house. Moreover, the quality assurance and development personnel in addition to sales personnel make visits to customers who use the Group's products.

* The Voice of the Customer (VOC) database stores feedback gathered from call centers, interviews, and the results of market surveys.

Global Deployment of NPS® Surveys to Measure Customer Relationship Management in the Business Technologies Business

In 2012, the Business Technologies Business created a Customer Relations (CR) Division and adopted Net Promoter Score®: NPS®** as a target indicator. It developed its own scientific approach, adding NPS® to the conventional customer satisfaction survey and deploying it globally. Today, the results are being utilized to improve product and service quality.

In fiscal 2017, a transaction survey system was introduced to ascertain customer satisfaction with point-of-contact experiences, such as telephone inquiries and repair service, and to obtain NPS® for these points of contact. In fiscal 2019, the system was expanded to more countries, and in fiscal 2020, a service improvement process was started based on the system. It will enable the needs and negative experiences of every customer to be ascertained in real time, in order to make rapid improvements. The Division is working to further improve its NPS® by developing PDCA cycles to address overall issues brought to light by the NPS® surveys, and individual customer issues identified by the transaction survey.

* Net Promoter Score® (NPS®) : an indicator that measures the percentage of customers who recommend the company and its products and services to others. . Net Promoter Score® and NPS® are registered trademarks of Bain & Company, Inc., Fred Reichheld and Satmetrix Systems, Inc.

Conducting a Customer Satisfaction Survey

To work proactively on improving customer satisfaction, each business unit of the Konica Minolta Group is conducting surveys with the methods tailored to the characteristics of the business concerned.

In Konica Minolta's mainstay Business Technologies Business, the focus is on NPS® as an indicator of the level customer engagement.

Since 2012, Konica Minolta has been expanding the number of countries in which it implements PDCA cycles based on NPS® surveys. As of April 2022, the program has been deployed in 24 countries, including Japan, the United States, Europe and the Asia Pacific region. The NPS® survey results have improved every year since the full-scale global survey in fiscal 2014. In fiscal 2017 the score was 9 points higher than in fiscal 2014, thereby achieving the high target that was set. The fiscal 2018 score fell to just 6 points* above fiscal 2014 level, but by fiscal 2020 the score was back up, to 11 points above the fiscal 2014 level. In fiscal 2020, the score improved by 11 points over fiscal 2014. However, in fiscal 2021, NPS® declined significantly* due to a drop in customer satisfaction related to product delivery and toner shipping. The Group takes this result seriously and will work to regain the trust of customers.

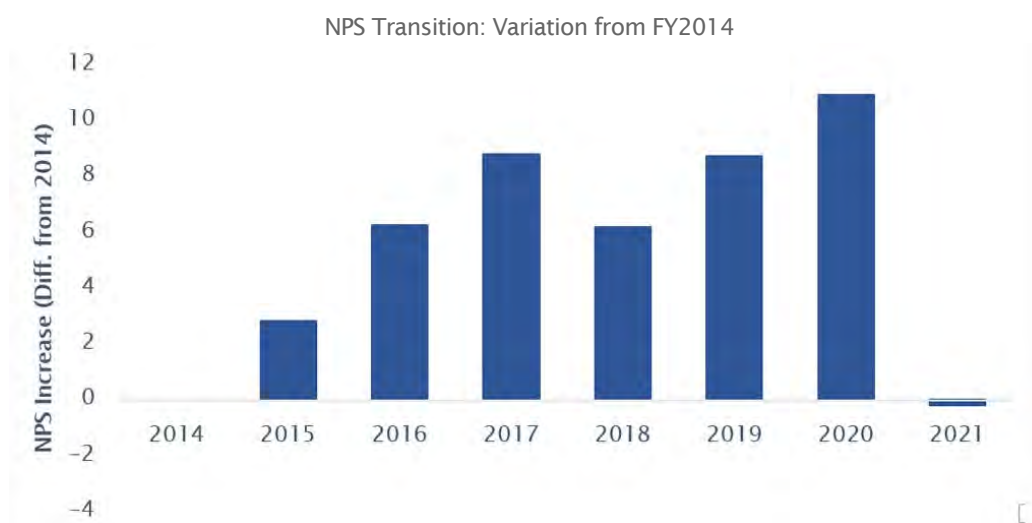
* Due to a global hardware shortage and toner supply delays caused by toner production accidents at Konica Minolta in fiscal 2021, which greatly inconvenienced customers

Survey subjects

Corporate customers to which Konica Minolta sells directly

Survey Period

Each fiscal year



Creating Customer Value through Design Thinking

Developing Quality Improvement Activities from the Customer's Perspective

The staff of Konica Minolta's sales companies are in daily contact with customers. As part of the company's effort to improve quality from the customer's perspective, sales company staff participate in sales company joint evaluations and take part in evaluating quality in the development stage. In addition, since fiscal 2017, C-PIUZ* activities have been conducted to obtain the candid opinions of customers regarding quality. These activities allow staff from the quality assurance and development departments to visit customers together with sales company staff. Through this activity, employees gauge customer feedback and make use of this information to improve products and services.

Additionally, Konica Minolta uses design thinking to uncover the value that customers are truly seeking. In fiscal 2018, it established processes and methods for hypothesis verification in the development stage, and to determine whether the value is actually recognized by the customer once the product is on the market. The results are applied to the development of products and services from customer perspectives.

* C-PIUZ: Customer-Problem In Using to Zero, a unique Konica Minolta initiative to reduce quality problems that occur when customers are using the product.

Promoting Service Development Using Design Thinking

Led by the Human Experience Design Center, and with cooperation from the business divisions, Konica Minolta is introducing design thinking and developing value-added services based on a customer-centric perspective, rather than a manufacturer's perspective.

Design thinking is a mindset and a method for discovering the value that customers need. It helps create ways to realize that value by applying rapid cycles of observation, empathy, issue definition, idea generation, prototyping, and verification.

Through the incorporation of design thinking, Konica Minolta is promoting service development from the customer's perspective in its B2C business areas like planetariums and in its B2B business areas such as healthcare and factory equipment maintenance. For example, the company's factory equipment maintenance service involves visiting the customer site and meeting with various stakeholders, and accompanying staff on actual equipment inspection patrols. This enables Konica Minolta representatives to experience the customer's workflow for themselves. After identifying potential issues at the site, the representatives perform a process of iterative hypothesis-making and verification. The customer is then presented with an easy-to-understand proposal for the safe equipment maintenance they need, with a focus on the experience they can expect. A new solution can also be created with the customer, one, for instance, that makes gas and heat usage easy to monitor, which may then lead to maintenance service development.

Konica Minolta will continue to pursue the creation of value that customers are truly seeking, in various business areas. It will also produce innovation that contributes to the identification and solution of challenges for society and local environments.



■A team works to develop services using design thinking

Support Systems

System Built to Provide Globally Uniform Support

Many customers running global businesses centrally control at their head offices the maintenance and management of IT systems, including MFPs used in offices around the world. When requesting support from a device manufacturer, there are times when the head office, as the single point of contact, and the office actually needing support are in different regions. Accordingly, device manufacturers must also establish a global structure to provide accurate and timely support.

This is why Konica Minolta has built a new system to provide globally uniform support. Support staff assigned to sales companies worldwide have been organized and the contact point for customers has been centralized at the Global Support Center (GSC). By using purpose-built IT tools, support requests received by the GSC are shared with personnel around the world, resulting in timely and appropriate support with the dispatch of local customer engineers to handle hardware issues and specialized staff members providing remote support to solve software issues. Further, the level of service is homogenized by creating a globally shared database of inquiries and the results of responses.

CR Masters Program: A Program for Developing Personnel With Strong Customer Relations Skills

The Customer Relations Department of Konica Minolta's Business Technologies Business has established a CR Master's Program, an education and certification program that systematizes the company's unique customer relations activities with the purpose of improving the skills of personnel who promote customer relations at sales companies around the world.

Later, the sales companies that participate in this program requested that a training program be made available to all employees, not just customer relations members. Konica Minolta met these requests in fiscal 2017 by establishing Customer Relations White Belt, an e-learning program that provides an overview of the customer-centric approach and action guidelines for front-line members.

Clear and succinct training materials were prepared in both English and Japanese, and shared with all sales companies. They were well received by those companies, which have already started using them for training. Translations will be needed for several sales companies where the local language is not English or Japanese, but these materials have already received high praise from sales companies that have begun the training.

In fiscal 2020, Konica Minolta opened a community site for CR promoters, aiming to improve the quality of CR activities globally by sharing examples of CR activities in each country.



A screen from the e-learning material for the Customer Relations White Belt

Implementation of Training, Including for External Partners, to Raise Support Quality

The Business Technologies Business is determined to provide a consistently high level of service to customers everywhere in the world. To that end, it conducts various kinds of technical training on products for the Group's own customer engineers and also for external distribution partners.

In Product Service Training, trainees acquire the skills and knowledge essential for the installation, setup, maintenance, and repair of each products. The training includes two different learning methods: instructor-led training to boost practical skills and knowledge acquisition via e-learning.

Konica Minolta's own technical license certification program, Outward, is designed to keep improving the technical skills of customer engineers. This program is organized into five certification levels starting with Associate and going up through Professional, Expert, and Master to Diploma. It enables the gradual upgrading of skills, from the acquisition of the basic knowledge needed to provide support for Konica Minolta's products to the mastery of high-level specialized skills.

By making these training programs available to more and more engineers worldwide, the Konica Minolta Group will continue to fulfill customer satisfaction globally.

Promoting the Adoption of Remote Maintenance

Products provided by the Healthcare Business are used in life-threatening medical settings, so there is a need for especially rapid responses to product failures and problems. Konica Minolta has established a call center that is operating around the clock, every day of the year, to eliminate interruptions on the medical frontlines. The company established key performance indicators (KPI) focusing on reduction of customer wait time on the phone, improvement of the call center's ability to resolve problems on its own, and improving customer satisfaction. It works to provide better services in all of these areas.

As part of that effort, the call center in Japan has been actively promoting the adoption of remote maintenance for the quick resolution of problems by remotely operating products at customers' locations through the Internet. This allows problems to be fixed remotely without having to send out customer engineers, while reducing downtime for products and services and shortening diagnostic interruptions in healthcare settings.

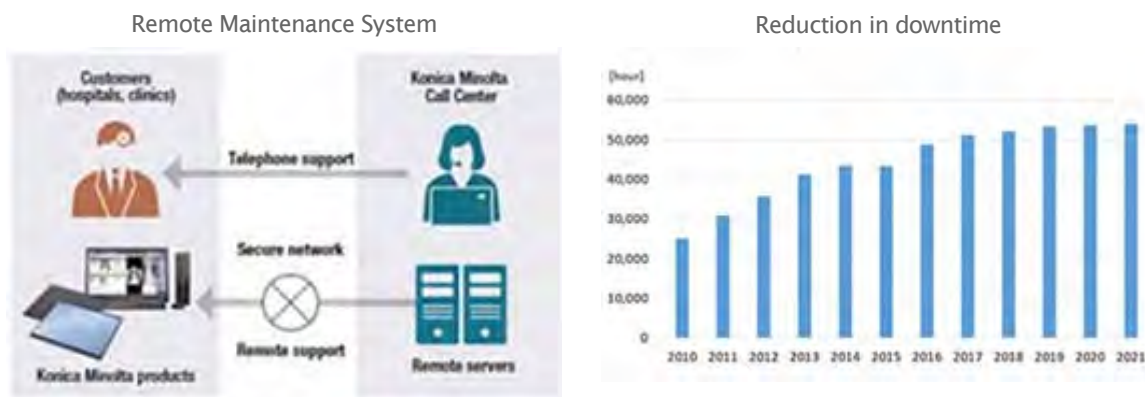
In fiscal 2021, around 70% of the calls received by the call center were from customers using remote maintenance.

As a result, downtime has been shortened by about 50,000 hours per year,^{*1} representing an approximately twofold reduction in downtime compared to fiscal 2010. The use of remote maintenance has also cut down on driving by engineers, thereby lowering gasoline consumption and CO2 emissions.

In fiscal 2017, Konica Minolta became the first company in the Japanese healthcare industry to obtain COPC certification,^{*2} and it will continue to maintain and develop the quality of its call center by meeting the strict certification standards.

*1 Calculated based on Konica Minolta's indicators

*2 COPC certification: An international quality standard for call centers only provided to organizations with outstanding performance.



Customer Satisfaction and Product Safety

Providing Useful Products to Meet Social Needs

▶ Basic Concept and Management System	▶ Konica Minolta Quality Policy
▶ Achieving Top-Tier Quality and Reliability	▶ Enhancing the Security of Products and Services
▶ Creating New Quality Value	▶ Providing Useful Products to Meet Social Needs

Click to jump to the corresponding section in this page

▼ Universal Design ▼ Security Functions for MFPs

Universal Design

Pursuing product creation that includes accessibility and usability

Concept for the use of universal design

Konica Minolta creates products based on the concept of universal design. This involves accessibility, so that anyone regardless of age, gender, stature, or disability can use a product with practically the same degree of ease. It also involves usability, which means making a product as comfortable to use as possible. Universal design is particularly important for products like MFPs, which are often shared by many people working in an office. In light of this, Konica Minolta has prepared its own Universal Design Guidelines based on detailed proprietary standards, and is designing products according to these guidelines. The company also tests the products' usability by having people in wheelchairs and senior citizens use products and provide feedback. The company also conducts verification under various potential usage conditions. Konica Minolta aims to create products for which universal design is not an option but a standard specification, based on the belief that this kind of design is simply common sense and should be available to everyone.

Introduction of Color Universal Design

There is variation in the way individuals perceive colors, and many people find it difficult to see certain hues. Therefore, color universal design seeks to ensure that information is properly conveyed to all people regardless of their color perception. Starting with the color MFP bizhub C650/C550, launched in 2007, Konica Minolta has employed this concept when designing the colors of indicator lights and the colors and shapes of operation buttons. The bizhub C650/C550 has received the color universal design (CUD) certification mark from the non-profit Color Universal Design Organization (CUDO). Konica Minolta actively obtains the same certification with new MFP products.



Example 1: Initiatives for the MFP bizhub Series



bizhub C652/C552

Operation panel that can be tilted easily for greater operability



LCD touch panel that enables users to magnify the display by one-touch operation

(Example of magnified display panel)



Normal display



Magnified display

Start button and data light employing a blue LED that is easy to distinguish



Paper outlet colored gray to make white paper stand out, and with grooves to enable users to pick up paper with greater ease



"Free-grip" that can be grasped from above and below



Example 2: CUD Certification Obtained for Color-measuring Instruments

CUD certification*¹ was obtained for the first time in the field of color-measuring instruments for the CM-5 spectrophotometer*² and the CR-5 colorimeter*³ introduced in December 2009.

Both products ensure that coloration on all screens and in the design of operation panel switches is easy to discern for users of all color perception types. They also ensure ease of operation for diverse users by employing variations in shape, line type, and tone differentiation pattern, and display color descriptors such as “vivid” and “dull” to help users better envision the color scheme.

These new products have made it possible to perform measurements at an array of development and production sites—such as for foodstuffs, medical supplies, and cosmetics—which require careful color management or analysis, without being limited by individual differences in color perception.

*1 CUD certification: Certification by the NPO Color Universal Design Organization (CUDO)

*2 Spectrophotometer: Instruments that measure color at high precision levels by means of multiple sensors for each wavelength

*3 Colorimeter: Instruments that quickly measure color via red, green, and blue sensors using a function similar to that of the human eye



CM-5 Spectrophotometer

Security Functions for MFPs

Offering document security management as a standard feature

Document Security Solutions

In recent years, there have been growing problems relating to information security, including computer hacking, viruses, and information leaks. Even for MFPs, which are evolving into network information stations, the need for document security is greater than ever before. In response to these social needs, Konica Minolta has developed various security solutions for its products. In order to give customers a strong sense of security, the following are all standard features in MFPs.

User Authentication

This function can restrict access for individual users.

Department Management

In conjunction with user authentication, this function enables sophisticated user access and cost control.

Network Security

The network security system supports the following functions: IP filtering to prevent unauthorized access from unknown computers or devices; IPsec to prevent the eavesdropping of network data; Secure Sockets Layer (SSL); and, in the latest models, IEEE802.1X.

Memory Erase

This function can completely erase document information from the hard drive after printing and before disposing of a hard drive.

Box Security

In addition to the user authentication and department management functions, customer document information can be protected using a box password or confidential document password.

PDF Encryption

This function enables PDF documents to be created, encrypted, and sent out via email. Information saved on the hard drive can also be encrypted.

Ensuring the Reliability of Security Features

Konica Minolta began to obtain ISO 15408 certification for its MFPs early on. This certification is the international standard for ensuring the reliability of security features. Since the launch of the color MFP bizhub 7145 in December 2002, almost every subsequent model has obtained the certification.

Biometric Security Solutions

Reliable and quick security management using finger vein authentication

The AU-101/AU-102 Biometric Authentication Unit is included as an option in Konica Minolta MFPs and printers. This biometric finger vein reader allows highly secure, simple, and immediate user access. When combined with the standard features of user ID and password authentication, this function realizes even more sophisticated security management. The Biometric Authentication Unit can authenticate users simply by scanning a finger. As users are identified by vein pattern, an individual characteristic that is difficult to forge, user access management can be extremely reliable. Furthermore, since printer output can be initiated by placing a finger on the authentication pad, unauthorized people are prevented from seeing or accidentally taking confidential printouts.



AU-102 Biometric Authentication Unit

Responsible Supply Chain

Basic Concept

▶ Basic Concept	▶ Konica Minolta's Approach	▶ Konica Minolta's Supply Chain Management	
▶ Implementing CSR Procurement	▶ Practicing Responsible Minerals Procurement	▶ Procurement Initiatives	

Konica Minolta is committed to fulfilling its social responsibility not only in terms of its own products but also throughout the supply chain,* based on relationships of trust with suppliers.

Konica Minolta creates innovative products and services that contribute to society and pursues customer satisfaction under its management philosophy of “The Creation of New Value.”

Konica Minolta views the suppliers that provide and produce raw materials and parts, carry out distribution, and offer services as essential partners in its business activities. The Group strives to build strong partnerships with these business partners, based on fair and transparent transactions, with a commitment to the shared goal of providing innovative products and services in a timely manner to customers all over the world.

As a global company striving to get a trust from worldwide society, Konica Minolta pursues its CSR procurement with consideration for labor issues (human rights), ethics, the environment, safety and health throughout the supply chain, including at its suppliers.

Additionally, the Group is taking steps to address conflict mineral issues, seeking to prevent violations of human rights in conflict areas from which mineral resources used in products are sourced.

* Supply chain: The series of activities involved in delivering a product or service to a customer, ranging from procurement and production to distribution and sales.

▶ Basic Concept		▶ Konica Minolta's Approach		▶ Konica Minolta's Supply Chain Management
▶ Implementing CSR Procurement		▶ Practicing Responsible Minerals Procurement		▶ Procurement Initiatives

Responsible Supply Chain

Konica Minolta's Approach

▶ Basic Concept	▶ Konica Minolta's Approach	▶ Konica Minolta's Supply Chain Management
▶ Implementing CSR Procurement	▶ Practicing Responsible Minerals Procurement	▶ Procurement Initiatives

Konica Minolta's Approach

Background and Issues

The Konica Minolta Group recognizes that, around the world, many people are forced to work with no respect for their rights or in deplorable conditions. Child and migrant workers*¹ are particularly susceptible to these negatives. The Group also understands that companies must fulfill their social responsibilities, including making improvements in the areas of labor issues (human rights), ethics, the environment and health and safety, not only related to their own products, but also along the entire supply chain*² involved in delivering these products to customers.

*1 A migrant worker is a person who either migrates within their country of origin (internal migration) or outside it (crossing an international border) to pursue employment.

*2 Supply chain: The series of activities involved in delivering a product or service to a customer, ranging from procurement and production to distribution and sales.



Vision

Konica Minolta aims to contribute to building a sustainable society that takes social issues such as human rights into consideration. To achieve this goal, we are working together with our clients along the entire supply chain to help solve these social issues. Through such initiatives, the business value of both Konica Minolta and our clients is improved, and by providing products that our customers can feel comfortable purchasing, we can 'create shared value'.



Key Measures and KPIs

CSR procurement

KPI	Results		Target	Target year
	Fiscal2020	Fiscal2021		
Percentage of suppliers requested to take CSR measures	-	100%	100% of suppliers asked to take CSR measures during the medium-term plan's period (FY20-22)	Fiscal 2022
Number of CSR assessments	Four Group manufacturing sites, 40 suppliers	13 Group manufacturing sites, 30 suppliers	CSR assessments carried out at all Group manufacturing sites and important suppliers (about 100 companies)	Fiscal 2022
Number of CSR third-party audits (RBA-VAP)	One supplier	Two Group manufacturing sites, one supplier	CSR third-party audits (RBA-VAP) carried out at particularly important Group manufacturing sites and particularly important suppliers (total of seven sites)	Fiscal 2022

Response to responsible mineral procurement

KPI	Results		Target	Target year
	Fiscal 2020	Fiscal 2021		
Percentage of suppliers returning conflict mineral surveys	98%	96%	Maintain at 95% or higher in every year	Fiscal 2022
Percentage responding to requests for surveys from customers	100% response	100% response	Maintain at 100% or higher in every year	Fiscal 2022

Responsible Supply Chain

Konica Minolta's Supply Chain Management

▶ Basic Concept	▶ Konica Minolta's Approach	▶ Konica Minolta's Supply Chain Management
▶ Implementing CSR Procurement	▶ Practicing Responsible Minerals Procurement	▶ Procurement Initiatives

Click to jump to the corresponding section in this page

- ▼ Supply Chain Management
- ▼ Policies on Procurement
- ▼ Structure for Promoting CSR Procurement

Supply Chain Management

Working to establish a sustainable society in which human rights are respected

As a global company, Konica Minolta operates in 51 countries around the world. The total value of the Group's procurement is approximately 450 billion yen, and it has 1,329 suppliers. By region, Japan accounts for 39% of this, China for 19%, the United States for 17%, Europe for 14%, and ASEAN and other regions for 11%.

Konica Minolta carries out production activities utilizing its high-quality manufacturing skills as a manufacturer, with production sites primarily in Japan, China and the ASEAN region. The Konica Minolta Group divides procurement into the goods used directly in production and the goods and services needed indirectly for production, company operation, business activities, and development. It treats these as direct materials procurement and indirect materials procurement, respectively.

In direct materials procurement, distribution costs and environmental impact can be reduced by procuring parts and raw materials needed in production from regions close to the production site. Accordingly, the Group's basic policy is to practice regional procurement, procuring close to the production site those materials that can be acquired locally. At the same time, it strategically employs global procurement, selecting optimal procurement sources worldwide, such as for materials that have cost savings when purchased in bulk and high-value added parts that require a high level of technical competence. In such cases, procurement departments in Japan conduct centralized procurement.

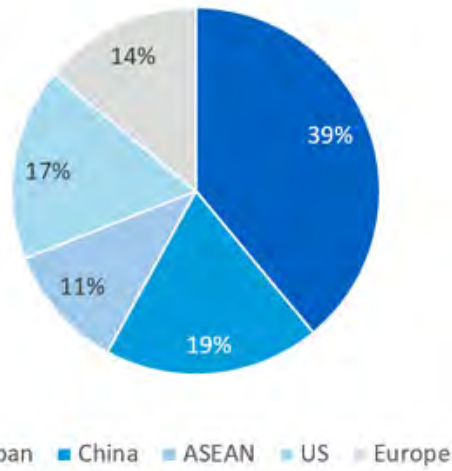
Due to large-scale chemical explosions and the tightening of environmental regulations in China in recent years, operations have been temporarily suspended at certain industrial parks within the country. This caused a halt to the supply of some raw materials to Konica Minolta, resulting in a temporary situation in which the stock of raw materials was running low in production. In order to ensure that such a situation causes no delay in the supply of products to its customers, Konica Minolta is working to trace the supply of routes of raw materials back to the crude raw materials, and to seek out suppliers outside of China, secure multiple suppliers, and consider alternative materials for high-risk raw materials.

Regarding indirect materials procurement, efficient procurement is pursued through a combination of expense items to procure at sites in each country and procurement optimized worldwide through global contracts.

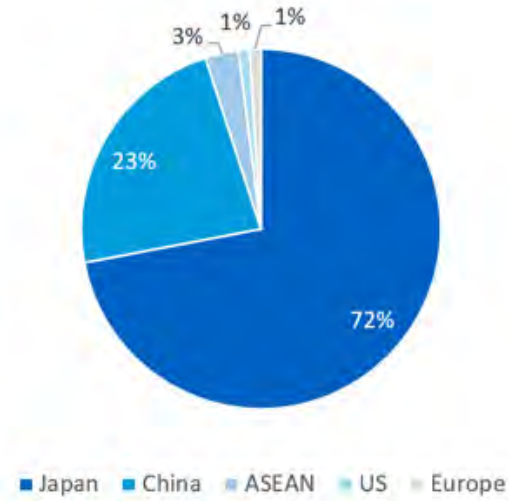
In Konica Minolta's primary field, the Office Business, service-related costs are incurred due to work required for equipment maintenance after sale. Service-related costs have also increased due to the expansion of the IT solutions the Group provides as the Group shifts to a business model based on the sale of services rather than the sale of products.

Konica Minolta is shifting from procurement in China to procurement in the ASEAN region, particularly Malaysia, in line with its digital manufacturing approach, which employs manufacturing system that do not overly rely on certain "people, places, countries, or trends."

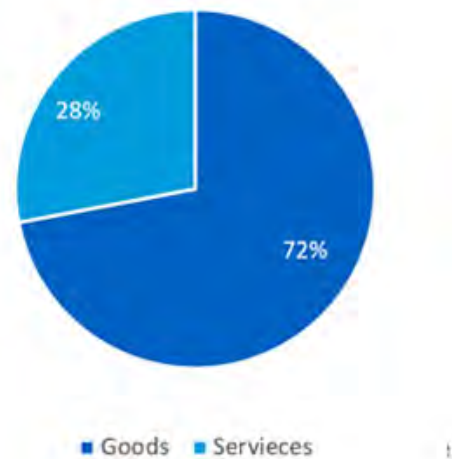
Fiscal 2021 procurement by region (Based on monetary amount of procurement)



Fiscal 2021 procurement by region (Based on number of suppliers procuring materials directly)



Fiscal 2021 Procurement classification analysis (Based on monetary amount of procurement)



Konica Minolta views all of the suppliers that supply and produce materials such as raw materials and parts or provide logistics and other services as indispensable partners in its business activities.

Konica Minolta is working with suppliers to build a trusting relationship through transparent and equitable transactions in order to achieve the shared goal of providing innovative products and services in a timely manner to customers all over the world.

Konica Minolta recognizes that there are workers all over the world who are forced to work with no consideration of their rights or who have to work in deplorable circumstances. There are also child and migrant workers*1 from various countries, who are particularly susceptible to these negative circumstances.

Konica Minolta promotes CSR procurement throughout its supply chain,*2 helping to create sustainable societies. The company believes that enterprises are not only responsible for their products, but also socially responsible to improve conditions of labor (human rights), ethics, the environment, safety and health, throughout the supply chain that delivers products to customers.

Konica Minolta practices CSR procurement in order to realize these improvements at its manufacturing bases, and works closely with the suppliers who supply raw materials and parts for its products.

In order to fulfill social expectations such as respect for human rights, Konica Minolta not only addresses this issue at Group production sites but also cooperates with manufacturing and logistics suppliers. It also believes this improves the corporate value of both Konica Minolta and its suppliers. Further, this cooperation enables the customers to purchase the company's products with peace of mind and to know that, by doing so, they are contributing to the development of a sustainable society.

Konica Minolta recognizes that CSR procurement is more than just the social responsibility of a global company; it is also convinced that improving working conditions make employee satisfaction higher and attrition rates lower. This in turn reduces business risk and raises quality throughout the supply chain. There are plenteous reasons for the proactive approach.

*1 A migrant worker is a person who either migrates within their country of origin (internal migration) or outside it (crossing an international border) to pursue employment.

*2 Supply chain: The series of activities involved in delivering a product or service to a customer, ranging from procurement and production to distribution and sales.



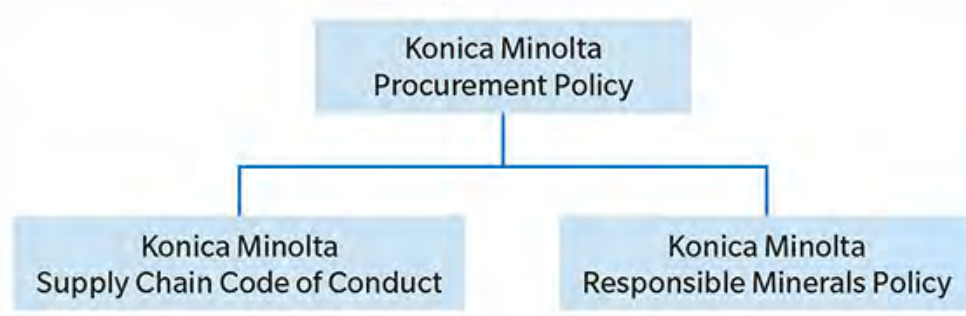
Konica Minolta's CSR Activities in the Supply Chain

Policies on Procurement

Establishing supply chain policies and continuously pursuing improvements

In fiscal 2008, the Konica Minolta Group established the Konica Minolta Procurement Policy as a policy covering procurement activities overall in order to promote initiatives related to fair procurement. The basic stance of the policy is based on the key words, "open," "fair," "global," "compliance," and "ecology." The policy also clarifies requests to suppliers.

Building on this policy, the Group established the Konica Minolta Code of Conduct for Suppliers based on the exact text of the RBA* Code of Conduct when Konica Minolta joined the RBA in fiscal 2013. With this code, Konica Minolta asks for the compliance of suppliers in its supply chain to help create a sustainable society by ensuring continuous improvement in various areas. These areas include labor rights (forced labor, child labor, freedom of association, etc.), ethics (intellectual property, privacy, anti-corruption, etc.), the environment (energy use, impacts of climate change including CO2 and greenhouse gas emissions, water use, pollution, waste, resource use, etc.), and health and safety (emergency preparation, occupational accidents, occupational health, etc.). The basic contract with suppliers includes "compliance with the Konica Minolta Supply Chain Code of Conduct," and the Group requests that suppliers comply with this Code. In addition, before entering a partner relationship with Konica Minolta, a prospective supplier must complete a questionnaire on labor rights, the environment, ethics, and health and safety, based on the Konica Minolta Supply Chain Code of Conduct, and must also undergo an on-site inspection by Konica Minolta employees.



Konica Minolta Procurement Policy

The Konica Minolta Group pursues customer satisfaction by creating innovative products and services that contribute to the development of society, according to our management philosophy, "The Creation of New Value." In procurement activities, we establish firm partnerships with our suppliers based on fairness and transparency, and aim to build a sustainable society by fulfilling social responsibilities with our suppliers.

1. OPEN

We will build transparent and reliable relationships with our suppliers and manage procurement in an open manner, while sharing objectives from a long-term and global perspective.

2. FAIR

We will carry out transactions under the principle of free competition with rational evaluation criteria, and seek mutual benefit with suppliers.

3. GLOBAL

We will have a global outlook and carry out procurement in the regions that best suit our operational needs.

4. COMPLIANCE

We will comply with all relevant laws and regulations, corporate ethics, and internal policies and regulations.

5. ECOLOGY

We will contribute to the international society and local communities by striving to take the lead in environmental protection, while reducing the impact of our operations on ecosystems.

Request to Suppliers

Based on strong partnerships with our suppliers, we ask our suppliers to focus on the following areas in order to increase customer satisfaction and fulfill social responsibilities.

1. Excellent quality

Ensuring the safety of products and services, including compliance with the safety standards of each country and region, and improving quality to meet the demands of customers

2. Reasonable prices

Pursuing prices with market competitiveness

3. Response to changes in demand

Developing a stable supply system that can respond flexibly to changes in demand

4. Compliance with laws, regulations, and corporate ethics

Complying with all laws and regulations of each country and region, and with corporate ethics

5. Environmental protection

Undertaking environmentally conscious business activities and material procurement

6. Respect for the human rights of workers

Respecting basic human rights, including the prohibition of child labor, forced labor, and discrimination based on ethnicity, gender, and any other grounds

7. Health and safety

Providing safe and clean work environments


8. Information security

Continuously improving information security

9. Firm management foundation

Building a firm management foundation to ensure a continuous and stable supply of materials

April 1, 2022



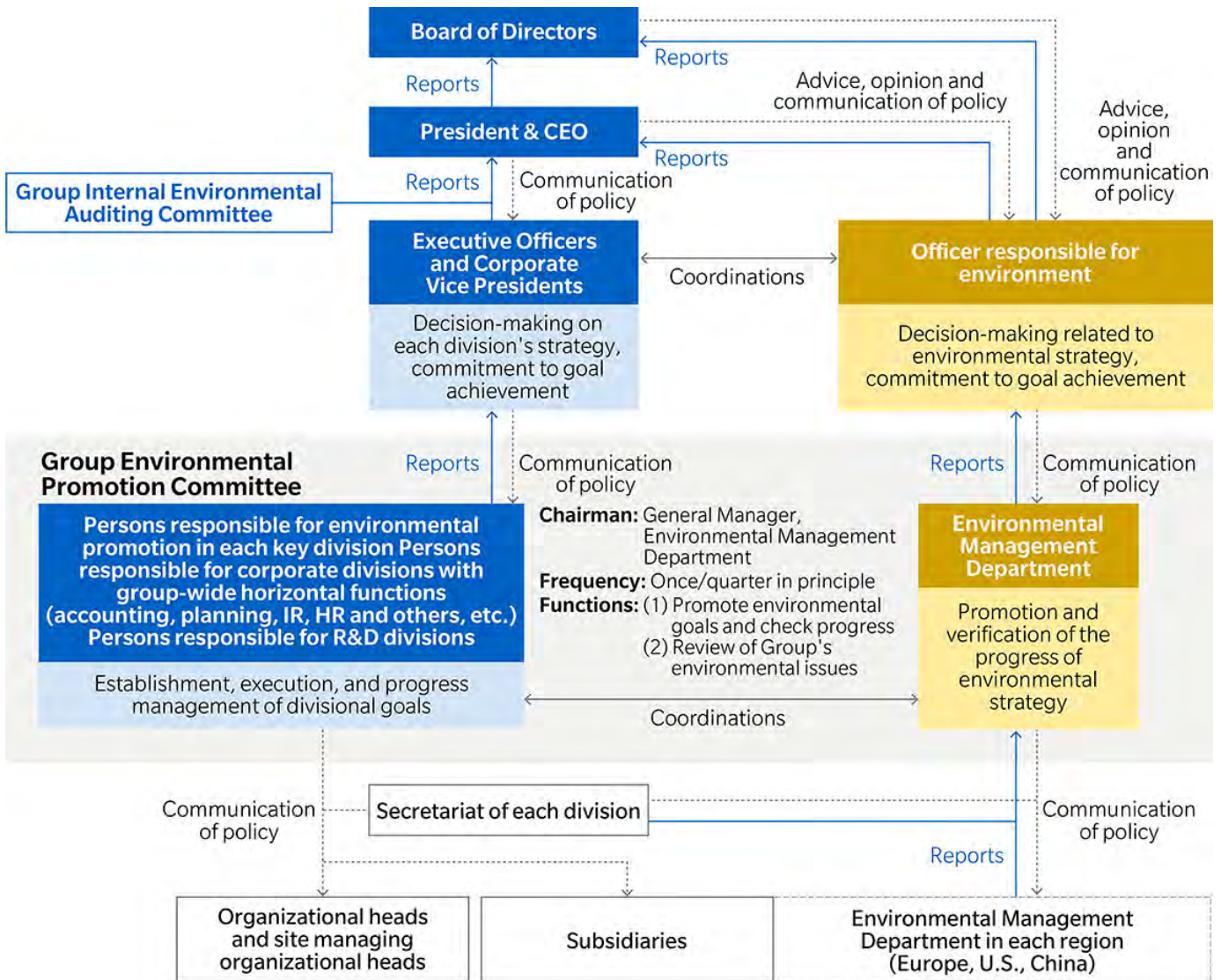
Toshimitsu Taiko
Konica Minolta, Inc.
President and CEO

Structure for Promoting CSR Procurement

Establishing a structure for promoting CSR procurement throughout the supply chain

Konica Minolta has established a group-wide structure for promoting CSR procurement and practicing responsible mineral procurement in order to fulfill its social responsibility across the entire supply chain.

Konica Minolta's CSR procurement promotion structure is incorporated into its environmental management system, and they are both run by an executive officer. Under this structure, Konica Minolta reviews group-wide progress related to CSR procurement and responsible mineral procurement and agrees on targets and action plans.



Konica Minolta's structure for promoting CSR procurement

Responsible Supply Chain

Implementing CSR Procurement

▶ Basic Concept	▶ Konica Minolta's Approach	▶ Konica Minolta's Supply Chain Management	
▶ Implementing CSR Procurement	▶ Practicing Responsible Minerals Procurement	▶ Procurement Initiatives	

Click to jump to the corresponding section in this page

- ▼ Cooperating with External Organizations
- ▼ Konica Minolta's CSR Procurement Initiatives

Cooperating with External Organizations

UN Global Compact

In 2009, Konica Minolta signed the Global Compact, which consists of 10 principles, related to human rights, labor, the environment, and anti-corruption, advocated by the United Nations.

The Global Compact is a set of voluntary action principles for businesses proposed in 1999 by then UN Secretary-General Kofi Annan and officially established at the United Nations Headquarters in 2000. It is an initiative to achieve sustainable growth on a global scale by encouraging businesses to act as upstanding members of the international community by demonstrating responsible, creative leadership in solving various worldwide problems, including global warming, environmental problems, and economical stratification in society.

Konica Minolta participates in various working groups of the Global Compact Network Japan, and it makes use of these experiences in its CSR procurement initiatives.

- ▶ [Konica Minolta Participates in UN Global Compact](#)
- ▶ [The United Nations Global Compact Website](#) 



Responsible Business Alliance (RBA)

Konica Minolta joined the RBA in October 2013 and has been acting as a member to strengthen its CSR procurement in the supply chain.

The RBA, which is made up of more than 200 companies, including the world's leading electronics manufacturers and their major suppliers, works to improve worker rights (human rights and working conditions), ethics, health, and safety in the supply chain.

- ▶ [Konica Minolta Joins "Electronic Industry Citizenship Coalition"](#)
- ▶ [RBA](#) 



Contents	Message from the CEO	Message from Corporate Vice President	Basic Approach and Systems for Sustainability Management	Sustainability Strategy	Material Issues	Activity Report			
						Environment	Social	Governance	
Evaluation by External Parties	Stakeholder Engagement	Participation in Initiative	ESG Data	List of Policies	External Assurance	Guidelines Index	Reporting Policy		

The RBA Code of Conduct (Source: RBA materials)

Labor

1. Freely Chosen Employment
2. Young Workers
3. Working Hours
4. Wages and Benefits
5. Humane Treatment
6. Non-Discrimination / Non-Harassment
7. Freedom of Association

Environment

1. Environmental Permits and Reporting
2. Pollution Prevention and Resource Reduction
3. Hazardous Substances
4. Solid Waste
5. Air Emissions
6. Materials Restrictions
7. Water Management
8. Energy Consumption and Greenhouse Gas Emissions



Management Systems

1. Company Commitment
2. Management Accountability and Responsibility
3. Legal and Customer Requirements
4. Risk Assessment and Risk Management
5. Improvement Objectives
6. Training
7. Communication
8. Worker Feedback, Participation and Grievance
9. Audits and Assessments
10. Corrective Action Process
11. Documentation and Records
12. Supplier responsibility

Health & Safety

1. Occupational Safety
2. Emergency Preparedness
3. Occupational Injury and Illness
4. Industrial Hygiene
5. Physically Demanding Work
6. Machine Safeguarding
7. Sanitation, Food, and Housing
8. Health and Safety Communication

Ethics

1. Business Integrity
2. No Improper Advantage
3. Disclosure of Information
4. Intellectual Property
5. Fair Business, Advertising and Competition
6. Protection of Identity and Non-Retaliation
7. Responsible Sourcing of Minerals
8. Privacy

Konica Minolta's CSR Procurement Initiatives

Working to improve labor conditions (human rights), ethics, the environment, and safety and health in the supply chain

Companies have to take social responsibility not only for their own products but also for improving labor conditions (human rights), ethics, the environment and health and safety in the supply chain used to deliver products to customers. In line with this recognition, Konica Minolta promotes CSR procurement that pursues these kinds of improvements together with its business partners who supply and produce materials such as raw materials, parts and components, as well as Group production sites, with the aim of establishing a sustainable society in which human rights are respected.

Laws such as the California Transparency in Supply Chains Act and the UK Modern Slavery Act 2015 have been enacted. More than ever, companies' human rights initiatives must also address the issues of slavery and human trafficking. In response to social demands like these, the RBA*2 has been updating its code of conduct and various systems. As an RBA member, Konica Minolta will make use of the RBA's framework to address these social issues.

*1 Supply chain: The series of activities involved in delivering a product or service to a customer, ranging from procurement and production to distribution and sales.

*2 Responsible Business Alliance (RBA): Organization that promotes CSR in the supply chain.

Konica Minolta's CSR Procurement Promotion Program

Konica Minolta is engaged in a program to promote CSR procurement by requesting suppliers participation in CSR activities, assessments, and audits, thus helping them to improve.

Konica Minolta has implemented a four-step CSR procurement promotion program to address any issues related to labor conditions (human rights), ethics, the environment, and health and safety in its supply chain.

First, suppliers are requested to carry out CSR activities based on clearly articulated standards to be maintained in line with Konica Minolta's procurement policies and Supply Chain Code of Conduct. Suppliers from which the Group makes purchases directly are asked to acknowledge and implement the Code to their upstream suppliers.

About 110 suppliers identified to be particularly important to Konica Minolta's business in terms of transaction volume, and the irreplaceability or importance of the parts they handle have been asked to use the Responsible Business Alliance's Self-Assessment Questionnaire (RBA SAQ) to carry out a CSR assessment that confirms the extent of their implementation of the Konica Minolta Supply Chain Code of Conduct. Where assessment results do not meet targets, Konica Minolta requests suppliers to implement corrective actions. Further, the Group conducts CSR audits on suppliers that are especially important for its business and on suppliers that did not achieve targets despite making improvements.

Konica Minolta provides support to help suppliers improve any issues that come to light through the CSR assessments and CSR audits. The aim of Konica Minolta's CSR procurement promotion program is ultimately to empower its suppliers to implement self-directed CSR activities.

Finally, the Group sometimes considers ending business with suppliers that do not make any improvement at all despite the support provided.

» [Konica Minolta Supply Chain Code of Conduct](#) 

Konica Minolta uses the RBA Code of Conduct as the Konica Minolta Supply Chain Code of Conduct, which it provides in Japanese, English, and Chinese. See the RBA Code of Conduct for other languages.

» [RBA Code of Conduct \(Source: RBA website\)](#) 



Konica Minolta's CSR Procurement Promotion Program

Targets and Results

Plan Duration FY2014 to FY2016					
Key Measures and KPIs	Targets	Performance			Target Year
		FY2014	FY2015	FY2016	
Percentage of suppliers requested to carry out CSR activities	100% implementation	-	100%	100%	End of fiscal 2016
Number of CSR assessments: All Group production sites and important suppliers conducted assessment	Group production sites: All sites Suppliers: More than 130 suppliers	-	Implemented at 16 group production sites and 57 important suppliers	Implemented at 3 group production sites and 79 important suppliers	
Number of CSR audits: Audits conducted at particularly important Group production sites and suppliers	Group production sites: 3 sites Suppliers: 2 suppliers	Implemented at 1 particularly important group production site	Implemented at 1 particularly important supplier	Implemented at 2 particularly important group production sites and 1 particularly important supplier	

Plan Duration FY2017 to FY2019					
Key Measures and KPIs	Targets	Performance			Target Year
		FY2017	FY2018	FY2019	
Percentage of suppliers requested to carry out CSR activities	100% implementation	100%	-	-	End of fiscal 2019
Number of CSR assessments: All Group production sites and important suppliers conducted assessment	Group production sites: All sites Suppliers: More than 120 suppliers	Implement at 3 group production sites and 50 important suppliers	Implement at 18 group production sites and 15 important suppliers	Implement at 2 group production sites and 41 important suppliers	
Number of CSR audits: Audits conducted at particularly important Group production sites and suppliers	Group production sites: 2 sites Suppliers: 2 suppliers	Implement at 2 particularly important group production sites and 1 particularly important supplier	Confirmation of improvement of issues pointed out at 2 important group production sites	Implement at 1 particularly important supplier	

Plan Duration FY2020 to FY2022				
Key Measures and KPIs	Targets	Performance		Target Year
		FY2020	FY2021	
Percentage of suppliers asked to take CSR activities	100% of suppliers asked to take CSR measures during the medium-term plan's period (FY20-22)	—	100%	Fiscal 2022
Number of CSR assessments	CSR assessments carried out at all Group manufacturing sites and important suppliers (about 100 companies)	4 Group manufacturing sites, 40 suppliers	13 Group manufacturing sites, 30 suppliers	
Number of CSR Audit	CSR third-party audits (RBA-VAP) carried out at particularly important Group manufacturing sites and particularly important suppliers (total of seven sites)	One supplier	Two Group manufacturing sites, one supplier	

Requesting CSR Activity to Suppliers

Suppliers worldwide are sent copies of Konica Minolta's procurement policies and the Konica Minolta Supply Chain Code of Conduct and asked to comply with them. The aim is to get suppliers to understand and promote the CSR procurement policies and standards required by Konica Minolta.

From fiscal 2017 to fiscal 2019, while requesting suppliers to undertake CSR activities, Konica Minolta also confirmed their cooperation with the policies and standards by written consent. The response rate was 98%. In fiscal 2021, the Company conducted written confirmation of compliance in line with the revision of the Supply Chain Code of Conduct, and the collection rate was 100%.

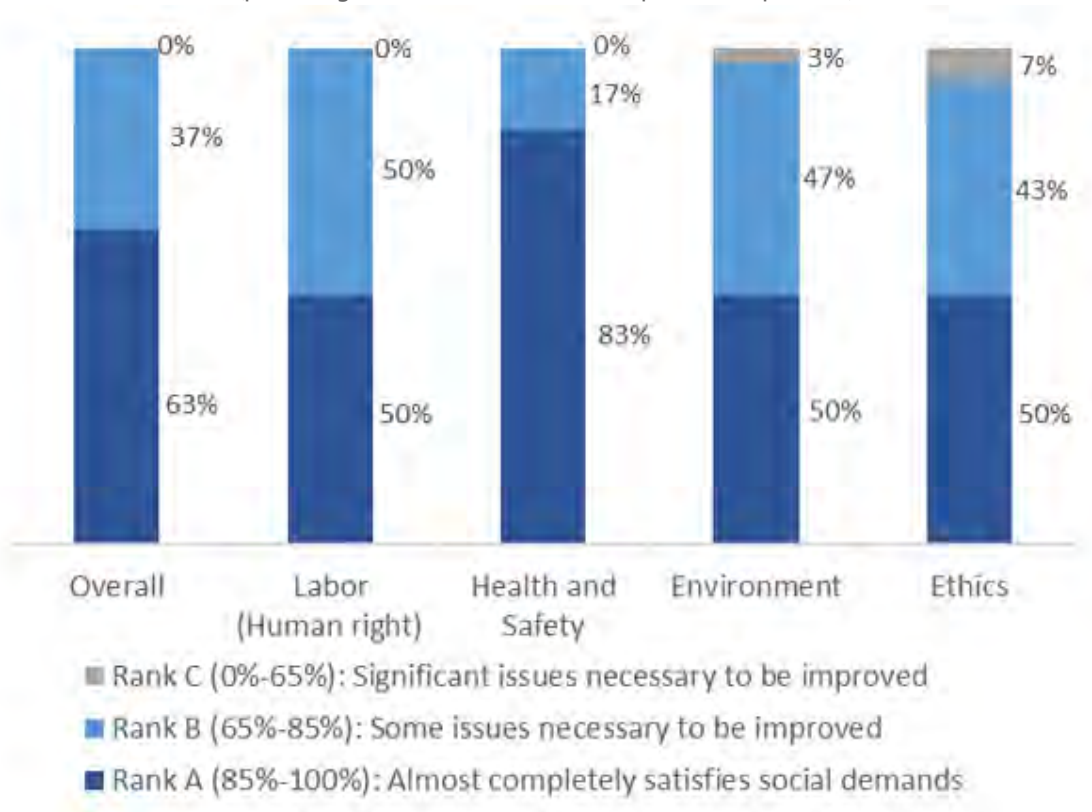
CSR Assessments Using a Self-Assessment Questionnaire

CSR assessments using a Self-Assessment Questionnaire are conducted at production sites and important suppliers in order to assess the level of implementation of the Konica Minolta Supply Chain Code of Conduct.

Konica Minolta has conducted CSR assessments using the self-assessment questionnaire based on the RBA since fiscal 2009. The CSR assessment evaluates site initiatives to address social issues such as labor (human rights) protection, ethics, and health and safety, as well as environmental issues such as minimizing environmental impact. Konica Minolta classifies the results of the self-assessment questionnaire from rank A to C. The targets for overall scores are rank A for all Group production sites and rank B or higher for all suppliers. Rank C suppliers are considered to be high-risk, and CSR audits are conducted for those suppliers that have not achieved their targets even after implementing improvements.

In fiscal 2020, four Group production sites and 40 suppliers implemented the assessment, with all production sites achieving rank A and all suppliers achieving rank B or higher on their overall score. There were no high-risk rank C suppliers. These assessment results met the target, but suppliers whose scores for specific components such as labor issues (human rights), ethics, environment, or health and safety revealed weaknesses were asked to make voluntary improvements. In addition, there was a trend toward relatively low scores in the areas of the environment and ethics.

Fiscal 2021 results of CSR assessment for supplier
(percentages for rank on overall and specific components)



CSR Audits

Konica Minolta conducts CSR audits at the production companies and suppliers of MFPs, printing equipment, and consumables. CSR audits include Konica Minolta CSR Audits ^{*1} conducted by Konica Minolta employees and RBA third-party audits (VAP audits) ^{*2} conducted by RBA-certified third parties.

^{*1} Konica Minolta CSR Audits are performed by Konica Minolta auditors with RBA qualifications, using RBA auditing standards.

^{*2} RBA third-party audits (VAP audits): A third-party RBA-accredited auditing organization that verifies compliance with the RBA Code of Conduct based on auditing standards, identifies areas in need of improvement, and encourages corrective action. RBA is one of the most trusted third-party CSR audits in the world.

In the CSR audit, the Company uncovered issues related to the management of total working hours, the providing of education and training on labor and ethics, and the creation of an internal audit system. However, no issues were found in the RBA standards (A2.1, D7.1), particularly in relation to child labor and responsible mineral sourcing.

CSR Audit Results (10 companies in total)

- Konica Minolta Business Technologies (Wuxi)
- Konica Minolta Business Technologies (Dongguan)
- Konica Minolta Business Technologies (Malaysia)
- Konica Minolta Supplies Manufacturing Co., Ltd.
- Konica Minolta Supplies Manufacturing France S.A.S.
- Allied Precision Manufacturing
- Dong Guan Konka Mould Plastic Co., Ltd.
- Three contract manufacturers of MFP/printing equipment

In fiscal 2021, RBA third-party audits (VAP audits) were conducted at Konica Minolta Business Technologies (Wuxi) in China, Konica Minolta Business Technologies (Malaysia) and a contract manufacturer of MFP and printing equipment in China. Several issues were identified in the areas of labor, health and safety, and management systems. The most common issues were the management of working hours and the recording of work-related considerations by pregnant and childcare providing employees. The Company is developing corrective plans and improving the issues found and plans to conduct a closure audit in fiscal 2022 to confirm that the issues have improved.

In addition, an RBA third-party closure audit (VAP audit) was conducted in fiscal 2021 at a plant in Thailand that contract manufactures MFPs, and Konica Minolta has corrected the issues found during the RBA third-party audit (VAP audit), such as installing automatic fire extinguishing equipment, and training emergency response personnel and cafeteria workers. Nevertheless, it was found that labor management-related issues still need to be corrected due in part to the difficulty of securing employees as a result of COVID-19. Konica Minolta will continue to verify the status of corrective measures being taken at the contracted factories.



CSR Audit at Konica Minolta Business Technologies (Malaysia) Sdn.



CSR Audit at Konica Minolta Business Technologies (Wuxi) CO., Ltd.

Support for Improvement (Capacity Building) – Training Stakeholders and Support for Improvement

To build internal stakeholder and supplier capacity, Konica, Minolta provides training and support for corrective action based on the results of the CSR assessments and audits.

The training is designed to enable participants to understand the respect for human rights required by customers and society, societal demand for CSR procurement, legal and regulatory trends, the RBA Code of Conduct, and their relationship to business, so that they can make CSR procurement activities their own and actively take part. In fiscal 2021, Konica Minolta trained approximately 100 employees from the human resources, procurement (buyer), environmental, and other divisions of Konica Minolta’s own manufacturing companies, and provided training at the plants of MFP contract manufacturers in China.



Internal education at Konica Minolta Business Technologies (DONGGUAN) Co., Ltd.

In its support of corrective action, Konica Minolta explains the objective and assessment content of RBA to suppliers who do not properly understand the questionnaire’s content at the time of the CSR assessment and provide advice on the required documents and initiatives. Konica Minolta also assisted the Dong Guan Konka Mould Plastic Co., Ltd. in China, which conducts Konica Minolta CSR audits, by training its internal auditors to help it build a system that enables it to voluntarily conduct internal audits make continuous improvements.

-
- ▶ Basic Concept
 - ▶ Konica Minolta’s Approach
 - ▶ Konica Minolta’s Supply Chain Management
 - ▶ **Implementing CSR Procurement**
 - ▶ Practicing Responsible Minerals Procurement
 - ▶ Procurement Initiatives

Responsible Supply Chain

Practicing Responsible Minerals Procurement

▶ Basic Concept	▶ Konica Minolta's Approach	▶ Konica Minolta's Supply Chain Management	
▶ Implementing CSR Procurement	▶ Practicing Responsible Minerals Procurement	▶ Procurement Initiatives	

Click to jump to the corresponding section in this page

- ▼ Konica Minolta's Initiatives for Responsible Minerals Procurement ▼ Framework for Initiatives
- ▼ Cooperating with External Organizations ▼ Targets and Results

Konica Minolta's Initiatives for Responsible Minerals Procurement

Konica Minolta is addressing Responsible Minerals procurement to prevent human rights violations associated with conflict.

It has been pointed out that the mining of the mineral resources for tungsten, columbite-tantalite, gold, and cassiterite in the Democratic Republic of the Congo or adjoining countries can end up fueling conflict.

Seeking to prevent conflict-related violations of human rights such as child and forced labor, the Organization for Economic Co-operation and Development (OECD) established Due Diligence Guidance for Responsible Supply Chains of Minerals from Conflict-Affected and High-Risk Areas and requires that companies take responsible initiatives in the supply chain. Additionally, Section 1502 of the Dodd-Frank Wall Street Reform and Consumer Protection Act, which was passed in 2010 in the United States, requires companies listed on a U.S. stock exchange to disclose information about conflict minerals*¹ derived from regions of conflict. In addition, the EU Conflict Minerals Regulation went into effect in 2021, and the EU also released a list of Conflict-Affected and High-Risk Areas under Regulation. Corporate organizations also pursue initiatives for Responsible Minerals procurement, including the Responsible Minerals Initiative (RMI)*², which has a global reach, and in Japan the Responsible Minerals Trade Working Group, established as part of the Japan Electronics and Information Technology Industries Association (JEITA)*³.

- *1 Conflict minerals: Cassiterite (tin), coltan (columbite-tantalite), gold, wolframite (tungsten), or their derivatives; also known as 3TG.
- *2 Responsible Minerals Initiative (RMI): An organization that spearheads initiatives addressing conflict minerals to which over 300 companies and organizations around the world belong.
- *3 Japan Electronics and Information Technology Industries Association (JEITA): An organization to which about 400 companies and organizations belong, primarily in Japan's IT and electronics field.

Framework for Initiatives

Konica Minolta carries out initiatives addressing conflict minerals in line with the Five-Step Framework for Risk-Based Due Diligence in the Mineral Supply Chain in the OECD Guidance.

Step 1. Establish strong company management systems

Konica Minolta has established the Konica Minolta Responsible Minerals Policy Statement, which addresses the prevention of human rights violations caused by conflicts. This statement requires that suppliers are familiar with Konica Minolta responsible policies on minerals and that conflict mineral policies are incorporated into contracts with business partners.

Konica Minolta's Responsible Minerals programs are incorporated into its sustainability promotion system, which is led by an executive officer. In addition, a mechanism for implementing Responsible Minerals surveys, including production sites in Japan and overseas, has been prepared to identify the smelters or refiners in the supply chain. The management and staff in the procurement divisions in charge of procurement are given training to enhance their understanding of Responsible Minerals initiatives and motivate them. In addition, Grievance platform developed by RMI is used.

- ▶ [The Minerals Grievance Platform](#) 

Step 2. Identify and assess risk in the supply chain

Using the Conflict Minerals Reporting Template (CMRT), Cobalt Reporting Template (CRT) issued by RMI and Mica Reporting Template (MRT). Konica Minolta implements surveys on minerals of necessity for the high functionality of Konica Minolta products (3TG, cobalt and mica). The survey confirms the content of 3TG, cobalt and mica surveys the country of origin, identifies the smelters or refiners in the company's supply chain, and confirms their due diligence. Based on the results of the survey and information about the identified smelters or refiners in the supply chain, Konica Minolta assesses the risk to the supply chain overall, by each business partner, and by each product. These results are reported to the executive officer in charge.

Step 3. Design and implement a strategy to respond to identified risks

Based on the results of the risk assessment, Konica Minolta requests all suppliers to take any needed steps to ensure that their business is not in any way complicit in the funding of conflict forces. Konica Minolta conveys any customer concerns to suppliers using smelters or refiners when customers have expressed concerns about, and asks that they respond appropriately, such as reassessing the smelters or refiners in question. Indirect efforts are also made to eliminate the risk of conflict complicity, such as activities building awareness about the issue of responsible minerals.

Step 4. Carry out independent third-party due diligence audits for smelters or refiners

Konica Minolta is a member of RMI, which operates an audit program (the Responsible Minerals Assurance Process [RMAP]) certifying that smelters or refiners are conflict-free.* In addition, through JEITA activities, smelters or refiners are encouraged to participate in RMAP.

* smelters or refiners that conform to the Responsible Minerals Assurance Process managed by RMI.

Step 5. Report annually on supply chain due diligence

Konica Minolta's Responsible Minerals initiatives are disclosed every year on this website.

Cooperating with External Organizations

Konica Minolta promotes programs on responsible minerals in cooperation with external organizations.

Konica Minolta is a member of RMI, which leads global initiatives on Responsible Minerals issues. RMI's Responsible Minerals Reporting Template is adopted worldwide. RMI also operates a program that certifies which smelters or refiners are conflict-free, and it operates other activities designed to promote a responsible supply chain for mineral procurement.

In Japan, Konica Minolta participates in JEITA's Responsible Minerals Trade Working Group. This working group promotes programs addressing conflict minerals issues among IT and electronics companies in Japan.



Targets and Results

The Konica Minolta Group responded to requests about responsible minerals from customers across all of its businesses, and also continued to conduct a voluntary conflict minerals in its core Digital Workplace Business and its Professional Print Business. The Group assess risk and encourages conflict-free suppliers.

Response to Responsible Minerals procurement

KPI	Results		Target	Target year
	Fiscal 2020	Fiscal 2021		
Percentage of suppliers returning conflict mineral surveys	98%	96%	Maintained at 95% or higher in every year	Fiscal 2022
Percentage responding to requests for surveys from customers	100% response	100% response	Maintained at 100% or higher in every year	Fiscal 2022

Response to Customers' Request for Survey

In fiscal 2021, many customers in the Digital Workplace Business, Professional Print Business, Healthcare Business and Industry Business requested Responsible Minerals surveys. Konica Minolta responded to all customers by submitting completed Responsible Minerals survey reports. Inquiries about responsible minerals other than surveys were responded to appropriately, based on survey results and the company's own initiatives. Konica Minolta has been conducting surveys on cobalt since fiscal 2018, and on mica in 2021. It is appropriately responding to requests from customers for surveys on cobalt.

Conflict Minerals Survey

In our core Digital Workplace and Professional Printing businesses, we conducted the Conflict Minerals Survey and the Cobalt Survey, as well as the Mica Survey in fiscal 2021. The survey response rates were 96%, 92%, and 81%, respectively. We also conduct Responsible Minerals surveys in our Healthcare and Industry businesses.

In conducting these surveys, we also ask our suppliers to conduct due diligence to ensure supply chain transparency and conflict-free operation by reducing the number of unknown responses about smelter information.

Due diligence conducted on Conflict Minerals and Cobalt survey responses identified 400 smelters, 261 RMAP1 purchased smelters, and 30 Active smelters².

As in the previous year, all refiners continued to source tantalum from RMAP* certified refiners. In addition, we identified 57 countries in the supply chain that are considered 3TG countries of origin (as of March 31, 2022).

As a result of these surveys, we confirmed that one of our main products, toner, and some of our other products such as optical lenses, and functional films, were conflict-free. No evidence of conflict involvement was found in any of the supply chains surveyed.

Smelter Due Diligence Results by Metal

	Identified Smelters or refiners	Smelters or refiners verified as conflict-free or in the audit process	Percentage
Gold	172	106	62%
Tantalum	37	37	100%
Tin	81	65	80%
Tungsten	48	45	94%
Cobalt	62	38	61%
Total	400	291	73%

› [List of smelters / refiners](#) 

› [List of country of origin](#) 

* 1 Smelters that comply with the Responsible Minerals Assurance Process (RMAP) administered by RMI

* 2 Active smelters: Smelters that are under RMAP audit or are scheduled for audit.

Contents	Message from the CEO	Message from Corporate Vice President	Basic Approach and Systems for Sustainability Management	Sustainability Strategy	Material Issues	Activity Report		
						Environment	Social	Governance
Evaluation by External Parties	Stakeholder Engagement	Participation in Initiative	ESG Data	List of Policies	External Assurance	Guidelines Index	Reporting Policy	

Other Initiatives

Konica Minolta cooperates with external organizations, including participating in an initiative where members of JEITA's Responsible Minerals Trade Working Group encourage smelters or refiners to be involved in a conflict-free audit program. In addition, Konica Minolta provided an instructor for the JEITA Conflict Mineral Survey Briefing, held by JEITA on June 14, 2019, and supported activities providing education on Responsible Minerals regulations. Konica Minolta also participates in the Conflict Free Sourcing Working Group (CFS-WG), established jointly by JEITA and automotive companies, in programs that go beyond industry boundaries.

[▶ Basic Concept](#) |
 [▶ Konica Minolta's Approach](#) |
 [▶ Konica Minolta's Supply Chain Management](#)

[▶ Implementing CSR Procurement](#) |
 [▶ **Practicing Responsible Minerals Procurement**](#) |
 [▶ Procurement Initiatives](#)

Responsible Supply Chain

Procurement Initiatives

▶ Basic Concept	▶ Konica Minolta's Approach	▶ Konica Minolta's Supply Chain Management	
▶ Implementing CSR Procurement	▶ Practicing Responsible Minerals Procurement	▶ Procurement Initiatives	

Click to jump to the corresponding section in this page

- ▼ Procurement Collaboration System
- ▼ Environmental Collaboration Aimed at Strengthening the Management of Chemical Substances Included in the Supply Chain
- ▼ Holding Suppliers' Meetings ▼ Commendation of Suppliers

Procurement Collaboration System

Promoting procurement collaboration to increase customer satisfaction

Seeking to increase customer satisfaction, the Business Technologies Business promotes a Procurement Collaboration System in which suppliers and Konica Minolta work together in pursuit of improvements. In this initiative, the Group shares challenges through dialogue with and visits to suppliers, makes proposals needed for their resolution, and provides concrete support aimed at comprehensive improvements in terms of quality, delivery, productivity, the environment, and business management. Suppliers also point out issues to Konica Minolta, which serves to improve problems in business transactions.

Environmental Collaboration Aimed at Strengthening the Management of Chemical Substances Included in the Supply Chain

Konica Minolta has implemented environmental collaboration with suppliers to reduce environmental risk as a procurement collaboration system in the area of the environment. This initiative creates solid partnerships through on-site assessments and educational support for suppliers in order to strengthen management of chemical substances included in the supply chain.

In fiscal 2021, Konica Minolta went directly to the manufacturing sites of 10 suppliers in and outside Japan and conducted on-site assessments, working with suppliers to strengthen the chemical substances management system. In addition, the Company confirms activities in areas such as labor, health and safety, the environment, and ethics at its suppliers' manufacturing sites.

In addition, Konica Minolta has established an educational system focused on laws and regulations as well as on-site management that it uses to train suppliers' internal assessors in an effort to support the independent management of chemical substances on the part of suppliers. Education on changing trends and Konica Minolta's initiatives was added to CSR procurement initiatives starting in fiscal 2018. In fiscal 2021, Konica Minolta conducted approximately 130 internal assessments.

Holding Suppliers' Meetings

Konica Minolta holds annual suppliers' meetings as part of its procurement collaboration system. Since fiscal 2015, accompanying the growing number of suppliers in the ASEAN region, the Group has held suppliers' meetings in Malaysia, in addition to the meetings in China already held regularly.

At a meeting held in fiscal 2018, the Group explained the Konica Minolta Procurement Policy, reported procurement results and the procurement plan for the next fiscal year, and shared goals and challenges.

Due to the COVID-19 pandemic, the meeting has switched since fiscal 2019 from face-to-face to web-based and is held for suppliers in Japan, China and ASEAN countries.

In fiscal 2021, the switch to a web-based format made it possible for more suppliers to participate, with approximately 600 attendees from 280 companies making it a meaningful opportunity for communication.



Suppliers' meeting in China

Commendation of Suppliers

Konica Minolta takes the opportunity of the suppliers' meeting to commend suppliers. The purpose of commending suppliers with excellent records in terms of quality, delivery, productivity, and the environment is to encourage all suppliers to undertake further improvement initiatives.

-
- ▶ Basic Concept
 - ▶ Konica Minolta's Approach
 - ▶ Konica Minolta's Supply Chain Management
 - ▶ Implementing CSR Procurement
 - ▶ Practicing Responsible Minerals Procurement
 - ▶ **Procurement Initiatives**

Social

Human Rights

Click to jump to the corresponding section in this page

- ▾ Basic Concept
- ▾ Management System for Human Rights
- ▾ Human Rights Due Diligence
- ▾ 1. Identifying and Assessing Adverse Human Rights Impacts
- ▾ 2. Integrating and Acting upon the Findings
- ▾ 3. Tracking Responses
- ▾ 4. Information Disclosure
- ▾ Remedy and Grievance Mechanism
- ▾ Stakeholder Engagement

Basic Concept

Human rights are universally valued rights that all people are born with. In today’s world, there is a growing awareness that businesses can have a great impact on human rights. As a company with global business operations, Konica Minolta specifies respect for human rights as one of the most basic requirements in its business activities in the Konica Minolta Group Charter of Corporate Behavior, Human Rights Policy, and Supply Chain Code of Conduct. Under these policies, the Group conducts human rights due diligence and respects human rights.

- [Konica Minolta Group Charter of Corporate Behavior](#)
- [Konica Minolta Group Human Rights Policy](#)
- [Konica Minolta Supply Chain Code of Conduct](#)

In addition, Konica Minolta supports and respects the following internationally accepted standards:

- Universal Declaration of Human Rights
- International Bill of Human Rights
- The International Labour Organization (ILO) Declaration on Fundamental Principles and Rights at Work
- OECD Guidelines for Multinational Enterprises
- United Nations Global Compact
- ISO 26000

Management System for Human Rights

Human Rights Due Diligence Process



In compliance with the United Nations Guiding Principles on Business and Human Rights, Konica Minolta has created a human rights policy, it conducts human rights due diligence, and established a remedy and grievance mechanism to promote its initiatives.

Policy

The Konica Minolta Group Human Rights Policy was established in September 2021 based on the United Nations Guiding Principles on Business and Human Rights. Based on this policy, the Konica Minolta Group asks its business partners and other parties connected to the Group's business not to violate human rights.

Human Rights Due Diligence

Konica Minolta has created a human rights due diligence system to identify potential and actual human rights risks that its business activities may pose to stakeholders, to review and implement measures for the prevention and mitigation of adverse human rights impacts, and to disclose information on progress status.

When making new or additional investments, the Group include human resource-related checks in its due diligence process to assess investment suitability.

Remedy and Grievance Mechanism

Using a system that enables employees to report human rights concerns, if there is a clear indication that Konica Minolta directly caused or was involved in any adverse impact on human rights, it will promptly investigate and take corrective action through appropriate internal and external procedures.

Konica Minolta will also engage stakeholder dialogue to enhance its efforts to respect human rights.

Human Rights Due Diligence

1. Identifying and Assessing Adverse Human Rights Impacts (Impact Assessment)

First, the Group identified stakeholders who are subject to actual or potential negative impacts and any existing human rights issues caused by its business activities and transactions.

Identification of Human Rights Issues and Stakeholder Relationship

Human rights-related issues (from RBA Code of Conduct)	Workers			Stakeholders other than workers	
	Group employees	Employees of suppliers & contractors (production, development, other)	Temporary staff and contract employees working on site	Product users/ customers	Local communities/ Indigenous people
Freely chosen employment (Freedom to choose occupation and freedom of movement)(incl. slavery, bonding, immigrant workers)	✓	✓	✓	✓	✓
Young workers	✓	✓	✓	✓	✓
Working hours (Appropriate working hours and allotment of holidays)	✓	✓	✓		✓
Occupational injury and illness (Prevention of damage to health due to workload)	✓	✓	✓		✓
Wages and benefits	✓	✓	✓		✓
Humane treatment (Sexual harassment, power harassment)	✓	✓	✓		
Non-discrimination (Ethnicity, age, gender, national origin, gender identity and sexual orientation, wages, promotions, rewards, and access to training etc.)	✓	✓	✓	✓	✓
Freedom of association (collective bargain)	✓	✓	✓		
Privacy	✓	✓	✓	✓	

Next, the Group assessed the impact of the adversely affected stakeholder who was identified and their human rights issue, and then identified the human rights issues that are considered especially high priority. The assessment is periodically reviewed, and the human rights issues that are considered especially high priority are set as targets, and the departments in charge of human resources, legal affairs, procurement, quality, IT, and sustainability consider measures and implement them.

Contents	Message from the CEO	Message from Corporate Vice President	Basic Approach and Systems for Sustainability Management	Sustainability Strategy	Material Issues	Activity Report		
						Environment	Social	Governance
Evaluation by External Parties	Stakeholder Engagement	Participation in Initiative	ESG Data	List of Policies	External Assurance	Guidelines Index	Reporting Policy	

Human Rights Issues that are Considered Especially High Priority

- Respect for the human rights of Group employees
Protection of working hours, health and safety, wages and benefits, and privacy, prohibition of harassment and discrimination
- Respect for human rights in the supply chain (including of local communities and indigenous peoples)
Prohibition of forced labor, human trafficking, child labor, harassment, and discrimination, protection of working hours, health and safety, wages and benefits, and privacy, freedom of association, right to collective bargaining
- Respect for the human rights of customers
Prohibition of forced labor, human trafficking, child labor, and discrimination, and protection of privacy

2. Integrating and Acting upon the Findings

Respect for the Human Rights of Group Employees

To prevent health problems caused by overwork, an email instructing the worker to curb their overtime is sent to employees who work 30 hours or more during the month and to their supervisors to control long working hours. Supervisors are required to submit a Work Improvement Plan of their employees to prevent them from working long hours for two consecutive months.

- » For further information on these initiatives, please see: [Promoting sound management by fostering a health-first culture](#)

Furthermore, to create a healthy, safe, and comfortable working environment, the safety and health management regulations seek to ensure the safety of Group employees (directors, employees, contractors, temporary employees, and part-time workers) and onsite contractors (contractors and subcontractors who perform work on Group premises) and strive to prevent workplace accidents.

- » For further information on these initiatives, please see: [Occupational Health and Safety Management System](#)

To prevent all forms of discrimination, sexual harassment, and abuse of power, the Group prohibits discrimination and harassment in its "Guidance for the Charter of Corporate Behavior" and "Compliance Manual." In addition, Konica Minolta has established "Sexual Harassment Prevention Guidelines" and conduct harassment prevention training to educate its employees. Thanks for measures such as rigorous age verification when hiring in each country, there have been no cases of child labor. Similarly, there have also been no cases of forced labor. The Group also educates its managers on sexual harassment and abuse of power.

- » For further information on these initiatives, please see: [Compliance Education](#)

Respect for Human Rights in the Supply Chain (including local communities and indigenous people)

To fulfill its social responsibility across the supply chain, Konica Minolta has created a system throughout the Group to promote "Addressing Responsible Mineral Procurement Issues," including the "Development of CSR Procurement."

CSR procurement is based on the RBA framework, with CSR assessment using self-assessment questionnaires, and risk assessment and remediation through CSR audits. The CSR assessment using the self-assessment questionnaire is ranked into three levels of A through C according to the questionnaire results, with Group production sites receiving an overall rank of A and suppliers receiving an overall rank of B or higher. Even if the target rank is met or fulfilled, the Group asks that voluntary improvements be made if any items receive a low assessment, including labor (human rights) issues.

CSR audits include the Konica Minolta CSR audit*¹ conducted by Konica Minolta employees and the RBA third-party audit (VAP audit) *² conducted by RBA-accredited third parties. Remedial support is also provided based on the results of the CSR assessment and CSR audit to verify the status of corrective measures.

※1 Konica Minolta CSR audit: An audit conducted by a Konica Minolta auditor with RBA auditor qualifications using RBA audit standards.

※2 RBA third-party audit (Validated Audit Program (VAP) audits): A third-party RBA-accredited auditing organization that checks for compliance with the RBA Code of Conduct based on auditing standards, identifies areas for improvement, and encourages corrective action, and is one of the world's most trusted third-party CSR audits.

- » For further information on Konica Minolta's CSR procurement initiatives, please see

Responsible Minerals Response addresses conflict minerals in accordance with the OECD's Due Diligence Guidance for Responsible Supply Chains of Minerals from Conflict and High-Risk Areas, "A Five-Step Framework for Risk-Based Due Diligence in the Minerals Supply Chain.

- » For further information on these initiatives, please see: [Responsible Mineral Sourcing > Framework for Initiatives](#)

Contents	Message from the CEO	Message from Corporate Vice President	Basic Approach and Systems for Sustainability Management	Sustainability Strategy	Material Issues	Activity Report		
						Environment	Social	Governance
Evaluation by External Parties	Stakeholder Engagement	Participation in Initiative	ESG Data	List of Policies	External Assurance	Guidelines Index	Reporting Policy	

Respect for the Human Rights of Customers

Konica Minolta has established a Companywide system to promote product security headed by the person in charge of quality and is working to prevent serious security incidents in all products and services through its business divisions under the supervision of the Quality Division. The Company has established “Product Security Guidelines” to achieve secure development and operation and is promoting secure development and operation processes for products and services Groupwide. Development and operation in compliance with the Product Security Guidelines, in principle, apply to all products and services of the Konica Minolta Group, and is implemented throughout the entire product and service life cycle, from planning and proposal to disposal and termination of service, as well as activities in the supply chain, such as development and operation contractors and suppliers.

In addition, Konica Minolta regularly convenes the cross-sectional “Product Security Promotion Committee” to discuss product security issues and share information on best practices both inside and outside the Company to continuously improve product security.

» For further information on these initiatives, please see: [Promoting Secure Development and Operation Processes](#)

3. Tracking Responses

Respect for the Human Rights of Group Employees

In fiscal 2020, the number of employees with monthly overtime of 80 hours or more (total number for the year) was 243, a slight increase from the previous fiscal year but a 56% decrease from the 557 employees in fiscal 2015. In fiscal 2021, the Group seeks to further reduce the number of employees who work long hours by revising the attendance management system to accommodate remote working and improving operation.

» For further information on these initiatives, please see: [Measures to Address Overwork](#)

In fiscal 2021, no serious accidents ^{*1} occurred. Nine incidents causing absence from work occurred. Eight occurred in Japan (3 male and 5 female victims) and one overseas (no male and one female). The frequency rate of lost-worktime injuries ^{*2} was 0.27 in Japan, 0.04 overseas, and 0.17 in Japan and overseas combined. The severity rate of accidents causing absence from work ^{*3} was 0.0071 in Japan and 0.00007 overseas.

The average frequency rate of lost-worktime injuries in the manufacturing industry in Japan in fiscal 2021 was 1.21 according to the Ministry of Health, Labour and Welfare's Survey on Industrial Accidents, while the average for the electrical machinery and equipment manufacturing industry was 0.52, thus remaining below the average for similar industries.

*1: Serious accidents:

(1) Death, illness requiring (or likely to require) long-term medical care, injury resulting in (or likely to result in) disability, and specific infectious disease

(2) Accidents that result in the death, injury, or illness on the job of three or more workers at one time (including lost worktime).

*2 Number of workers absent from work per million of total hours worked by Konica Minolta employees

*3 Number of days of lost work per 1,000 hours of total hours worked by Konica Minolta employees

» For further information on these initiatives, please see: [Preventing Workplace Injuries](#)

To comply with the minimum wage in each region and maintain a wage level that allows employees to feel rewarded for their work, Konica Minolta conducted a study on living wages in fiscal 2021. A living wage consists of basic living expenses and taxes, with the basic living expenses estimated using the Market Basket Method, but the Basic Needs Budget standard is used in some countries. Since regional differences in the same country must be considered, living wages are calculated by referencing the Japanese Trade Union Confederation and the Wage Indicator Foundation. No special issues were found among employees, business partners, contractors, and others.

To maintain a work environment where employees feel “motivated and willing to take on challenges (engagement),” the Company conducts a Global Employee Survey (GES) of its employees worldwide on their attitudes toward work and the workplace. The current state of its corporate culture is measured by the engagement score ^{*}, and each organization takes action to improve its score, thereby raising the competitiveness of the entire Group.

*The survey is rated on a 10-point scale to determine whether the workplace environment encourages performing individuals to thrive. In fiscal 2021, approximately 90% of the Group's employees participated in this survey, which elicited over 160,000 comments and enabled each organization to delve more deeply into issues and continuously plan and implement improvements.

In fiscal 2021, the engagement score for the Group was 6.4, up 0.3 points from fiscal 2017.

» For further information on these initiatives, please see: [Rewarding Work Environment and Employee Retention](#)

Respect for Human Rights in the Supply Chain (including local communities and indigenous people)

In fiscal 2021, 13 Konica Minolta Group production sites and 30 suppliers received CSR assessments. All the production sites received an overall rating of A, while all suppliers received an overall rating of B or higher, and no suppliers were rated high-risk

» For further information on these initiatives, please see: [Konica Minolta's CSR Procurement Initiatives](#)

The sites for Konica Minolta's final production of its mainstay digital workplace and professional print businesses are in Japan, China, and ASEAN countries. Konica Minolta emphasizes audits at these sites so that as a manufacturer it can perform high-quality manufacturing and CSR-conscious production activities. 67% of RBA third-party audits (VAP audits) and Konica Minolta CSR audits at MFP and printing equipment production companies have been conducted. Previous CSR audits have uncovered issues such as the management of total working hours, the providing of education about labor and ethics, and the creation of an internal audit system. For all six audited companies, the Group has drawn up and performed required improvement plans for all these issues and has confirmed that improvements are complete through closure audits. In the RBA third-party audits (VAP audits) and Konica Minolta CSR audits, the rate of noncompliance was 7%, corrective action has been completed for 100% of all Priority items, and corrective action has been completed for 37% of all other non-compliances. Konica Minolta will continue to make improvements by turning the PDCA cycle.

The survey response rates to the Conflict Minerals Survey and the Cobalt Survey in the core Digital Workplace and Professional Print businesses were 96% and 92%, respectively.

By performing due diligence on the Conflict Minerals and Cobalt Survey responses, the Group identified 400 smelters, 261 RMAP-acquired smelters, and 30 Active smelters*.

The Group also confirmed that some of its major products (toner, optical lenses, and functional films) were not involved in conflict. No evidence of conflict involvement was found in any of the supply chains examined.

* Active smelters: Smelters that are now under RMAP audit or are scheduled to be audited.

» For further information on these initiatives, please see: [Responsible Mineral Sourcing > Framework for Initiatives](#)

Respect for the Human Rights of Customers

The Group has been working to eliminate serious information security incidents by setting “the number of serious information security incidents*” and “major business losses related to information security” as KPIs. In fiscal 2021, as in the previous fiscal year, the Group again achieved the target. Konica Minolta will continue to pursue various initiatives to develop and operate secure products and services.

*Major security incident: A project security incident that has a serious and significant impact on the business of the product user.

» For further information on these initiatives, please see

In June 2021, the Konica Minolta Group formulated the “Konica Minolta Group’s Basic Policy on the Use and Application of AI” to ensure the Group's shared understanding of the appropriate use and application of AI to achieve a better society and to work together to proactively use and apply AI.

 [News Release Konica Minolta Group Basic Policy on the Utilization of AI](#)

4.Information Disclosure

Konica Minolta will regularly disclose the details of its initiatives on a timely basis via its website.

Remedy and Grievance Mechanism

Respect for the Human Rights of Group Employees

Konica Minolta has established an Internal Hotline System (Helpline) not only within the Group in Japan but also overseas. The Helpline is an anonymous reporting system, and whistleblowers are not subject to adverse treatment.

In fiscal 2021, of the Helpline cases reported that related to human rights (abuse of power /sexual harassment/discrimination /inappropriate treatment), 17 were domestic and 19 were overseas. In fiscal 2021, no material issues requiring public disclosure were reported to the Helpline.

Respect for human rights in the supply chain (including local communities and indigenous peoples)

In November 2020, the external points of contact of the “Helpline” internal hotline system have been expanded to include domestic and overseas suppliers.

» For further information on these initiatives, please see: [Internal Reporting System \(Helpline\)](#)

Respect for the Human Rights of Customers

Konica Minolta has established KONICA MINOLTA PSIRT* as a Companywide organization to manage information on the vulnerabilities of its products and services, and to pursue necessary measures. When KONICA MINOLTA PSIRT receives a vulnerability report from an outside stakeholder about Konica Minolta's products or services, it takes appropriate action in compliance with the international vulnerability handling process.

*PSIRT (Product Security Incident Response Team): Vulnerability response team for products and services

» For further information on these initiatives, please see: [Strengthening Product and Service Security > Vulnerability Information Collection and Response](#)

Stakeholder Engagement

Respect for the Human Rights of Group Employees

Konica Minolta shows that it guarantees freedom of association and the right to collective bargaining through its participation in the United Nations Global Compact. As of March 31, 2022, approximately 4,400 regular employees, except managers, belonged to the Konica Minolta Labor Union of Konica Minolta, Inc. Labor and management have concluded a collective labor agreement, and effectively communicate through the joint management council. Many other Group companies also have their own labor unions and employee associations and have built good labor-management relations.

Konica Minolta, Inc. provides the labor union with opportunities to explain about the Company's management and the union's policies through regular meetings of the joint management council held four times a year with the president's attendance. Through vigorous questioning at these meetings, a relationship of trust is built between labor and management, and the details of the discussions are disclosed to union members.

As of March 31, 2022, the percentage of unionization of non-management employees in the Group worldwide was 90%.

Respect for Human Rights in the Supply Chain (including local communities and indigenous peoples)

Through supplier briefings and the procurement collaboration system, the Konica Minolta Procurement Policy is explained, procurement results and plans for the next fiscal year are reported, and targets and issues are shared. At the same time, the Group encourages its suppliers to further improve their quality, delivery, productivity, and environmental performance by commending suppliers for their outstanding achievements.

» For further information on these initiatives, please see:

Respect for the Human Rights of Customers

Konica Minolta has established call centers and web-based consultation services around the world for each of its products and services. Not only does it swiftly respond to inquiries and information on product defects received at each contact point, but Konica Minolta is also consolidating this information into a Voice of Customer (VOC)* database to monitor quality status and customer requests. The Company has also established an Ethics Committee with outside experts to verify the appropriate use and application of AI technology.

*Voice of Customer (VOC): Customer feedback collected from call centers, interviews, market research, and other means.

» For further information on these initiatives, please see: [Strengthening Customer Relationships](#)

Contributing to Society

Basic Concept

▶ Basic Concept	▶ Health, Medicine, and Sports	▶ Environmental Actions in the Society
▶ Scholarship, Research, and Education	▶ Disaster recovery and volunteerism	

For smiling faces around the world

Helping to solve local social issues around the world, focusing on issues where we can make a unique contribution



Konica Minolta Basic Policy on Corporate Citizenship

As a responsible global corporate citizen, Konica Minolta makes Group-wide efforts to address social issues that it can contribute to through its businesses to be an entity that is essential to society. We are also committed to contributing to the creation of a sustainable society by continually engaging in activities that meet local challenges in the various countries where it operates.

Konica Minolta's Philosophy and Social Contribution

In order for a company to be sustainable, it must continue to grow while helping to solve the challenges facing society. In other words, it must create value for both its business and the broader society.

Companies today are increasingly expected to address various social issues, such as those identified by the Sustainable Development Goals (SDGs) adopted by the United Nations in September 2015.

In fiscal 2020, Konica Minolta established a long-term management vision for 2030 and summarized it with the phrase “Imaging to the People.” At the same time, the company clarified the direction of its medium and long-term value creation for solving social issues. By backcasting from social issues that ought to be addressed by 2030, it devised a three-year medium-term business strategy, “DX2022.” While supporting business transformation for the people who work on the frontlines of various industries and sectors, Konica Minolta seeks to build a world where more people can lead fulfilling lives and feel motivated and happy.

As a citizen of the world, Konica Minolta aims to become vital to society, not only by providing new value through its business but also by solving social challenges.

Konica Minolta's Contribution Fields and Strategy

Konica Minolta looks ahead to anticipate social issues 10 years from now and articulates the social value it must provide to help solve them. The company has identified important material issues for priority focus. The aim is to better align business activities with resolution of social issues.

In relation to its business strategy, Konica Minolta also set its strategic fields of social contribution:

- **Healthcare** — Konica Minolta supports the aging societies and the health of working women with its technologies. It aims to detect disease early, improve the quality of life for every individual, and support healthy, high-quality living.
- **Environment** — as a manufacturer, Konica Minolta not only works on responsible production in the scope of its value chain, but also expanding its contribution to local communities and external parties in order to reduce the environmental impact of society as a whole.
- **Education and academics** — Konica Minolta is helping to provide science and engineering education for the next generation of young people who will lead the development of the digital society of tomorrow. The company also makes broad contributions to technological progress through academic societies and the Konica Minolta Science and Technology Foundation.

Konica Minolta believes that contributing in the above fields using its resources and expertise is part of its efforts to help achieve of the SDGs and is for the greater good.

SUSTAINABLE DEVELOPMENT GOALS

17 GOALS TO TRANSFORM OUR WORLD



Konica Minolta's Social Contribution Achievements

During the fiscal 2021 (the fiscal year ended March 2022), Konica Minolta group companies worldwide collectively made financial contributions of approximately 171 million JPY, in-kind donations of 48 million JPY equivalent, and manpower participation of 136 million JPY equivalent through its social contribution activities. The activities can also be categorized into charitable donations, public relations initiatives, and community investment, at 26.9%, 28.6%, 44.5% respectively. (The monetary contributions to specified public-service promotion corporations and other entities by Konica Minolta group companies in Japan totaled approximately 13.32 million JPY.)

Contributing to Society

Health, Medicine, and Sports

Konica Minolta cooperates in Pink Ribbon activities for the early detection of breast cancer and supports the visually impaired around the world. It also promotes sports, by instance by sponsoring running classes led by the Konica Minolta Track and Field Club across Japan.



▶ Basic Concept	▶ Health, Medicine, and Sports	▶ Environmental Actions in the Society
▶ Scholarship, Research, and Education	▶ Disaster recovery and volunteerism	

Helping to Solve Social Challenges Through the Digital Transformation of Nursing Care Facilities

Japan has become a super-aged society. According to the Ministry of Health, Labour and Welfare, it is estimated that Japan will be about 340,000 caregivers short of what it needs by 2025, and the cost of the nation's long-term care insurance system continues to rise.

The government of Japan has made a major shift to scientific nursing care in order to promote care that supports independent living. This emphasizes measures to curb the need for nursing care as a cost control measure. However, many nursing care facilities in Japan have not yet fully embraced IT and IT literacy.

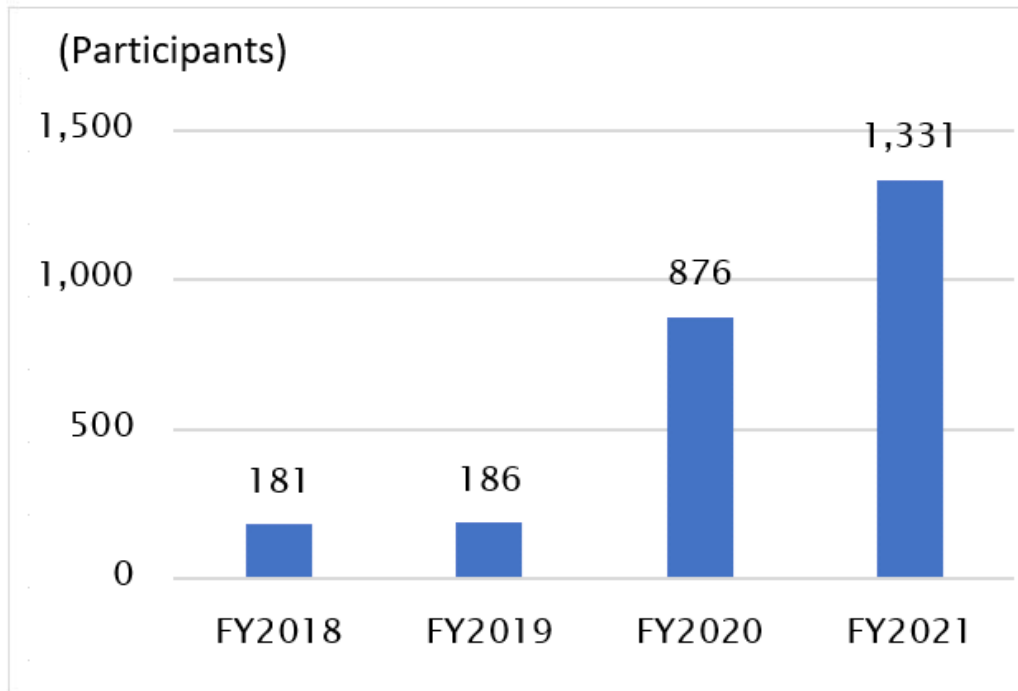
To help, Konica Minolta regularly holds free seminars for nursing care providers to help their facilities embrace the digital transformation necessary to enable scientific nursing care. The company is working to help bring IT to these facilities, for instance by providing accessible explanations of scientific nursing care and systems while presenting case studies of actual digital transformation of care facilities.

Konica Minolta began hosting its own seminars in fiscal 2018. The introduction of webinars in fiscal 2020 greatly increased the number of participants, and as of the end of fiscal 2021, a total of about 2,500 people have attended these events.

Since starting in 2016 to commercialize and promote Care Support Solutions, which transform nursing care workflows using ICT, Konica Minolta has been developing services that help improve the quality of life for care recipients. Based on the HitomeQ brand concept of "working with customers to create a world where all stakeholders beam with anticipation," Konica Minolta aims to use HitomeQ Care Support* to work with and help transform nursing care sites.

* Konica Minolta's HitomeQ Care Support is a service that improves quality of care and operational efficiency. It does this using sensors and smartphones and by employing proprietary image sensing technology and behavior analysis. In addition to system delivery, Konica Minolta provides full system support. This starts with identification of issues through operation diagnosis, and includes installation support, the creation of an organization that can effectively utilize ICT, and even support for ongoing data-based care operations.

Participants at Konica Minolta Seminars



Starting in fiscal 2020, the event has been held online, bringing in 7.2 times more participants in fiscal 2021 than in fiscal 2019.

Facilities That Have Adopted HitomeQ Care Support

(Index with the fiscal 2018 figure set at 100)



The number of facilities that have adopted the Konica Minolta system has increased 2.6 times in three years.

Cooperating in a Project to Eradicate Kernicterus to Reduce Neonatal Mortality (Myanmar)



Transcutaneous bilirubinometer donation ceremony held at Yangon Children's Hospital on December 27, 2019



Taking a baby's measurements using a JM-105 transcutaneous bilirubinometer

Konica Minolta participated in the Kernicterus Eradication Project, an international development promotion project for medical technologies, commissioned by Japan's Ministry of Health, Labour and Welfare, with the National Center for Global Health and Medicine as the responsible entity, conducted in Myanmar from 2017 to 2019. Konica Minolta lent and maintained necessary measuring instruments and analyzed data.

The neonatal mortality rate in Myanmar is said to be about 20 times that of Japan, and kernicterus is thought to be one of the causes. This disease causes abnormal brain functions and cerebral palsy when the concentration of bilirubin, the substance that causes jaundice, exceeds a certain level in newborns in the early stage after birth. In the past, Kernicterus was considered to be one of the three major causes of cerebral palsy in Japan, but it decreased markedly due to early detection and treatment using measuring instruments (transcutaneous bilirubinometers). Due to lack of expertise and resources, rigorous jaundice management was difficult in Myanmar, where there existed no effective early detection system.

In light of this, the goal for the project was set as establishing and spreading a jaundice management process appropriate for the local situation. Dr. Saneyuki Yasuda of Kagawa University Hospital led the project, which started by collecting data with the help of the Myanmar Pediatric Society. Konica Minolta provided training in jaundice management to public birthing center personnel, including the largest obstetrics departments in Myanmar: Yangon Central Women's Hospital and West Yangon General Hospital, both in the heart of Yangon. Konica Minolta donated eleven JM-105 transcutaneous bilirubinometers to the Myanmar Pediatric Society.

In 1980, Konica Minolta was the first company in the world to develop a transcutaneous bilirubinometer, contributing to the eradication of kernicterus in Japan. Using this project as a model case, the company will continue to contribute to the spread of jaundice management in Asia.

Early Detection of Breast Cancer



Konica Minolta's Pink Ribbon campaign symbol

Konica Minolta, Inc., supplies digital mammography units that are effective for early detection of breast cancer. Naturally, Konica Minolta also supports the Pink Ribbon campaign, which emphasizes the importance of early breast cancer detection, in all Group companies around the world.

» [Digital Mammography Products](#)

Raising Awareness of the Importance of Early Detection of Breast Cancer

China



Women's Health Forum

In China, Konica Minolta (China) Investment continues to work in a variety of ways to promote the early detection of breast cancer.

Between 2007 and 2008, the company held a series of health lectures at Women's Health Forums in Shanghai and Beijing. Focusing on health risks unique to women and everyday health management, and cosponsored by local women's associations and libraries, these lectures were attended by a total of over 3,000 participants.

Further in October 2008, the Breast Cancer Early Diagnosis Project was launched in Shanghai promoted by seven Japanese companies, including Konica Minolta. Under this project, the participating companies bore the costs of carrying out checkups of female office workers aged 35 and over, among whom there is a high incidence of breast cancer. By fiscal year 2018, checkups were performed for approximately 2,900 women in Shanghai, Beijing, and Guangzhou, with breast cancer lectures provided for those who were interested.

Supporting Cancer Advocacy Organizations



The Konica Minolta Group provides support for organizations that assist breast cancer patients and their families in each area.

In North America, Konica Minolta Healthcare Americas, Inc. assists the Susan G. Komen organization and other organizations.

In Australia, Konica Minolta Business Solutions Australia Pty. Ltd. helps out the Breast Cancer Network of Australia.

In the UK, Konica Minolta provides a range of support to each organization, including monetary donations, donations of its office equipment and supplies, and participation by employee volunteers at charity events and fund-raising activities. Employees of Konica Minolta Business Solutions (UK) Ltd., for example, participate in a charity run organized by Alma Zois-Panhellenic Association of Women With Breast Cancer.

Konica Minolta also supports organizations related to various kinds of cancer across the world, in Northern America, Australia, Malasia, etc.

Social Contribution in Local Sports



In running clinics and jogging classes, Konica Minolta conveys the joy of running and the running knowhow cultivated by the Konica Minolta Track and Field Club over many years. Konica Minolta encourages interaction among community members, from beginners to serious runners, and helps to promote sports through original initiatives.

- » Konica Minolta Running Project
- » Konica Minolta Track and Field Club



Contributing to Society

Environmental Actions in the Society

Konica Minolta focuses on reducing its environmental impact and protecting the environment. It undertakes these endeavors by supporting charities with its business activities and capabilities.



▶ Basic Concept	▶ Health, Medicine, and Sports	▶ Environmental Actions in the Society
▶ Scholarship, Research, and Education	▶ Disaster recovery and volunteerism	

Konica Minolta's Environmental Strategy and Social Contribution Japan



Open environmental conference organized by Konica Minolta



Energy saving diagnosis at customer's factory

Protecting the global environment is a challenge facing all humankind. Konica Minolta promotes environmental conservation by making charitable donations and encouraging the volunteer activities of its employees. Konica Minolta also shares its environmental management expertise with stakeholders, including customers and business partners. The company aims to expand the environmental efforts of its stakeholders in order to accelerate their efforts to reduce environmental impact.

Konica Minolta shares its environmental management expertise via seminars and lectures, not only for companies but also for local governments and academia. The company holds environmental seminars for companies and organizations across various industries and fields. Since fiscal 2014, a total of 2,555 companies and organizations, or 5,214 people, have participated.

To help clients and other companies reduce their environmental impact, Konica Minolta engages in Sustainable Marketing activities. This involves sharing them with Konica Minolta's know-how and tools that are useful for improving environmental management. These activities have helped strengthen the relationship with these companies and create business opportunities, which has then led to product and service transactions. In addition, Konica Minolta engages in Carbon Neutral Partner activities to help business partners reduce their environmental impact and costs.

Going beyond addressing its own environmental impact, Konica Minolta is working to reduce the impact of society as a whole. It does this by assisting various stakeholders, such as customers, business partners, and local communities, to reduce their own environmental footprint.

- ▶ Konica Minolta's environmental policy and strategy
- ▶ Sustainable Marketing activities
- ▶ Carbon Neutral Partner activities

Supporting a Marathon to Fund Tree-Planting in Ethiopia France



Held in Rennes, the regional capital of Brittany in France, the Green Marathon (Marathon Vert) is a charity run that endorses and helps to sponsor projects that help with reforestation around the world. In its first eight years through 2019, the marathon contributed to the planting of over 840,000 trees in Ethiopia, India, Portugal, Germany, and France. Konica Minolta Business Solutions France has provided support for the marathon since fiscal 2011, and has been a title sponsor since fiscal 2013.

Supporting a Charity for Protecting the Japanese Red-Crowned Crane

Japan



Not long ago, the number of red-crowned cranes* indigenous to Japan plummeted due to the deterioration of their native habitat. The bird was, for a time, on the verge of extinction. However, thanks to the establishment of the Tsurui Ito Red-Crowned Crane Sanctuary in 1987 by the Wild Bird Society of Japan, and to the protection activities undertaken by local residents and concerned organizations, the number of cranes has increased to more than 1,900. Konica Minolta has been a supporter of the crane-protection activities since the establishment of the sanctuary. As part of this effort, Konica Minolta co-sponsors the Konica Minolta Japanese Red-Crowned Crane Charity.

* The red-crowned crane is a large bird with a white body and a patch of red on the crown of its head. Its habitat extends from eastern Eurasia to Hokkaido in Japan.

› [Tsurui-Ito Tancho Sanctuary](#)

Supporting Environmental Conservation Activities in Australia



Over the years, Konica Minolta Business Solutions Australia Pty. Ltd. has raised funds and sent employee volunteers to support organizations which work to protect the environment. Most recently, for Landcare Week in fiscal 2017, 25 employees took part in weed removal and native tree planting in a bushland area.

Supporting Forest Conservation Activities

Japan



Konica Minolta is a participant and a partner in a variety of forest protection initiatives. One of these is the Takao Forest Society. Focusing on the natural vegetation in the national forest located in Uratakao, in the western part of the Tokyo Metropolis, the Society aims, by thinning the trees, planting more, clearing undergrowth, and so on, to re-create a lush forest where coniferous trees mingle with broad-leaved varieties. Konica Minolta is a corporate member of the Society, and its employees take part in the Society's activities, working up a sweat for the cause of fostering better forests. In addition, the printing of their quarterly newsletter is provided by Konica Minolta, using own digital printing system.

Konica Minolta also sends out employee volunteers to take part in environmental conservation activities, conducts community cleanups around its sites, and provides support to organizations at sites around the world.

Contributing to Society

Scholarship, Research, and Education

Konica Minolta supports education in a variety of ways, including providing support for schools in China, promoting school attendance in North America, and assisting the career development of women in Europe.



▶ Basic Concept	▶ Health, Medicine, and Sports	▶ Environmental Actions in the Society
▶ Scholarship, Research, and Education	▶ Disaster recovery and volunteerism	

Developing the IoT Talent of the Future Japan



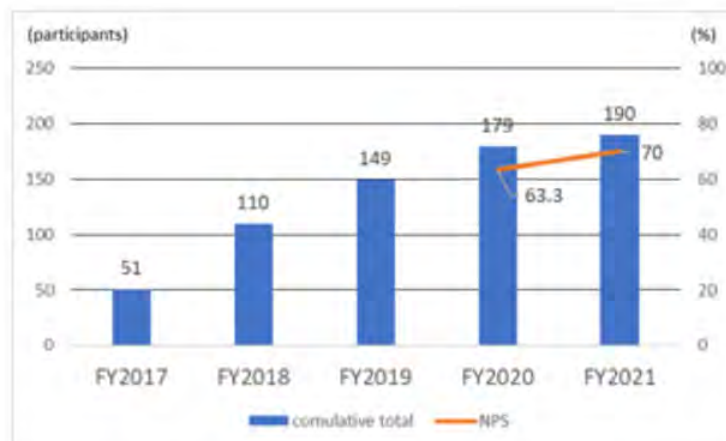
FY2021 Hackathon participants

Konica Minolta promotes human resource development by providing young people with opportunities to take on challenges. By holding various events focused on AI and imaging IoT technology, the company aims to raise up young innovators who will help solve the problems facing the world today by making the most of these cutting-edge technologies to innovate. Konica Minolta has been able to attract outstanding human resources with the programs it sponsors, and this has led to the recruitment of talent in technology and the growth of its priority imaging IoT business.

By hosting hackathons, ideathons and programs that shape ideas, Konica Minolta has been providing opportunities for experiences that create new value. Since 2017, about 30 motivated students have been selected each time for these activities, with a focus on graduate students, undergraduate students, junior college students, and vocational school students. The company's imaging IoT engineers also participate in these events as mentors, with the aim of deepening the students' understanding of imaging IoT through hands-on activities. The event participants have been very satisfied with their experiences. In fiscal 2020, a participant feedback questionnaire was added and the result shows a high Net Promoter Score (NPS). Konica Minolta will continue to use the NPS to improve the quality of this program, which should in turn help to attract even more highly motivated students.

In addition, Konica Minolta co-sponsored the DCON competition (2020) for public and private technical college students from across Japan to create proposals for solving social issues using deep learning. The company also helps develop entrepreneurial human resources and those with strong deep learning skills, through online learning and other means.

Hackathon Participants and NPS



Guest Lectures on the Structure of a Copier Japan



Since 2012, Konica Minolta, Inc., has offered guest lectures at junior and senior high schools as part of its educational support activities. The theme of these lectures is the structure of a copier and MFPs. The lectures explain the principle of copying using static electricity in a clear manner using familiar examples, and facilitate understanding through hands-on activities using experimental equipment.

In fiscal year 2018, newly graduated employees served as guest lecturers for 688 students at 7 junior high and high schools in Tokyo, Aichi, and Osaka prefectures. In recognition of this initiative, Konica Minolta received an Education Support Grand Prize 2018 and a Platinum Award.

Note: We last offered these lectures in 2019.

[» >Details of the "guest lectures" conducted by new employees](#)

Helping Young People Form Careers India

In cooperation with a local vocational training institute, Konica Minolta Business Solutions India Private Ltd. has been conducting skills development programs for young people from under-resourced families since 2016. Program participants receive basic training in a wide range of subjects including English, electronic engineering, machinery, and multi-functional peripherals services over a two-month period. This program supports young people facing a shortage of jobs, which has become a challenge for new graduates in India in recent years.

Supporting the Career Development of Women in the IT Industry Germany
Czech Rep.



Workshop

Konica Minolta collaborated with the NGO Impact Hub and Czechitas on capacity building to support women's career development and to build up the IT knowledge of women in the Czech Republic and Germany.

As a program co-sponsor, Konica Minolta dispatched IT experts to workshops designed to enhance the IT knowledge and entrepreneurial knowhow of women who aspire to find employment in the IT industry, change jobs, or launch their own business.

The goal was to promote the career development of women in the IT industry and thereby encourage diversity in this industry.

Supporting Childhood Education



Children visiting the company on their graduation trip

Konica Minolta sees education of the next generation as vital to the world's future. This is why the Group provides various kinds of educational support.

In Northern America, Konica Minolta Business Solutions USA has continuously participated in Books2BETTER, a program that donates books to children, and Back to School program, which provides children with school supplies.

The Books2BETTER program calls on employees throughout the U.S. to help collect books to be donated to schools, libraries, non-profits, and other organizations for preschool children from low-income families.

In China, Konica Minolta supports Project Hope, a campaign launched in 1989 by the China Youth Development Foundation to promote school attendance among children. The support for this project started in 2006 with the donation of funds to cover the construction costs for building an elementary school in Zhuanghe, Dalian (Liaoning Province), and has been ongoing in various other ways.

Representatives of Konica Minolta Opto (Dalian) Co., Ltd., a company manufacturing optical lenses and other products, visit schools on China's annual Children's Day (June 1) to deliver grants and stationery.

Konica Minolta Opto (Shanghai) Co., Ltd., a company manufacturing optical lenses and other products, provides support for local elementary schools in order to improve the learning environment for the children of migrant workers.

Konica Minolta Science and Technology Foundation

Japan



The Konica Minolta Science and Technology Foundation grew out of the Tachibana Hozenkai Foundation, which was established in 1966 through the last will and testament of the late Sennosuke Sugiura, one of the founders of Konica Corporation, the predecessor of Konica Minolta, Inc. Tachibana Hozenkai's purpose was to contribute to the advancement of science and culture by providing support for research in the field of photographic science.

Taking over the activities of Tachibana Hozenkai in 1993, and later established as a public interest incorporated foundation, the Konica Minolta Science and Technology Foundation provides assistance and support for science and technology research (with a particular focus on the fields of light and imaging) with the aim of advancing science and technology, developing the arts and sciences, and promoting cultural enrichment. Konica Minolta supports this mission and helps the Foundation fulfill it through donations and other financial support to continue and expand its activities.

▶ [Konica Minolta Science and Technology Foundation \(link to Japanese site\)](#)

Community Contribution through Planetariums



Planetariums cultivate intellectual curiosity in science and astronomy, and motivate people to learn about space and to think about the Earth and humankind.

Konica Minolta contributes to society by screening educational projections for elementary school students at Konica Minolta Planetarium "Manten".

The educational projections provide content specifically for elementary school students on the themes of seasonal constellations and movements of the stars and moon.

▶ [Konica Minolta Planetarium Co., Ltd.](#)

Contributing to Society

Disaster Recovery and Volunteerism

Konica Minolta supports disaster relief efforts in Japan and around the world. It also makes donations to support people with disabilities through company funds.



▶ Basic Concept	▶ Health, Medicine, and Sports	▶ Environmental Actions in the Society
▶ Scholarship, Research, and Education	▶ Disaster recovery and volunteerism	

Provision of “Spring of Relief” Water Resources as Disaster Preparedness Japan

In fiscal 2014, Konica Minolta, Inc. signed a Disaster Cooperation Agreement with the city of Hino in Tokyo and the Hino Municipal Hospital. Under the agreement, the company installed a private electric generator at the well it owns at Tokyo Site Hino so that the well can be operated even during a power outage. The well can supply the large amounts of water needed during a disaster for dialysis and treatment at medical facilities as well as drinking and everyday water for community residents. Thus, the well was improved as the “Spring of Relief” disaster preparedness water resource. In fiscal 2021, the Company expanded the area of coverage to include Hachioji City, Tokyo, and it continues contributing to the safety and security of the community by cooperating with medical institutions and waterworks departments.

Participation in Efforts to Support Disaster-Affected Areas Japan

The Great East Japan Earthquake that struck in March 2011 caused massive damage to the coastal region as a result of the major tsunami that accompanied the earthquake. In September 2011, the Group sent approximately 100 new employees to the town of Minamisanriku in Miyagi Prefecture, which was one of the disaster-struck areas. Together with other volunteers, they took part in recovery activities such as clearing away debris and cleaning. Since fiscal 2013, the Group has been organizing and dispatching employee volunteers to take part in the Watari Green Belt Project in Miyagi Prefecture. It is a program that promotes the restoration of farmland and the regrowth of the coastal forest, which provides protection against high tides.

Support for a Children’s Sports Class Japan



Soccer Class

The Konica Minolta Group is an annual sponsor of sports events for children in the Tohoku Region of Japan organized by the United Sports Foundation, which conducts social contribution activities through sports. In fiscal 2018, it held the “Konica Minolta presents USF Sports Festival” in Sendai.

Establishment of a Corporate Foundation to Assist People with Disabilities

France



Fondation d'entreprise

» Fondation d'entreprise

Konica Minolta's MFPs incorporate the principles of universal design to make them easy to use for people of all ability levels. In an effort to promote the idea of universal design even further, Konica Minolta Business Solutions France S.A.S., a sales company for office equipment and solutions, established the Konica Minolta Enterprise Foundation. In order to facilitate the access of people with disabilities to sports, entertainment, culture, education, and work, the foundation is promoting barrier free access in public places. This initiative, which began as the idea of just five employees, has now gone company-wide. Many employees are making donations and participating in various ways.



Konica Minolta Business Solutions France S.A.S., a sales company for office equipment and solutions, established the Konica Minolta Enterprise Foundation in 2011 in order to facilitate the access of people with disabilities to sports, entertainment, culture, education, and work. The Foundation also allows employees to participate by proposing projects. Foundation funds are applied to a wide variety of projects, from local to national in scale, working in cooperation with a number of non-profit organizations, cultural venues, and institutions. One example of a funded project took place with the Quai Branly Museum in Paris, where the Foundation supported the creation of 3D models to assist people with visual impairments to understand the floor plans of the museum. The fund is also being used to support projects by the French National Forestry Office to build a wheelchair path in the Chamonix Valley, and a facility that allows people in wheelchairs to go swimming along Atlantic Coast beaches.

The Foundation also conducts diverse activities that include maintaining and improving leisure facilities, donating goods for disabled sports, improving entranceways for leisure boats, and purchasing and training service dogs, and donating learning equipment for children with autism.



Konica Minolta respects and observes international social norms and carries out fair and transparent corporate activities to be a global company that is vital to society. Corporate governance that contributes to sustainable growth and improvements in medium- and long-term corporate value requires that appropriate risk-taking be encouraged in management, while establishing and implementing highly effective oversight of business execution. With this in mind, Konica Minolta is building a corporate governance structure from the perspective of the supervisors.

▶ Corporate Governance

- › Corporate Governance System
- › Internal Controls

▶ Risk Management

- › Communication with Shareholders and Investors

▶ Compliance

- › Basic Concept and Promotion System of Compliance
- › Compliance Promotion Activities
- › Putting Compliance into Practice

▶ Information Security

- › Konica Minolta Information Security Policy

> ESG data

Governance

Corporate Governance

Basic Views

Konica Minolta, Inc. has established a corporate governance framework from the standpoint of supervision. This is based on the conviction that corporate governance that contributes to medium- and long-term corporate value growth must encourage suitable risk-taking in business operations and have a highly effective supervisory function for business operations.

In 2003, the “company with committees” structure (currently “company with three committees”) was selected as the organizational structure in accordance with Japan’s Companies Act. In addition, the company has taken steps to ensure its governance system is objective and not overly influenced by personalities, while still operating the system in a distinctive Konica Minolta style.

 [Basic Policy on Corporate Governance \(270KB\)](#)

 [Corporate Governance Report \(772KB\)](#)

Corporate Governance System

- › Basic views with regard to governance system
 - Basic Views
 - Structure of Corporate Governance Systems (As of June 17, 2021)
- › Detail of Corporate Governance System
 - Board of Directors
 - Executive Officers
 - Nominating Committee
 - Audit Committee
 - Compensation Committee

Internal Controls

- › Internal Control Measures
- › Complying with Japan's Financial Instruments and Exchange Law

Corporate Governance

Corporate Governance System

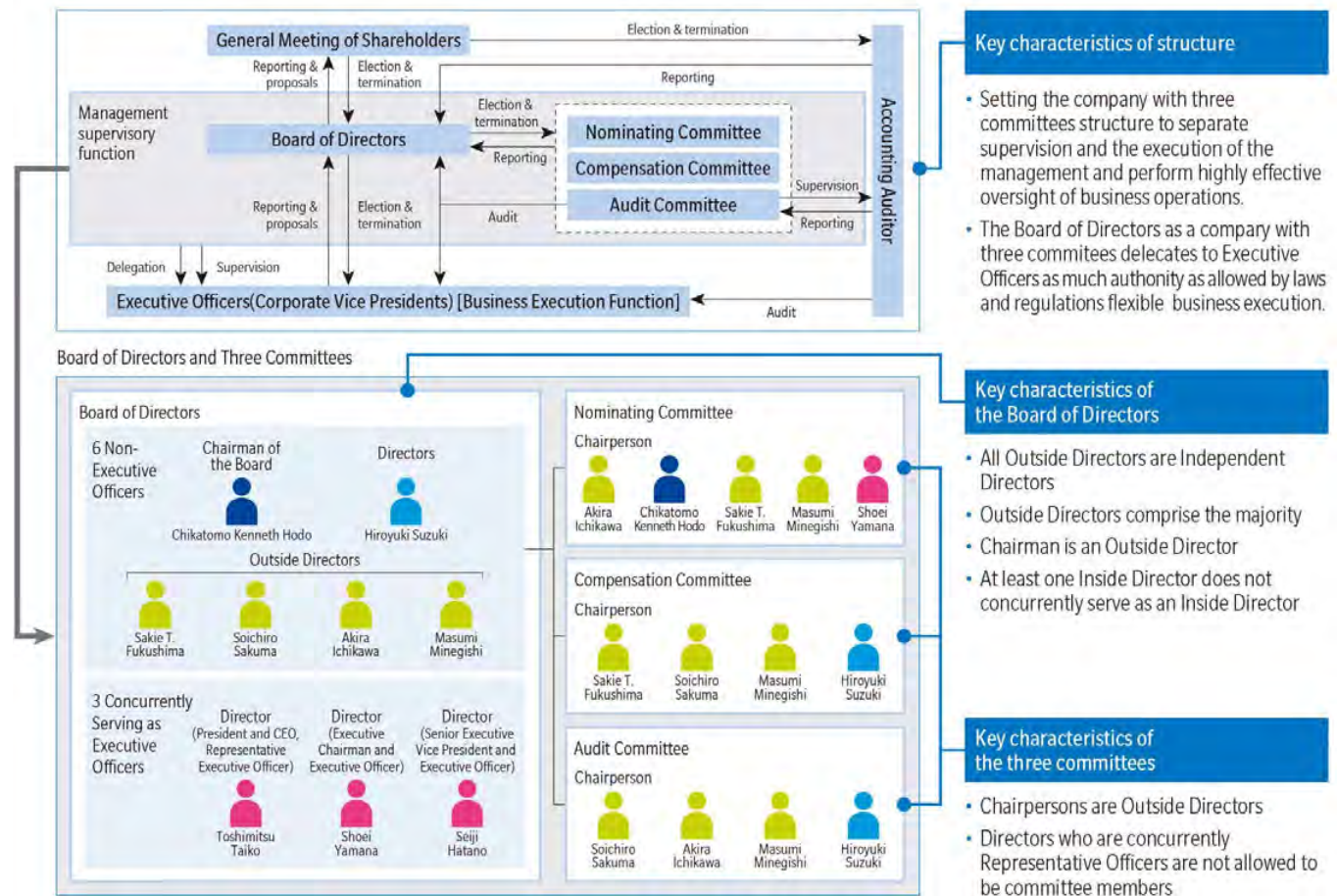
Basic views with regard to governance system

Basic Views

The company's basic views with regard to its governance system are as follows.

- Ensuring management oversight for corporate value growth by separating the roles of management oversight and operation of business activities
- Election of independent outside directors who can perform supervision from the standpoint of shareholders
- Using these measures for improving the transparency, integrity and efficiency of management

Structure of Corporate Governance Systems (As of June 17, 2022)



Detail of Corporate Governance System

Board of Directors

Since the company is a company with three committees, the Board of Directors delegates to executive officers as much authority as allowed by laws and regulations for making operational decisions. This contributes to the speed and flexibility of managing business operations.

The Board of Directors makes decisions solely about items, such as fundamental management policies, that can be determined only by the directors, according to laws and regulations. In addition, the Board of Directors makes decisions about investments larger than a certain amount and such other items that will have a significant impact on the Konica Minolta Group.

In addition, the Board of Directors enhances sustainable growth and corporate value for the Group by ensuring management oversight.

Contents	Message from the CEO	Message from Corporate Vice President	Basic Approach and Systems for Sustainability Management	Sustainability Strategy	Material Issues	Activity Report		
						Environment	Social	Governance
Evaluation by External Parties	Stakeholder Engagement	Participation in Initiative	ESG Data	List of Policies	External Assurance	Guidelines Index	Reporting Policy	

Executive Officers

The executive officers are responsible for deciding how to perform the operations delegated by Board of Director resolutions, and then executing those operations.

In addition, based on substantial delegation of authority by the Board of Directors, the executive officers work to accelerate decision-making in business execution.

Nominating Committee

The Nominating Committee decides the content of proposals for director appointment and dismissal to be submitted to the General Meeting of Shareholders. It also receives reports concerning succession planning (candidate training and selection) from the President and CEO, as necessary, and supervises the process.

Audit Committee

The Audit Committee reviews the execution of duties by directors and executive officers, prepares audit reports, and decides the content of proposals for appointment, dismissal, and non-reappointment of accounting auditors to be submitted to the General Meeting of Shareholders.

Compensation Committee

The Compensation Committee decides the details of individual compensation, bonuses, and other benefits received from the company as consideration for duties performed by the directors and executive officers.

Governance Structure and Operations

Operations of the Board of Directors

- Operation
- Attendance
- Support System for Outside Directors
- Feedback on Board of Directors Effectiveness

Policy and Procedures for Appointing Director Candidates, and the Applicable Approaches and Standards, etc

- Policy and Procedures for Appointing Director Candidates
- The Applicable Approaches and Standards for Appointing Director Candidates

Executive System and Appointment of Executive Officers

- Executive System
- Selection or Dismissals of Executive Officers

Compensation for Directors and Executive Officers

- Revisions of the Compensation Policy
- Compensation Policy
- Indicators for Performance-based Bonuses, Reasons for the Selection of These Indicators, and Method for Determining the Amount of Performance-based Bonuses
- Amount of Compensation Paid to Directors and Executive Officers for the Year Ended March 2022
- Guidelines on Officer Ownership of Konica Minolta Shares

Group Auditing System

- Audit Committee System and Roles
- Corporate Audit Division Systems and Role

Corporate Governance System

Governance Structure and Operations

- ▼ Operations of the Board of Directors
- ▼ Policy and Procedures for Appointing Director Candidates, and the Applicable Approaches and Standards, etc.
- ▼ Executive System and Appointment of Executive Officers ▼ Compensation for Directors and Executive Officers
- ▼ Group Auditing System

Operations of the Board of Directors

Operation

As a general rule, the Board of Directors meets once each month. Before each meeting, the directors are expected to make themselves familiar with the proposed resolutions, and materials are distributed to outside directors in advance so that effective discussions can be held on the day of the meeting. In addition, before important management decisions are made, the executive officer responsible sometimes gives a preliminary explanation concerning the matter at hand.

The seating position of the directors is changed at every meeting, except for that of the chairman and the president, and other such measures are taken to further enhance communication among the directors and ensure that the meetings are dynamic.

Attendance

The meeting results and attendance rates for the Board of Directors and the three committees at the end of fiscal 2021 were as shown in the table below.

Furthermore, the attendance rate at meetings of the Board of Directors and the three committees for the five outside directors (Taketsugu Fujiwara, Chikatomo Hodo, Sakie T. Fukushima, Soichiro Sakuma and Akira Ichikawa) was 100%.

Note: All members of the Board of Directors are required to attend more than 80% of the meetings. In order to achieve this attendance rate, the number of companies which they can serve as directors (officers under Japan's Companies Act) is restricted to no more than three in principle.

	Board of Directors	Nominating Committee	Audit Committee	Compensation Committee	Total
Number of meetings	14	10	13	12	49
Attendance rates for all directors (%)	100	100	100	100	100
Attendance rates for outside directors (%)	100	100	100	100	100

Activities of the Board of Directors and the Three Committees in Fiscal 2021

1. Board of Directors

Amid a shortage of semiconductors and other materials, tight logistics, and the impact of the COVID-19 pandemic, the Board confirmed and monitored the medium-term initiatives in the company's business fields in fiscal 2021. It also discussed and deliberated monitoring and improvement of the management system, as well as goals such as the transformation of the company's business portfolio and the promotion of digital transformation (DX). In addition, the Board monitored the status of the progress made with new businesses such as the Precision Medicine Unit and the DW-DX Unit.

2. Nominating Committee

In fiscal 2021, the Nominating Committee engaged in careful discussion concerning the policy for selecting director candidates to optimize factors such as: (1) total number of directors and type ratios (outside and inside directors, non-executive directors and directors who also serve as executive officers); (2) term of office for outside directors; (3) diversity; (4) succession for the chairperson of the Board of Directors; and (5) inside directors who serve as full-time Audit Committee members. Based on the discussion results, the Nominating Committee confirmed the policy on the composition of the Board of Directors as follows.

Contents	Message from the CEO	Message from Corporate Vice President	Basic Approach and Systems for Sustainability Management	Sustainability Strategy	Material Issues	Activity Report		
						Environment	Social	Governance
Evaluation by External Parties	Stakeholder Engagement	Participation in Initiative	ESG Data	List of Policies	External Assurance	Guidelines Index	Reporting Policy	

- i) There should be about five or six outside directors, as this number can ensure the expertise and experience necessary for effective management oversight. In addition, the term of office for outside directors will be based on the conventional four years, and may be extended by another two years based on a resolution of the Nominating Committee. Therefore, the maximum term of office will be six years.
- ii) An outside director will be selected as the chairperson of the Board of Directors.
- iii) To ensure a certain level of audit competence for the full-time members of the Audit Committee, at least one inside director who is not also serving as an executive officer is required.
- iv) In addition to the president and CEO (representative executive officer), several executive officers with roles, including the executive chairperson, will be directors who also serve as executive officers.

When proposing director candidates based on this policy, it is necessary for the Board of Directors to be composed of a majority of outside directors (five out of nine). By appointing an outside director as the chairperson of the Board of Directors, a more transparent corporate governance system will be achieved.

Before a resolution of the Board of Directors, the Nominating Committee received and reviewed a report on the executive officer selection process and criteria for their selection. Based on this and an initiative carried out under the "Successor Plan for the President and CEO" since 2015, the Nominating Committee decided on the candidates for the next president. (The initiative included the president providing regular and ongoing reports, and the Nominating Committee providing oversight and advice.)

3. Audit Committee

The Audit Committee audited the legality and propriety of management decision made by directors and executive officers, confirmed the facts of improper conduct as well as violations of the law or articles of incorporation, and monitored and verified the internal control system that has been established and put into operation. It also rigorously reviewed whether an independent position was maintained in the external accounting auditor's audit and whether a proper audit was conducted.

4. Compensation Committee

In fiscal 2021, the Compensation Committee proceeded with discussions on the review of benchmark companies for the two portfolio transitions and reviewed the revised executive compensation system. (The two portfolio transitions include moving to a digital workplace business utilizing the customer base of the office equipment business and creating a mainstay business to succeed the office equipment business.) In addition, the Committee deliberated and decided on executive compensation for new positions such as the executive chairperson and the chairperson of the Board of Directors as an outside director.

Support System for Outside Directors

1. At the time of appointment, each outside director is provided with information including the company overview, business content, organizational structures and personnel, the Medium-Term Business Plan, the budget and the corporate governance of the company.
2. After appointment, outside directors receive information about each business area of the company, such as its position in the whole company business portfolio, composition of the company's business portfolio, the company's position in each industry field and business environments. Outside directors also conduct frontline inspections in departments such as development, production, sales, and service in each business area, and they receive the latest information from the responsible executive officers.
3. A Board of Directors Office has been established as the secretariat for the Board of Directors, Nominating Committee, and Compensation Committee, while the Audit Committee Office serves as the secretariat for the Audit Committee. The staff members of these offices support the outside directors to enable the Board of Directors and committees to function properly. Members of this office also distribute the document in advance concerning agenda items to outside directors, and create proposals and plans for visits to company facilities and accompany outside directors as needed as part of activities to these directors. The objectives are to enable outside directors to thoroughly discuss subjects at the Board of Directors meetings and to ensure that these meetings take place with no difficulties.

Contents	Message from the CEO	Message from Corporate Vice President	Basic Approach and Systems for Sustainability Management	Sustainability Strategy	Material Issues	Activity Report		
						Environment	Social	Governance
Evaluation by External Parties	Stakeholder Engagement	Participation in Initiative	ESG Data	List of Policies	External Assurance	Guidelines Index	Reporting Policy	

Training of Directors

In accordance with the director election standards, the Nominating Committee selects candidates for election as director who have the qualities needed to be a director. The company confirms whether new directors require training judging from each individual's knowledge, experience and other characteristics. If training is needed, the company provides suitable opportunities to receive this training.

1. For new independent outside directors, the company provides information about the group's structure, business activities and finances as well as information about the medium term business plan and its progress and other subjects. These new directors also receive basic information about the company's businesses and corporate-level functions.
2. For independent outside directors, the company arranges visits to the development, manufacturing, sales, service and other operations of every business unit. The executive officer of each business unit provides the directors with the latest information about that business.

Activities in fiscal 2021 are listed below. All activities were held using a video-conferencing system.

(1) Inspection tours in Japan

One tour with the cumulative participation of one outside director

(2) In-house announcement events

In-house announcement events business (Value Creation Forum) in four business areas with participation of 20 outside directors

Four outside directors participated in the in-house announcement events (Officer's Meeting on Process Improvement).

Three outside directors participated in the in-house announcement events (Bottom-up Innovation Activity Announcement Event)

3. New inside directors are provided opportunities to attend governance training held by external institutions, and information about various seminars is given to inside and outside directors as opportunities to participate when appropriate.

Feedback on Board of Directors Effectiveness

In 2003, the company became a company with committees (now a company with three committees). To determine if the corporate governance system is functioning as intended, the company started performing self-assessments in 2004 concerning the Board of Directors' effectiveness. Self-assessments have been performed every year since then in order to make improvements.

Since then, every year the past year's activities are reviewed and self-assessments of the Board of Directors' and three committees' effectiveness are carried out in order to confirm that the development and administration of the corporate governance system is contributing to sustainable growth and improvements to medium- and long-term corporate value. Based on these results, the issues that the Board of Directors needs to address in the next fiscal year are clarified and measures to improve effectiveness further are planned.

In fiscal 2016, an external organization was commissioned to conduct a questionnaire and interviews with the intention of enhancing objectivity by including the perspective of a third party and clarifying issues that were not noticed in conventional self-assessments.

Until recently, questionnaires have been created with the aim of discovering ways to further improve governance effectiveness. With the last few questionnaires in particular, the questions were written based on certain focus points.

In fiscal 2021 however, a turning point was reached with a change in the chairperson of the Board of Directors. Therefore, a questionnaire was prepared that could provide an overview of the current state of the Company's governance effectiveness.

 [Corporate Governance Report \(716KB\)](#)

Policy and Procedures for Appointing Director Candidates, and the Applicable Approaches and Standards, etc.

Policy and Procedures for Appointing Director Candidates

The policy and procedures for nominating director candidates to be selected at the June 2022 Ordinary General Meeting of Shareholders are as follows.

The Nominating Committee reviews the composition of the Board of Directors and its three committees every year. To select candidates for the General Meeting agenda, the Nominating Committee engaged in careful discussion to optimize factors such as: (1) total number of directors and type ratios (outside and inside directors, non-executive directors and directors who also serve as executive officers); (2) term of office for outside directors; (3) diversity; (4) succession for the chairperson of the Board of Directors; and (5) inside directors who serve as full-time Audit Committee members. Based on the discussion results, the Nominating Committee confirmed the policy on the composition of the Board of Directors as follows.

- (1) There should be about five or six outside directors. As the Board needs to oversee the challenges of business portfolio transition and digital transformation (DX), this number of outside directors can provide the expertise and experience necessary for effective management oversight.
In addition, the term of office for outside directors will be based on the conventional four years, and may be extended by another two years based on a resolution of the Nominating Committee. With this revision, the maximum term of office will be six years. This will allow outside directors to gain knowledge concerning the Company's business, while enabling the Nominating Committee to oversee the succession plan for the president and CEO. It will also facilitate discussion continuity for the Board of Directors and its three committees.
- (2) The chairperson of the Board of Directors is selected from among the directors who do not concurrently serve as executive officers, as stipulated in the Company's Articles of Incorporation. In 2022, an outside director was nominated for Chairman of the Board. This was based on his extensive experience as outside director for Konica Minolta and other companies, his in-depth understanding of the Company's governance, and his aptitude for leading management by the Board of Directors.
- (3) There should be least one inside director who is not also serving as an executive officer. As a full-time Audit Committee member, this individual is responsible for ensuring a certain level of audit quality.
- (4) In order for the Board of Directors to engage in lively and meaningful strategic discussions, in addition to the president and CEO, several executive officers, including the executive chairperson, are also to be appointed as concurrent directors. The Board of Directors needs to be able to oversee the Company's business execution based on diverse perspectives. Therefore, when selecting outside director candidates, the utmost importance must be placed on ensuring a balance and diversity of expertise, experience, and industry representation among all the Company's outside directors, in order for the Board to properly oversee the solving of the Company's medium-term management issues.
In 2022, the candidates were selected using this approach. As former chief executives, they have a wealth of knowledge concerning business development, the IT service business, and global management, and are expected to provide valuable oversight and advice.

Procedures for Selecting Outside Director Candidates

- (1) The chairperson of the Nominating Committee asks the Committee members, other outside directors, and the president and CEO to recommend candidates in accordance with the above selection policy. As part of this, they refer to a candidate database prepared by the Nominating Committee secretariat, which includes chairpersons of outstanding companies. The database also includes information such as the candidate's independence, years of experience, concurrent positions, and the size of the company (in terms of sales) from which the candidate originated.
- (2) Keeping in mind the need for candidates who can oversee the Company's efforts to address medium-term management issues, the Nominating Committee discusses the recommended candidates. It then narrows them down and ranks them in terms of suitability for appointment to the Board in the next fiscal year.
- (3) According to this ranking, the chairperson of the Nominating Committee and that of the Board of Directors visit the candidates and invite them to consider an outside director appointment.

Procedures for Selecting Inside Director Candidates

- (1) The president and CEO's concept concerning the executive system for the next fiscal year is shared with the chairperson of the Board of Directors. In accordance with the selection policy above, the two individuals discuss proposals for inside director candidates with and without concurrent executive officer status and then submit joint proposals to the Nominating Committee.
- (2) The Nominating Committee deliberates on the proposals and makes its decisions. In determining the inside director candidates, the Committee confirms the necessary information based on the Company's director selection criteria. For outside directors it also uses the Company's outside director independence criteria.

The Applicable Approaches and Standards for Appointing Director Candidates

1. Board of Directors

(1) Approach to the Overall Board of Directors Composition

The Board of Directors is composed of a number of directors within the scope provided in the Articles of Incorporation, taking into account the management issues the Board of Directors is required to address.

- 1) To ensure management transparency and supervisory objectivity, oversight of management, it is required one-third or more of the directors be independent outside directors, and directors who do not concurrently serve as executive officers constitute the majority of the total number of directors.
- 2) There should be about five or six outside directors, as this number can ensure the expertise and experience necessary for effective management oversight.
- 3) To enhance the management supervision function, liaise with the independent outside directors and strengthen communication and cooperation with executive officers, more than one inside directors not concurrently serving as executive officers will be appointed.
- 4) To further enhance deliberations on important decisions from a management standpoint, in addition to the president and CEO, several executive officers in charge of principal duties will be appointed as directors.
- 5) The Nominating, Audit and Compensation committees are all chaired by outside directors to ensure transparency and objectivity. In addition, to ensure that each committee adequately fulfills its respective roles, each committee is composed of around five members, and a majority of its members is independent outside directors.
- 6) For more information about the diversity of the Board of Directors, see "Balance of career and skill required for outside director candidates and diversity."

(2) Selection Standards for Directors

The Nominating Committee has selected candidates who satisfy the following standards as being suitable directors for achieving good corporate governance, i.e., ensuring the transparency, soundness and efficiency of the company's operations.

- 1) Good physical and mental health
- 2) A person that is well liked, dignified, and ethical
- 3) Completely law-abiding
- 4) In addition to having objective decision-making abilities for management, the person must have good foresight and insight
- 5) Someone with no potential conflict of interest or outside business relations that may affect management decisions in the company's main business areas, and who has either organizational management experience in the business, academic, or governmental sectors or specialized knowledge in technology, accounting, law, or other fields.
- 6) For outside directors, a candidate with a history of performance and insight in their field, someone with sufficient time to fulfill the duties of a director, and who has the ability to execute required duties as a member of the three relevant committees.
- 7) The Nominating Committee has separately set points for consideration in the re-election of directors and requirements concerning the number of terms of office, age and other factors. In principle, the term of office for an outside director is up to six years. Specifically, the basic term of office is four years. With a resolution of the Nominating Committee, however, the term of office may be extended once for a prescribed period of two years.
- 8) Potential director candidates must not be excluded on the basis of gender, nationality, country of origin, cultural background, race, ethnicity or similar reason.
- 9) In addition, the candidate must have the abilities necessary for a director to run and build a public corporation that is transparent, sound, and efficient.

Contents	Message from the CEO	Message from Corporate Vice President	Basic Approach and Systems for Sustainability Management	Sustainability Strategy	Material Issues	Activity Report		
						Environment	Social	Governance
Evaluation by External Parties	Stakeholder Engagement	Participation in Initiative	ESG Data	List of Policies	External Assurance	Guidelines Index	Reporting Policy	

2. Outside Directors

(1) Criteria on the Independence of Outside Directors

The following types of people are ineligible to serve as outside directors at Konica Minolta. Our Nomination Committee selects outside director candidates with a high level of independence, provided that none of the following criteria apply.

- 1) Person affiliated with Konica Minolta
 - Former employee of the Konica Minolta Group
 - Having a family member (spouse, child, or any blood or marital relative twice removed or less) that has served as a director, executive officer, auditor or top manager in the Konica Minolta Group during the past five years.
- 2) Person affiliated with a major supplier/client
 - Currently serving as a managing director, executive officer, or employee of a major supplier/client company/group that receives 2% or more of its consolidated sales from the Konica Minolta Group or vice versa.
- 3) Specialized service provider (lawyer, accountant, tax accountant, patent lawyer, judicial scrivener, or a consultant for management, finance, technology, or marketing)
 - Specialized service provider that received annual compensation of ¥5 million or more from the Konica Minolta Group during the past two years.
- 4) Other
 - A shareholder holding more than 10% of the voting rights in the company (executive directors, executives, or employees in the case of a corporate body)
 - A director taking part in a director exchange
 - A director, executive officer, auditor or equivalent position-holder of a company that competes with the Konica Minolta Group, or someone holding 3% or more of the shares of a competing company (who is not eligible to be a director of any kind)
 - Having some other conflict of interest with the Konica Minolta Group

The Company, under the rules of the Nominating Committee, in principle, limits the period in office of outside directors to four years (reappointment limit). This rule is based on the concern that the objectivity of these Directors may decline as the length of time in office increases.

(2) Balance of Career and Skill Required for Outside Director Candidates and Diversity.

- 1) To ensure the diversity of directors, the Nominating Committee Rules for selection standards for directors state that candidates should "have experience operating an organization in the industrial, government or academic sector or have specialized skills involving technologies, accounting, law or other fields" and "have accomplishments and knowledge in their respective fields suitable for outside director candidates." Moreover, potential director candidates must not be excluded on the basis of gender, nationality, country of origin, cultural background, race, ethnicity or similar reason.
- 2) Candidates should have the character, skill and experience needed for strengthening and upgrading management in order to enable the Board of Directors to determine the company's strategic direction.
- 3) To ensure that the Board of Directors can provide useful oversight and advice regarding the Company's management issues, it must have members with diversity of knowledge, experience and abilities, and this needs to be considered when reappointing eligible outside directors or selecting new candidates. Decisions should be made with a view to ensuring the Board's ideal skill matrix, including requirements for industries of origin, main management experience, and areas of specialty.
- 4) In selecting new outside director candidates for appointment at the General Meeting of Shareholders in 2022, the above-mentioned points of view were weighted the most heavily. As former chief executives, the candidates selected have a wealth of knowledge concerning business development, the IT service business, and global management, and are expected to provide valuable oversight and advice.

(3) Expected Roles of Outside Directors.

- 1) To participate in important decisions made by the Board of Directors and supervise the decision-making process
- 2) To submit advice about the establishment of management policies and plans and about reports concerning business operations by using their experience and knowledge
- 3) To oversee conflicts of interest among the company, its shareholders, senior executives and others
- 4) To supervise management to protect ordinary shareholders and to reflect the interests of shareholders from the standpoint of ordinary shareholders, which is independent from senior executives and special stakeholders
- 5) To supervise management as members of the Nominating, Audit and Compensation Committees

3. Inside Directors

(1) Stance Concerning Roles of Inside Directors and Selection of Candidates.

1) An inside director who is not concurrently an executive officer and who has the ability to ensure the quality of audits is selected as a full-time Audit Committee member.

The inside director who serves as a full-time Audit Committee member should have extensive management experience as an executive officer of the company in order to improve the effectiveness of the Audit Committee. The qualifications required in particular are experience in accounting and finance or business management and core business management.

This inside director also serves as the Nominating Committee member and Compensation Committee member.

2) They are held accountable for their execution and contribute to energetic and meaningful strategic discussions at Board of Directors meetings. Requirements for these inside directors include responsibility for overseeing major elements of the company's operations such as strategic planning, accounting and finance, technology, as well as for overseeing main business operations in the company.

Description in the Reference Documents for the General Meeting of Shareholders (The 118th Ordinary General Meeting of Shareholders)

1. Expertise and experience expected of candidates for Directors (skills matrix)

Director skills matrix

Directors		Expertise and experience expected of candidates for Director							
		Corporate executive experience in listed company	Global executive management experience*	R&D and manufacturing	Sales and marketing	Finance and accounting, and understanding of investor perspective	HR management	Governance, internal control, legal affairs	Business transformations and new business development (DX)
Director, President & CEO, Representative Executive Officer	Toshimitsu Taiko	●	●		●				●
Outside Director, Chairman of the Board Member of Nominating Committee	Chikatomo K. Hodo		●			●			●
Outside Director, Chairperson of Compensation Committee Member of Nominating Committee	Sakie T. Fukushima		●				●	●	
Outside Director, Chairperson of Audit Committee Member of Compensation Committee	Soichiro Sakuma		●				●	●	●
Outside Director, Chairperson of Nominating Committee Member of Audit Committee	Akira Ichikawa	●	●		●				
Outside Director, Member of Nominating Committee, Audit Committee, and Compensation Committee	Masumi Minegishi	●	●		●				●
Director, Member of Audit Committee, and Compensation Committee	Hiroyuki Suzuki				●			●	
Director, Executive Chairman and Executive Officer Member of Nominating Committee	Shoei Yamana	●	●		●				●
Director, Senior Executive Vice President and Executive Officer	Seiji Hatano		●			●		●	

* "Global executive management experience" includes both actual experience at a global business and experience relating to overseas business operation.

2. Reasons for selecting the candidates for Directors

President and CEO, Representative Executive Officer	Toshimitsu Taiko	As part of his career at Konica Minolta, Mr. Toshimitsu Taiko served as CEO of a sales company in the US, and headed the Professional Print, Digital Workplace, and Business Technologies businesses. Then as the executive officer in charge of corporate planning and IR, he made efforts to improve the Group's corporate value through the preparation and promotion of the Medium-term Business Strategy "DX2022." Based on his wealth of management experience and track record, he met the Company's new CEO requirements with his ability to overcome management challenges in the short, medium and long terms. After the Nominating Committee provided oversight and advice on the CEO succession plan, Mr. Taiko was appointed as President and CEO by the Board of Directors and assumed his position on April 1, 2022. He was again selected as a director candidate so that he can provide accountability to the Board of Directors as the Representative Executive Officer, while contributing to effective discussion on important management decisions.
Outside Director	Chikatomo Kenneth Hodo	Mr. Chikatomo Kenneth Hodo has been in management of a company providing business consulting and IT services for years at Accenture Japan Ltd. He has extensive experience and a broad range of knowledge on digital business as a corporate executive. In addition, Mr. Hodo has a high degree of independence from the Company as stated below. Following his election as a Director in June 2018, Mr. Hodo has performed well as a member of the Board of Directors and other committees. His activities during fiscal 2021 are covered in the business report section entitled, "Primary Activities of Outside Directors and Overview of Expected Roles and Duties" (pages xx through xx), and he has spent considerable time discharging his duties. In addition to having a wealth of experience as an outside director at a number of corporations (including those with nominating committees like Konica Minolta), he has an in-depth understanding of the Company's governance. He is well qualified to lead the Board of Directors at an organization that aims to promote digital transformation and increase corporate value. With the expectation that he will continue to help maintain and improve the Company's governance, he was selected as the director candidate to serve as Chairman of the Board of Directors at the Board of Directors meeting to be held after the conclusion of the General Meeting of Shareholders.
Outside Director	Sakie Tachibana Fukushima	Ms. Sakie Tachibana Fukushima served as Member of the Board of Korn/Ferry International (Global Headquarters) and head of its Japanese subsidiary for many years. She also served as outside director of many Japanese companies. In addition to extensive experience as a corporate executive and a broad range of experience and knowledge about the management of human resources, she has an extensive range of knowledge about corporate governance. In addition, Ms. Fukushima has a high degree of independence from the Company as stated below. Following her election as a Director in June 2019, Ms. Fukushima has performed well as a member of the Board of Directors and other committees. Fiscal 2021 activities are listed in "Primary Activities of Outside Directors and Overview of Expected Roles and Duties" in the business report (pages 60 through 62). Ms. Fukushima has been in charge of the duty, securing sufficient time. Therefore, the Company expects that Ms. Fukushima can continue contributing to the maintenance and upgrading of its corporate governance as before, and requests shareholders elect her as an Outside Director.
Outside Director	Soichiro Sakuma	At Nippon Steel Corporation and Nippon Steel & Sumitomo Metal Corporation (currently Nippon Steel Corporation), Mr. Soichiro Sakuma was involved for many years in management in the manufacturing sector and was in charge of main head office functions, including general administration, human resources, environment and IT, mainly in legal and internal control & audit. He has extensive experience and a broad range of knowledge as a corporate executive. In addition, Mr. Sakuma has a high degree of independence from the Company as stated below. Following his election as a Director in June 2020, Mr. Sakuma has performed well as a member of the Board of Directors and other committees. Fiscal 2021 activities are listed in "Primary Activities of Outside Directors and Overview of Expected Roles and Duties" in the business report (pages 60 through 62). Mr. Sakuma has been in charge of the duty, securing sufficient time. He was selected as a director candidate with the expectation that he will continue to help maintain and improve the Company's governance..

Outside Director	Akira Ichikawa	Mr. Akira Ichikawa has been a senior executive at Sumitomo Forestry Co., Ltd., which operates various businesses, including those related to lumber and building materials, housing and construction, and overseas housing and real estate, where he promoted sustainability management, and raised that company's corporate value over the medium- to long-term. In addition to such extensive management experience and broad-ranging insight as a corporate executive, he has a high degree of independence with respect to the Company as described below. Since becoming a director in June 2021, he has been working diligently on the Board of Directors and relevant committees. His activities during fiscal 2021 are covered in the business report section entitled, "Primary Activities of Outside Directors and Overview of Expected Roles and Duties" (pages _ through _), and he has spent considerable time discharging his duties.
Outside Director	Masumi Minegishi	Mr. Masumi Minegishi led the transformation of Recruit Holdings Co., Ltd. into a global tech company. He managed expansion from the staffing business into the HR technology business, while promoting digitalization and globalization. He offers a wealth of management experience and broad insight as the former chief executive of a company with business development capabilities and DNA for the commercialization of IT services. Moreover, he has a high degree of independence from Konica Minolta. Mr. Minegishi was selected as a director candidate with the expectation that he will help maintain and improve the Company's governance through his valuable advice and oversight capabilities, based on his global perspective and management experience.
Director	Hiroyuki Suzuki	The Company believes that it is important for the Audit Committee to include a full-time Inside Director who has extensive business management experience and expertise involving the collection of information. Mr. Hiroyuki Suzuki will attend management meetings of Executive Officers as a Member of the Audit Committee. He will work to optimize the quality and quantity of information for the audit by the Committee as he will grasp and confirm validity of the determination process about operations, which are commissioned to the Executive Officers by the Board of Directors, as well as the operational status of the internal control system and will provide the Audit Committee with feedback on such information. After engaging in the secretariat duties to support the Audit Committee at the Audit Committee Office of the Company, Mr. Suzuki has also overseen internal audit as the General Manager of the Company's Corporate Audit Division. Mr. Suzuki has extensive experience and considerable expertise related to internal control. Since 2019, Mr. Suzuki has engaged in supervising management as an Inside Director at the Company not concurrently serving as Executive Officer and properly fulfilled his duties at the Audit and Compensation Committees as an Inside Member. Therefore, the Company believes that Mr. Suzuki can continue enhancing corporate value by securing the effective operation of its corporate governance, and requests that shareholders elect for him to continue.
Director	Shoei Yamana	Mr. Shoei Yamana has accumulated abundant management experience and achievements within the Konica Minolta Group. He served as the executive officer in charge of corporate strategy and IR, and led the sales headquarters of Business Technologies, before taking charge of the entire business unit. Serving as President and CEO starting in April 2014, he directed the Group's management and implemented the medium-term business plan "TRANSFORM 2016" and "SHINKA 2019." His efforts resulted in an enhancement of intangible Group assets such as its customer base, human resources, and technology. He has also focused on corporate management that supports business growth as well as SDG achievement, environmental protection, quality enhancement, and better employee health. In addition, he established the Medium-Term Business Strategy "DX2022," aiming for sustainable growth through business portfolio and digital transformation, and led the Company's response to a deteriorating business environment. While supporting the new President and CEO, as Executive Chairman, since April 2022, he is in charge of areas such as enhancing new businesses, strategic alliances, and M&A. He was selected again as a director candidate so that he can participate in important management decisions and provide executive accountability on the Board of Directors.
Director	Seiji Hatano	As a Senior Executive Officer of the Company in charge of Accounting, Financial Affairs, and Risk Management, Mr. Seiji Hatano assists the President and CEO in general management and has worked to enhance corporate value of the Group by promoting the Medium-term Business Strategy "DX2022." He was selected again as a director candidate with the expectation that he will continue to demonstrate accountability to the Board of Directors and participate in important management decisions.

Reference : "Primary activities of Outside Directors" in the business report is shown below.

 https://www.konicaminolta.com/shared/changeable/investors/include/event/pdf/meeting_117_inv.pdf

Contents	Message from the CEO	Message from Corporate Vice President	Basic Approach and Systems for Sustainability Management	Sustainability Strategy	Material Issues	Activity Report		
						Environment	Social	Governance
Evaluation by External Parties	Stakeholder Engagement	Participation in Initiative	ESG Data	List of Policies	External Assurance	Guidelines Index	Reporting Policy	

Executive System and Appointment of Executive Officers

Executive System

1. Under a mandate from the Board of Directors, executive officers make decisions about operations and then execute them. The business execution is overseen by the Board of Directors and reviewed by the Audit Committee to ensure the efficiency, adequacy, legality and soundness of management.
2. Executive officers are appointed by the Board of Directors, which selects the president and CEO, selects senior executive officers from among the executive officers, and establishes a division of duties among the officers. The executive officers, including the president and CEO, make decisions concerning the execution of duties delegated by the Board of Directors, and execute their duties.

Selection or Dismissals of Executive Officers

1. The Board of Directors uses a fair, timely and appropriate method to select people who have the capabilities to serve as executive officers. These individuals must be able to create new value for the Group and earn the support of internal and external stakeholders. Standards for making these judgments about capabilities are defined in “Standards for the Selection of Executive Officers.”
Individuals must have the ability and experience for the internal and external management of the Group's business operations. Qualification standards also take into consideration knowledge about specialized fields and technologies, an individual's age when the time for renewing the appointment comes, and other items. In addition, the Board of Directors selects individuals with a strong commitment to ethics, the ability to put customers first, the ability to drive innovation, strong motivation to achieve goals, and other such characteristics.
2. To select new executive officers, candidates who have completed senior executive candidate training must pass through the first stage of the selection process, which involves submitting documents and completing an interview. Next, an assessment is performed in order to reach a highly objective and appropriate decision. This process includes input from both an external perspective and from the perspective of people at the Group who frequently interact with these candidates as part of their jobs. An evaluation conference, which consists of the president and CEO and the executive officer responsible for personnel, is held to examine the results of this process. This results in the selection of candidates to become executive officers.
3. To determine the new team of executive officers, the president and CEO selects from the list of executive officer candidates the individuals believed to be well suited to serve as executive officers. Next, a proposal for the selection of executive officers for the new fiscal year is prepared and submitted to the Board of Directors, with a list of the duties for each executive officer.
4. Prior to the submission of this proposal to the Board of Directors, the Nominating Committee performs oversight of the whole process, including a confirmation that a suitable process was used. Oversight includes receiving the proposal for the new executive officer team (including the proposed new executive officer selections from the president and CEO) and a report about the proposed duties of each executive officer.
5. The Nominating Committee considers observing the character of executive officer candidates is an important matter and utilizes opportunities such as attending meetings of the Board of Directors and reporting to informal gatherings of directors. After receiving the proposal for the selection of executive officers mentioned above from the president and CEO, the Nominating Committee discusses the content of the proposal, creates a summary of its conclusions regarding matters such as the appropriateness of candidates and training issues, and provides these as feedback to the president and CEO.
6. The Board of Directors takes the “Standards for the Selection of Executive Officers” into full consideration when deciding whether or not to dismiss an executive officer.

Compensation for Directors and Executive Officers

The company, which has adopted the company-with-three-committees system, has established a Compensation Committee. Outside directors account for the majority of members of the committee and the committee is chaired by an outside director to ensure transparency and to determine compensation in a fair and appropriate manner. The company's directors' compensation system is intended to strengthen the motivation of directors and executive officers to strive for the continuous medium-to-long-term improvement of the Group's performance in line with management policies, to meet shareholder expectations and contribute to the optimization of the Group's value. The company aims for a level of compensation that enables it to attract and retain talented people to take responsibility for the company's development.

In keeping with these aims, the Compensation Committee has established a policy for determining the individual compensation entitlement of directors and executive officers, and determines the amount of individual compensation entitlement of directors and executive officers in line with this policy.

Compensation Policy

1. Compensation system (see diagram below)

1) Compensation packages for directors (excluding directors who concurrently hold executive officer posts) exclude a short-term performance-based cash bonus because directors have a supervisory role, and consist of a base salary and stock compensation. The stock compensation consists of a medium-term stock bonus (non-performance-linked) and a long-term bonus.

Only a role-specific base salary is provided to outside directors.

2) Compensation packages for executive officers consist of a base salary, an annual performance-based cash bonus, which reflects the performance of the Group, as well as stock compensation. The stock compensation consists of a medium-term stock bonus (performance-linked) and a long-term stock bonus.

2. The total amount of individual compensation entitlement and base salary are set at an appropriate level, taking into account position and value of the job, by considering value based upon objective data, evaluation data and other data collected at regular intervals.

3. The amount of the annual performance-based cash bonus is determined based on the level of performance delivered for the fiscal year (consolidated operating profit), the degree of attainment of annual performance targets, and the progress of each executive officer's key operational measures. The amount based on the degree of attainment of annual performance targets is determined in the 0% to 200% range of the standard amount of compensation. The targets are major consolidated performance indicators (operating profit, operating profit ratio, operating cash flow, and KMCC-ROIC*) associated with results of operations. Executive officers' key operational measures include those related to non-financial indicators, such as environment, society and governance (ESG) performance.

* Return on invested capital is used for calculating the annual performance-based cash bonus, and the invested capital represents the assets that can be individually managed and grown by each business division.

4. Stock bonus plan

1) In the medium-term stock bonus (non-performance-linked) plan for directors, the company's shares are distributed to directors upon the conclusion of the Medium Term Business Plan, according to their roles and years in office. The plan is designed to enhance directors' motivation to contribute to medium-term shareholder value improvement and to promote their ownership of the company's shares.

2) In the medium-term stock bonus (performance-linked) plan for executive officers, the company's shares are distributed to executive officers upon the conclusion of the Medium Term Business Plan in the 0% to 200% range. The plan is designed to enhance their incentives for attaining the targets of the Medium Term Business Plan and promote their ownership of the company's shares. The medium-term targets are major consolidated performance indicators (operating profit, operating cash flow, and ROIC) associated with the medium term management policy.

3) The long-term stock bonus for directors (internal directors not also serving as executive officers) and executive officers is awarded in the form of Konica Minolta shares after the retirement of the officer concerned, and is based on the person's position or role and their tenure. The aim of this compensation is to enhance motivation and to contribute to long-term shareholder value improvement.

- 4) The standard number of shares is set according to the position each director or executive officer held in the first year of the Medium Term Business Plan.
 - 5) Certain portions of shares are distributed in cash on the assumption that they are exchanged for cash.
 - 6) Shares of the company obtained as stock bonus shall be held in principle for one (1) year after the date of retirement from the post of each director or executive officer.
5. The standard for compensation of the president and chief executive officer is a 50:25:25 mix of a base salary, an annual performance-based cash bonus, and a medium term performance-based stock bonus. For the other executive officers, the base salary ratio is set higher than that for the president.
In addition, the ratio of the medium-term stock bonus (performance-linked) and long-term bonuses within the stock compensation shall be 60:40.
6. Compensation for non-residents of Japan may be handled in different ways from the above-mentioned treatment above due to legal and other circumstances.
7. If the Board of Directors must resolve a correction to financial statements after they are announced due to a material accounting error or fraud, the Compensation Committee shall consider corrections to performance-based bonuses and limit payment or request return of the bonuses when necessary.
8. The company reviews levels, composition and other elements of compensation in a timely and proper manner in accordance with changes in the management environment.

The previous retirement compensation, which was discontinued in June 2005, was determined by the Compensation Committee for each individual officer concerned within a range set by Konica Minolta's own standards. This will continue to be paid whenever a director and an executive officer who has been serving since before June 2005 retires.

Compensation System Diagram

Directors	Inside	Base Salary	Medium-term stock bonus (Non-performance-linked)	Long-term stock bonus	
	Outside	Base Salary			
Executive Officers	President	Base Salary 50%	Annual performance-based cash bonus 25%	Medium-term stock bonus (Performance-linked) 15%	Long-term stock bonus 10%
	Senior Managing Executive Officers, Senior Executive Officers, Executive Officers	Base Salary 51%~55%	Annual performance-based cash bonus 29%~25%	Medium-term stock bonus (Performance-linked) 12%	Long-term stock bonus 8%

Indicators for Performance-based Bonuses, Reasons for the Selection of These Indicators, and Method for Determining the Amount of Performance-based Bonuses

As mentioned above, at meetings held on March 24, 2020 and May 25, 2020, the Compensation Committee decided to partially revise the policy for determining individual compensation for directors and executive officers. As part of this, the performance-based compensation indicators were also revised, along with the reasons for indicator selection, and the methods for determining amounts of performance-based compensation.

1. Annual performance-based cash bonus

(1) Indicators and the reasons for the selection of these indicators

Item	Portion according to performance level	Portion according to attainment of performance targets				Portion according to personal appraisal	
Assessment index and others	Operating profit	Corporate Divisions / Core Business Divisions				New Business Divisions	Reflects progress of each executive officer's key measures
		Operating profit	Operating profit ratio	Operating cash flow	KMCC-ROIC	Individual division targets	
	25%	25%	25%	25%			
	Linked with Group consolidated performance result level	Linked with annual performance target attainment rate				Linked with individual target attainment rate	

Note: The corporate divisions include the management affairs divisions of Konica Minolta, Inc. and those with group-wide horizontal functions.

(2) Indicators for performance-based bonuses, reasons for the selection of these indicators

- 1) The indicator for the level of performance results portion is the amount of Group consolidated operating profit. It was judged that operating profit is the most appropriate indicator for determining the responsibility for performance that should be taken on by executive officers with the aim of realizing sustainable growth and enhanced corporate value by achieving higher levels of operating profit.
- 2) For officers in charge of corporate divisions and core business divisions, the indicators used for determining the attainment of performance targets are operating profit, operating profit margin, operating cash flow and KMCC-ROIC. These indicators are designed to promote a strong awareness of Konica Minolta's sustainable growth and corporate value improvement over the medium to long term. Operating profit was selected to help enhance the earning power of core businesses, while operating margin was chosen to promote a shift to high profitability. Likewise, operating cash flow helps to implement strategy in a timely and appropriate manner and secure dividend resources, while KMCC-ROIC is necessary to help improve invested capital efficiency. In addition, each indicator is given the same weighting (25%). In the case of new business divisions, individual targets are used as indicators, by setting targets for each business division in accordance with the business characteristics and priority measures for the year.
- 3) For the portion according to personal appraisal, factors such as progress of each executive officer's key operational measures are used as indicators. Matters are evaluated from a different perspective from the level of performance results portion and the portion according to attainment of performance targets.

(3) Methods for determining the amount of compensation

- 1) The amount paid for the level of performance results portion is calculated by multiplying a value determined according to the amount of Group consolidated operating profit by a number of points set for each position. Said value is decided in accordance with a table formulated in advance.
- 2) For officers in charge of corporate divisions and core business divisions, the performance attainment portion is calculated by multiplying the annual performance attainment rate (calculated using the weightings of each indicator) by the standard amount for each position. The consolidated performance of the relevant business is applied for an executive officer in charge of a core business division, while the consolidated Group performance is applied for an executive officer in charge of a corporate division.
In addition, the amount to be paid for an executive officer in charge of a new business division is calculated by multiplying the individual performance attainment rate for the relevant business division by the standard amount for the role.
The payment rate will vary from 0% to 200% depending on the attainment level.
(This increase in the upper limit (previously 150%) is designed to further enhance officer awareness of target attainment, by making the relationship between target attainment and payment more pronounced.)
- 3) The amount paid for the portion according to personal appraisal is calculated by multiplying the total of the standard amounts determined for the level of performance results portion and portion according to attainment of performance targets by an appraisal value (value in the range of -30% to +30%) for each executive officer stipulated in a proposal drafted by the president and CEO.
- 4) The payment amounts in the three items listed above will be discussed and settled by the Compensation Committee.

2. Medium-term stock bonus (performance-linked)

(1) Indicators and the reasons for the selection of these indicators

Item	Medium-term stock bonus (performance-linked)		
Assessment index	Group consolidated operating profit	Group consolidated operating cash flow	Group consolidated ROIC
	(Cumulative total for 3 years from FY2020 to FY2022)		(3 year average from FY2020 to FY2022)
	40%	30%	30%
	Linked with attainment rate of medium term business plan targets		

(2) Indicators and the reasons for the selection of these indicators

Operating profit, operating cash flow and ROIC (group-wide consolidated) are used as indicators in order to promote sustainable growth for Konica Minolta and improve corporate value over the medium to long term.

Operating profit was selected as an indicator to help strengthen the earning power of the core businesses, while operating cash flow was chosen to promote timely and appropriate strategy implementation, and to secure resources for dividends. ROIC was selected to improve the efficiency of invested capital over the medium to long term.

The weightings are 40%, 30% and 30%, respectively.

(3) Methods for determining the amount of compensation

1) Compensation is calculated by first taking the total of three values: an amount obtained by multiplying the cumulative operating profit target attainment rate for the medium-term business plan period by 40%, an amount obtained by multiplying the cumulative operating cash flow target attainment rate for the same period by 30%, and an amount obtained by multiplying the average ROIC target attainment rate for the same period by 30%. This total is then multiplied by a number of points set per position accumulated over the same period, with one point equaling one share that will be transferred as compensation.

The payment rate will vary from 0% to 200% depending on the attainment level.

(This increase in the upper limit (previously 150%) is designed to further enhance officer awareness of target attainment, by making the relationship between target attainment and payment more pronounced.)

2) Points set per position is calculated by dividing the amount of resources allocated per position by a reference stock price.

3) The reference stock price is the average price paid (weighted average) by the trustee entrusted by the company, the trustor, when purchasing the number of shares in the company required to pay the stock bonus on the stock market.

4) The number of shares transferred listed above will be discussed and settled by the Compensation Committee

Activities of the Compensation Committee

Month	Attendance	Main agenda items ◆: Resolution adopted ◇: Deliberated ○: Reported △: Other
April 2021	All 5 attended	◆ Financial compensation linked to fiscal year performance of non-Japanese executive officers in FY2020
May 2021	All 5 attended	◆ Financial compensation linked to fiscal year performance of executive officers in FY2020 ◆ Stock compensation for executive officers in FY2020 ○ Review of benchmark companies related to executive compensation system
June 2021	All 5 attended	◆ Chairperson selection ◆ Compensation Committee's FY2020 annual policy and annual plan ◆ Individual compensation for officers starting July 2020 (base salary amount)
September 2021	All 5 attended	◆ Treatment for executive officers posted outside Japan
October 2021	All 5 attended	◇ Review of benchmark companies related to executive compensation system ◇ Examination of executive compensation system review
November 2021	All 5 attended	◇ Review of benchmark companies related to executive compensation system

Month	Attendance	Main agenda items ◆: Resolution adopted ◇: Deliberated ○: Reported △: Other
November 2021	All 5 attended	△ Confirmation of changes in benchmark companies related to executive compensation system ◇ Examination of executive compensation system review
January 2022	All 5 attended	◇ Examination of executive compensation system review
February 2022	All 5 attended	◇ Examination of executive compensation for new positions
February 2022	All 5 attended	◇ Examination of executive compensation system review ◇ Examination of executive compensation for new positions
March 2022	All 5 attended	◆ Compensation for Executive Chairman ◆ Revision of internal rules for executive compensation ○ Examination of executive compensation system review
May 2022	All 5 attended	◆ Compensation for individual executive officers in FY2022 (annual base salary) ◆ Compensation for Chairman of the Board ◆ Revision of internal rules for executive compensation ◆ Financial compensation linked to fiscal year performance of executive officers in FY2021 ◆ Stock compensation for executive officers in FY2021

Amount of Compensation Paid to Directors and Executive Officers for the Year Ended March 2022

(Unit: 1 million yen)

		Total	Total base salary		Performance-linked compensation		Stock bonus	
			Persons	Amount	Persons	Amount	Persons	Amount
Directors	Outside	64	6	64	-	-	-	-
	Inside	169	3	127	-	-	3	42
	Total	234	9	192	-	-	3	42
Executive officers		391	10	280	10	29	10	81

Notes

- The numbers above include one outside director concurrently serving as an executive officer who stepped down as of the date of the 117th Shareholders' Meeting held on June 17, 2021. As of March 31, 2022, the Company has five outside directors, three inside directors (not concurrently holding executive officer posts) and nine executive officers.
- In addition to the three inside directors shown above, the company has another four inside directors who concurrently hold executive officer posts, and the compensation to these directors is included in compensation to executive officers.
- Regarding the performance-linked compensation, the amounts which were recorded as expense in the period are stated.
- Regarding the stock-based compensation, the amounts shown are those to be recorded as expenses in the fiscal year concerned, based on calculation of the expected amount of compensation including future granting of the company's shares, in accordance with the expected number of points granted to Directors (excluding outside directors) and executive officers. The amount includes the amount of medium-term stock bonus (performance-linked) to be delivered in proportion to the achievement rate of the targets of the medium-term business plan.

There is no director whose total amount of remuneration, etc. exceeds 100 million yen in the current fiscal year.

Guidelines on Officer Ownership of Konica Minolta Shares

In order to further raise awareness of shareholders' expectations for performance improvement and growth in the stock price, a stock bonus linked to medium-term performance (for executive officers) and a medium-term stock bonus (for directors) have been introduced. Accordingly, Stock Ownership Guidelines have also been established for inside directors and executive officers.

Contents	Message from the CEO	Message from Corporate Vice President	Basic Approach and Systems for Sustainability Management	Sustainability Strategy	Material Issues	Activity Report			
						Environment	Social	Governance	
Evaluation by External Parties	Stakeholder Engagement	Participation in Initiative	ESG Data	List of Policies	External Assurance	Guidelines Index	Reporting Policy		

Group Auditing System

Creating a System That Aims for Effective Audits

Konica Minolta Inc., which has adopted the company-with-committees system, has established an Audit Committee, while its subsidiaries in Japan have appointed their own respective auditors. In addition, Konica Minolta Inc., has a Corporate Audit Division, which conducts an internal audit of the entire Group.

The members of the Audit Committee and the Corporate Audit Division, as well as auditors of the subsidiaries in Japan, share related information and strengthen the coordination of audit activities across the Group. With the aim of ensuring effective audits, the same parties hold regular meetings with the accounting auditors, review auditing systems and policies, and examine whether or not the accounting auditors can fulfill their tasks properly.

The members of the Audit Committee and the Corporate Audit Division, as well as auditors of the subsidiaries in Japan, share related information and strengthen the coordination of audit activities across the Group. With the aim of ensuring effective audits, the same parties hold regular meetings with the accounting auditors, review auditing systems and policies, and examine whether or not the accounting auditors can fulfill their tasks properly.

Audit Committee System and Roles

The Audit Committee is comprised of four directors (who do not hold positions as executive officers), three of whom are outside directors. The chairperson of the Audit Committee is selected from among the outside directors. To ensure effective operation of the committee, it has established its own office (Audit Committee Office) with staff members who are independent of any sections committed to actual business operations. The Audit Committee members evaluate the legality and validity of the management decisions made by directors and executive officers, monitor and validate internal control systems, and assess the adequacy of the accounting auditors. In principle, a committee meeting is held before the meeting of the Board of Directors, so that the committee members can present their opinions to the meeting of the Board of Directors, if deemed appropriate.

Corporate Audit Division Systems and Role

The Corporate Audit Division of Konica Minolta Inc., which directly reports to the president and CEO, is responsible for the Group-wide internal audit and performs internal audits of Konica Minolta and its subsidiaries, as well as major overseas affiliated companies. Using the risk-assessment approach, the division evaluates these companies in terms of the reliability of their financial statements, the efficiency and effectiveness of their businesses operations, and the level of their legal compliance. The division also conducts follow-up audits in which it examines improvement measures taken by respective companies in response to suggestions provided by internal auditors.

In addition, major subsidiaries have their own internal audit divisions which work closely with the Corporate Audit Division of Konica Minolta Inc., and enhance the internal audit function of the entire Group.

Corporate Governance

Internal Controls

Internal Control Measures

Board of Directors adopts resolution on the establishment of internal control system

In recent years, corporate scandals and lack of compliance have become social problems. In order to prevent these issues, companies are required to strengthen internal controls. Konica Minolta is required to establish and maintain an internal control system by Japan's Companies Act.

Konica Minolta, Inc. reviews the company's internal control system every March, and the Board of Directors then renews its resolution on the development of the internal control system. An outline of the recent resolution and the operational status of internal control system was published in the business report for the fiscal year ended March 2022. We continue to strive to ensure the legality, rationality, and efficiency of our business activities by reviewing, as occasion demands, systems and rules of management and operation throughout the Group's business activities.

Complying with Japan's Financial Instruments and Exchange Law

Conducting an internal assessment of consolidated Group subsidiaries around the world

The Japanese Financial Instruments and Exchange Law (JSOX) was adopted during the fiscal year ended March 2009 in order to prevent corporate accounting fraud and ensure the reliability of financial reporting.

Konica Minolta, Inc. conducts an internal assessment of 141 companies including its consolidated group subsidiaries both in and outside Japan and prepares its internal control report. The report undergoes an internal control audit by external auditors and then is submitted together with the Japanese Annual Securities Report (fiscal year ended March 31, 2022).

Corporate Governance

Risk Management

Basic Concept

Creating a Group-wide risk management system

Along with the globalization of economies and the transformation of societies, the risks faced by companies have become more diverse. Konica Minolta has created a Group-wide risk management system in order to clarify various corporate risks and to minimize their impact on its businesses. The Group also conducts business continuity management, taking measures to ensure that businesses are able to continue uninterrupted in the case of a natural disaster or other unforeseen circumstances.

Risk Management System

Konica Minolta has established a management system in which the President and CEO is responsible for risk management and crisis management. In April 2010, the company strengthened its system for assessing a range of possible risks without serious omissions and developing full countermeasures. A system for reporting and issuing instructions during a crisis was also established and continues to operate.

Building a Risk Management System

Making executive officers and corporate vice presidents responsible for managing various risks.

The executive officers and corporate vice presidents are responsible for managing various risks including strategic and operational risks such as financial risks, risks pertinent to environmental regulations and hazard risks. They identify and evaluate risks and develop and monitor countermeasures in their respective spheres of management. In addition, the Risk Management Committee, chaired by an executive officer or a corporate vice president appointed by the Board of Directors, is convened periodically (twice a year). The Committee examines the risks identified by each executive officer, as well as the countermeasures in place, and checks to ensure that the risk management system is functioning effectively, making revisions where necessary. The Group responds as a whole to risks judged to be particularly important, led by an executive officer or corporate vice president appointed by the chairperson. The activities of the Risk Management Committee are periodically reported to the Audit Committee.

Risk Information

Matters concerning the business and financial status of the Konica Minolta Group that are likely to have a material impact on the decision of investors. Matters relating to the future referenced are Group determinations based on the current business environment.

Building a Crisis Management System

Establishing a system for minimizing the business and social impact of crises

Konica Minolta has established a system for minimizing the business and social impact of crises that may arise from a range of risks by taking prompt and appropriate action and by releasing information. The Crisis Management Committee, chaired by a director or an executive officer for crisis management appointed by the Board of Directors, discusses and formulates crisis countermeasures and procedures for action. Furthermore, the emergency contact system has been enhanced to enable the President and CEO, in addition to the director and executive officer for crisis management, to assess the situation and make decisions quickly. A system has also been established to enable the President and CEO to take leadership in critical areas in a crisis.

Factors and Examples of Crisis Risks (excerpts)

	Factors	Examples
1	Defective products, recalls, product liability lawsuits	Design errors (faulty products, health hazards), errors in manufacturing processes (faulty products, foreign substances contained in products), etc.
2	Defective services	Inappropriate explanations, discriminatory attitudes toward customers, etc.
3	Personnel-related problems	Ambiguous performance evaluation standards, unfair transfers, human rights infringements such as employment discrimination and harassment, crimes/scandals involving employees, etc.
4	Labor-related problems	Labor disputes, unfair labor practices, child labor, forced labor, occupational health hazards, employee deaths or suicides caused by overwork, etc.
5	Corporate negligence	Pollution (soil, wastewater, odors), industrial accidents (health and safety hazards, accidents), etc.
6	Company's unethical conduct	Contacts with anti-social forces, scandals, internal disputes, insider trading, etc.
7	Inappropriate decision-making on management and marketing	Risks involved in investments, loans, bonds, M&A, and transactions; excessive competition, etc.
8	Corporate crimes	Illegal acts (violations of Antimonopoly Act, Premiums and Representation Act, Subcontract Act, Tax and Commercial Laws, etc.)
9	Intimidation and other crimes committed against the company	Obstruction of business (inserting foreign substances in products, etc.), robbery, subversive activities, etc.
10	Economic and social disturbances	Oil crises, major power failures, sharp declines in stock prices, etc.
11	International/political upheavals	War, coups, trade conflicts, etc.
12	Disasters and epidemics	Earthquakes, storms and floods, fires, epidemics (SARS, avian influenza, and new type of influenza, etc.)
13	Rumors concerning management instability	Incorrect information in mass media, spreading rumors through various channels, including the Internet, etc.

Business Continuity Management (BCM)

Establishing measures for business continuity in the event of a major natural disaster

One of the most important responsibilities of an enterprise is to maintain or rapidly resume its essential business operations in the event of a major disaster or accident. Konica Minolta is working toward this goal at Group companies worldwide, as well as in its supply chains.*

At Konica Minolta, each business division and subsidiary, including the Business Technologies Business, which is Konica Minolta's core business, and Medical Devices, for which there is a high need during disasters, formulates a business continuity plan (BCP), laying out a specific plan of action for such an event. The Group has also established an initial response system to decide the necessity of putting the BCP into action by gathering information such as the damage situation immediately after a disaster.

Specifically, in the event of a major earthquake in Japan, the basic policy is to keep supplying consumables and products as much as possible so as to not inconvenience customers, while continuing to provide support services to existing customers. Toward that end, the Group is striving to increase the level of its business continuity system by decentralizing production sites for primary consumables, conducting risk assessments on suppliers, and securing alternatives and inventory for key parts with big risk. In addition, a backup structure has been established for call centers in Eastern and Western Japan so that they can provide backup to each other. This enables the company to continue to provide customer support even if one center were affected by a disaster. Further, various drills are conducted to increase the quality of these kinds of BCM.

* Supply chain: The series of activities involved in delivering a product or service to a customer, ranging from procurement and production to distribution and sales.

Reinforcing Crisis Response and BCM

The Group's major sites escaped severe damage in the Great East Japan Earthquake that struck on 2011, and the BCP did not have to be implemented. However, for the first month after the disaster, the president of Konica Minolta, Inc. held an Earthquake Response Meeting every morning to gather information, give appropriate instructions, and ensure consistent information disclosure. Since then, the Group has taken measures to improve its preparedness for front-line action in the event of a major disaster that occurs without warning.

Specifically, the initial response manual at all Group sites was revised so that operations would reliably continue during periods of chaos, at night and on holidays. The effectiveness of the manual was tested with actual drills, and the PDCA cycle is being used to improve it further.

In the event of a large-scale earthquake, the headquarters in the Marunouchi area of Chiyoda, Tokyo would serve as the Disaster Response Headquarters. Seven teams, headed by the President and CEO, would promptly respond. This system is reviewed in Group disaster preparedness training held once a year. In this training, the Disaster Response Headquarters, including top management, works with a site chosen as the hypothetical epicenter to quickly ascertain the extent of the damage, decide on a response and make decisions. In November 2021, training was carried out for a scenario involving the occurrence of a quake off the coast of Awaji Island, near Kobe, requiring a disaster control headquarters to be set up. Many headquarters employees participated remotely.

Konica Minolta has its own information-sharing tools for use in disasters. Its Emergency Information Data Base System is able to map the extent of damage at sites in the Konica Minolta Group in Japan, thereby providing an overall picture of the damage. The Safety Confirmation System prompts employees to report on their safety and the safety of their family members in the event of an earthquake. Konica Minolta also uses internal social media as an information-sharing tool for use in emergencies that occur at night or on holidays. Employing disaster prevention ICT, these tools support a smooth response from the initial response stage through the BCP stage. When the earthquake occurred in northern Osaka in June 2018, the Group used these ICT tools and confirmed that they were effective for information-sharing in the initial stage.

In January 2020, as the novel coronavirus began to spread, Konica Minolta established a crisis management system focused on production sites in China and initiated a group-wide response. After that, it expanded the scope of the system to European and North American sales and production companies in March, and to sites in Japan in April. Measures have been implemented to provide employee and business continuity support.

When the explosions occurred in July and August 2021 at Konica Minolta Supplies Manufacturing Tatsuno Factory, a Crisis Management Committee consisting of employees at the factory and Konica Minolta (headquarters and production departments) was formed to share information and determine countermeasures to be taken. The committee's work has initiated a neighborhood and public relations response, as well as measures to ensure safety and prevent recurrence.

With regard to the crisis in Ukraine that erupted in February 2022, a Crisis Management Committee consisting of representatives from Konica Minolta (headquarters and sales departments) and Ukraine was formed to share information and formulate a response to the crisis.



Group disaster preparedness training



Risk Management

Communication with Shareholders and Investors

Basic Concept

Promoting information disclosure actively based on the Charter of Corporate Behavior.

Konica Minolta believes that maximizing its corporate value is part of meeting the expectations of its shareholders and investors. In order to maintain close relations with these stakeholders, Konica Minolta is working to ensure that they have a good understanding of all the Group's activities. This is achieved through proactive investor relations (IR) efforts in accordance with the concept of fair and timely disclosure of corporate information, as stated in the Konica Minolta Group Charter of Corporate Behavior.

Active Deployment of Investor Relations Activities

Actively engaging in IR activities for institutional and individual investors

Every quarter, Konica Minolta holds financial results briefings for securities analysts and institutional investors. The Company has also designated IR Days and holds business briefings to help investors gain a better understanding of Konica Minolta's business strategies and strengths. Individual interviews and meetings are also held after these briefings, as necessary, to provide follow-up information. The Company visits institutional investors, although these have been primarily held online during the COVID-19 pandemic. Konica Minolta also actively participates in investor conferences held by brokerages, both in Japan and overseas, in an ongoing effort to communicate directly with investors.

In recent years, ESG investment, which considers corporate approaches to the environment, society, and governance in addition to financial performance, has been rapidly growing. Konica Minolta proactively disseminates information in response to the interests of such investors.

Implementation Status of Various Briefings (FY2021)

Financial Results Briefing	Every quarter (online event)
Investor Conference	Four meetings (online event)
Private Investor Briefings (President and CEO)	One meeting (online event) with 709 participants
Small meetings (President and CEO)	Four meetings
	Securities analysts
Business presentation	One meeting
	For securities analysts, institutional investors and the media ✓ Briefing on Industry Business (participants: 103 securities analysts and institutional investors)
Individual meetings	A total of some 330 meetings (100 companies)

› [IR Event](#)

Contents	Message from the CEO	Message from Corporate Vice President	Basic Approach and Systems for Sustainability Management	Sustainability Strategy	Material Issues	Activity Report		
						Environment	Social	Governance
Evaluation by External Parties	Stakeholder Engagement	Participation in Initiative	ESG Data	List of Policies	External Assurance	Guidelines Index	Reporting Policy	

IR Activities by Top Management

Konica Minolta's top management is actively involved in dialogues with analysts and large institutional investors both in and outside Japan, and the disclosing of information.

In fiscal 2021, infectious diseases with mutated strains of COVID-19 began to spread again in each region. Further, according to the spread of the infectious disease and change in people's daily lives, a shortage of semiconductors and other materials and tight logistics had a great impact on economic activities. In the Digital Workplace Business, which accounts for a large proportion of Konica Minolta's sales, demand for paper output in offices declined, particularly in Europe and the US, but the Industry Business performed well, particularly the unit that identified changes in demand. Given these major changes in the environment, Konica Minolta determined that it needed to secure revenue through structural reform in the Office Business to better respond to threats, while identifying the opportunities resulting from these changes to achieve growth in strategic new businesses and making shifts in the Company's portfolio for the medium to long term. These steps are essential in achieving sustainable growth.

To this end, at the financial results briefing sessions in fiscal 2020, top management not only explained business conditions, but also carefully laid out progress on structural reforms, the status of efforts to cut costs, trends in the recovery of sales in all businesses on a monthly basis and KPIs. Regarding sustainable growth, Konica Minolta held business presentation and explained shifts in the Company's portfolio and the business that will drive us in terms of profitability and growth. As it was difficult to hold in-person events, Konica Minolta used small meetings and talks online to ensure that investors in Japan and overseas had many opportunities for individual dialogue. In part because more individual investors hold Konica Minolta shares now, the Company holds separate online briefings for individual investors at which it explains business conditions and management strategies. These have been well attended.

In addition, every year more investors take non-financial information such as ESG into account in their investment decisions. Accordingly, Konica Minolta believes that it is important that management, including top management, holds direct dialogue and makes statements going forward. The executive officers in charge of these segments hold regular meetings with institutional investors, and the Chairman of the Board and an outside director regularly hold governance meetings. Konica Minolta management is actively engaging in dialogue and sharing information on the management foundation, including the intangible assets needed for sustainable growth.

Going forward, Konica Minolta will continue to increase opportunities for management, including top management, to engage in direct investor dialogues worldwide, as well as the briefings. The aim is for investors to be able to better understand and support Konica Minolta's sustainable growth, which is vital to society.

Strengthening the Dissemination of Information

In fiscal 2020, Konica Minolta continued to enhance the sharing of relevant information with investors through its IR website and Integrated Report. These efforts have been applauded by external organizations.

With the revamping the IR website in March 2018, the aim has been to continually provide information to shareholders and investors that is easy to understand. As a result, the site ranked first last year among listed companies in the Gomez IR Website Ranking, winning the gold medal for the eighth consecutive year. Subsequently, the Nikko IR Website Enhancement Ranking recognized it as the best website for the tenth consecutive year. Thus, the Konica Minolta IR website has continued to receive high praise from these major evaluation organizations.

The Integrated Report 2020 has once again been well received by external stakeholders. This is thanks to efforts such as enhanced disclosure and sharing of non-financial information, including intangible assets such as human resources and intellectual property, as well as disclosure based on the framework created by the Task Force on Climate-related Financial Disclosures (TCFD). The company's information sharing is promoted using a consistent story of value creation with reference to the Guidance for Collaborative Value Creation issued by Japan's Ministry of Economy, Trade and Industry. For the fourth consecutive year, the company was also recognized for having an excellent integrated report by external asset managers of Japan's Government Pension Investment Fund (GPIF).

Communication with Shareholders and Investors

Committed to fair and timely information disclosure and proactive dissemination of information

In order to ensure fair and timely disclosure of IR information, Konica Minolta has an investor relations section on the Group's website which is updated regularly with the latest information. Available in Japanese and English, the site provides financial results information, financial data, and other materials. After every quarterly results announcement, videos of briefings, briefing materials with comments, and the main Q&A content are released on the website.

Corporate Governance Report

The June 2015 adoption of the Corporate Governance Code has resulted in greater emphasis being placed on corporate governance initiatives. The company's views on corporate governance, which it has worked on actively since the early days of management integration, were compiled into a Corporate Governance Report and disclosed on the Japanese and English websites.

- › [Corporate Governance Report \(Japanese\)](#)
- › [Corporate Governance Report \(English\)](#)

Measures to Vitalize the General Shareholder Meetings and Smooth Exercise of Voting Rights.

Early Notification of General Shareholder Meeting

The Company sends the convocation notices at least three weeks in advance of the scheduled date of the General Shareholder Meeting to shareholders in order to enable them to have sufficient time to deliberate on the proposed Agenda of Items. Simultaneously, the convocation notices and its English translation is posted on the Company's website.

Scheduling General Shareholder Meetings to Avoid the Peak Day

The meeting is scheduled to avoid the peak day so that as many shareholders as possible can attend.

Allowing Electronic Exercise of Voting Rights

Shareholders can exercise voting rights via the Internet by accessing the website for exercising voting rights designated by the Company through a personal computer, smartphone or cellular phone. Japanese and overseas institutional investors can vote by using ICJ's electronic voting platform. However, pre-registration is required for the use of the platform.

Participation in Electronic Voting Platform

The Company posts convocation notices and its English translation on ICJ's electronic voting platform. Japanese and overseas institutional investors who have pre-registered for the use of the platform can directly access the contents of the convocation notices for deliberation, thus enhancing their convenience.

Providing Convocation Notice in English

As explained above, the Company posts English translations of convocation notices on the website. In addition, English translations of convocation notices are also placed on the electronic voting platform.

Compliance

Basic Concept and Promotion System of Compliance

▶ Basic Concept and Promotion System of Compliance	▶ Compliance Promotion Activities
▶ Putting Compliance into Practice	

Click to jump to the corresponding section in this page

- [▼ Basic Concept](#)
 - [▼ Group Compliance Promotion System](#)
 - [▼ Global Group Support System](#)
 - [▼ Planning Compliance Promotion and Verifying Progress](#)
 - [▼ Internal Hotline Systems \(Helpline\)](#)

Basic Concept

Promoting compliance, including corporate ethics and internal corporate rules

It is not only necessary to comply with laws, but also to follow corporate ethics and internal rules. Compliance of the Konica Minolta Group consists of adhering to three elements: Laws, corporate ethics and internal rules.

With this understanding, the Konica Minolta Group Charter of Corporate Behavior was created as principles that guide compliance for all executive officers and employees of each Group company. Moreover, the Konica Minolta Group Guidance for the Charter of Corporate Behavior, which shows specific desirable behaviors, was established to ensure that executive officers and employees of each Group company can correctly understand the Charter and put it into practice, and strive to ensure compliance.

By adopting compliant behavior, Konica Minolta gains the trust of all Konica Minolta stakeholders. It will help to increase Konica Minolta's performance and brand value, which in turn will lead to an increase of our corporate value. Compliance is an asset that is expected to generate revenue to companies in the future.

Konica Minolta will continue to practice compliance on a global, group-wide scale, while taking into consideration differences in laws, cultures and customs found in various countries and regions.

- [▶ Konica Minolta Group Charter of Corporate Behavior](#)



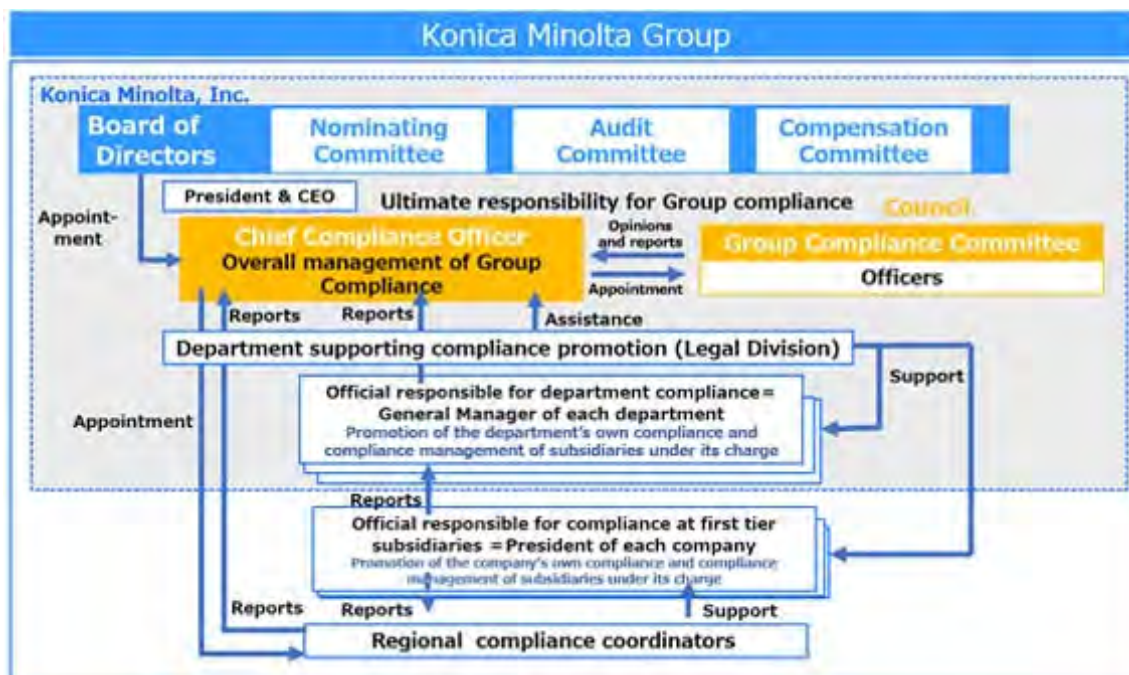
Scope of Compliance at Konica Minolta

Group Compliance Promotion System

Building a system to promote consistent compliance Group-wide

At Konica Minolta, the Chief Compliance Officer, a person appointed by the Board of Directors, determines important matters for the promotion of the Group's compliance and is responsible for promoting and overseeing compliance activities such as anti-corruption measures and personal information protection. The Chief Compliance Officer reports directly to the President and CEO of Konica Minolta, Inc., who has ultimate responsibility for Group compliance. To fulfill that responsibility, the Chief Compliance Officer convenes the Group Compliance Committee, which is composed of officers responsible for compliance from Business Units and Corporate Divisions in charge of Group-wide functions.

To promote compliance in each department at Konica Minolta, Inc., the General Manager of each department serves as the official responsible for compliance; at subsidiaries inside and outside Japan, the president of each subsidiary serves as the official responsible for promoting compliance at each company. The Chief Compliance Officer reports regularly to the Audit Committee regarding the progress of compliance activities and important compliance issues in the Group.



Note: An executive officer or a corporate vice president plays the role of Chief Compliance Officer.
Group Compliance Promotion System

Global Group Support System

Strengthening the coordination of Group compliance

The Legal Division at Konica Minolta, Inc. drafts plans to address important matters and measures regarding the promotion of the Group's compliance, serving as a Group compliance support office assisting the Chief Compliance Officer. The Legal Division also assists each department and subsidiary with its activities, directly and indirectly, and provides support for group-wide information management.

The Chief Compliance Officer also appoints regional compliance coordinators in Europe, North America, China, and Southeast Asia, tasking them with implementing activities to promote compliance, considering the circumstances of each region. In fiscal 2021, the Group compliance support office and regional compliance coordinators worked together to help newly acquired companies inside and outside Japan as well as small Group companies to adopt compliance measures, seeking to instill compliance throughout the entire Konica Minolta Group.

Planning Compliance Promotion and Verifying Progress

All departments at Konica Minolta, Inc. and all of its Group companies are required to carry out compliance according to a group compliance promotion plan and report their progress.

Konica Minolta identifies material issues by looking at trends in social expectations and the results of compliance risk assessments, and prepares a medium-term compliance promotion plan. Furthermore, based on the medium-term plan, a group compliance promotion plan is prepared for each fiscal year, and each department and group company is required to implement measures accordingly. In fiscal 2021, each department, including subsidiaries under their management, formulated their own plans and implemented measures that take into consideration compliance risks in their respective business domains. The officials responsible for compliance in each department at Konica Minolta, Inc., and at each group company inside Japan are required to submit monthly reports on the progress of their measures, as well as any compliance issues in that department or company, to the Chief Compliance Officer. The officials responsible for compliance at each Group company outside Japan must do likewise on a quarterly basis. When a serious compliance issue arises which may cause a violation against Konica Minolta Group Charter of Corporate Behavior, it must be reported to the Chief Compliance Officer immediately. Based on these reports submitted to the Chief Compliance Officer, the Group compliance support office and regional compliance coordinators cooperate as needed to conduct activities Group-wide. Any remaining issues are reflected in the plan for the following year.

Contents	Message from the CEO	Message from Corporate Vice President	Basic Approach and Systems for Sustainability Management	Sustainability Strategy	Material Issues	Activity Report		
						Environment	Social	Governance
Evaluation by External Parties	Stakeholder Engagement	Participation in Initiative	ESG Data	List of Policies	External Assurance	Guidelines Index	Reporting Policy	

The Corporate Audit Division, which reports directly to the President & CEO, conducts internal audits of Konica Minolta, Inc. and its worldwide subsidiaries. The audits also look at compliance, and detailed checks are made to ensure that measures are being implemented according to the annual plans of target group companies, and to confirm that the system to ensure thorough compliance is functioning properly. When an issue is identified, a corrective plan is prepared and implemented with the assistance of the Group compliance support office and the relevant regional compliance coordinator. Progress is then verified through follow-up audits.

There were no significant violations involving bribe, fraud, embezzlement, or any other area of the Konica Minolta Group Charter of Corporate Behavior which warrant disclosure in fiscal 2021.

Internal Hotline Systems (Helpline)

Building and improving hotlines at each Group company

In the Konica Minolta Group in Japan, the Group-wide helpline is available so that employees can use it to seek consultation and directly contact the general manager of the Legal Division, the persons in charge of helpline, or an outside lawyer via various channels such as telephone and email, when they become aware of any conduct that poses a risk of non-compliance.

This external helpline was expanded in 2020 to include suppliers in Japan.

In fiscal 2021, Konica Minolta renewed its registration obtained in fiscal 2020 as one of the registered businesses for declaration of conformity for the whistleblowing compliance management system certification under the jurisdiction of Japanese Consumer Affairs Agency. This system was suspended for the time being at the end of January 2022 due to a review in response to the revised Whistleblower Protection Act. However, Konica Minolta will continue to work on a new certification system.

Konica Minolta has also established internal hotlines outside Japan. Konica Minolta Business Solutions U.S.A., Inc., an office equipment and solutions sales company in the U.S., has a Whistleblower's Hotline, which has served as an internal reporting system for its employees in North America, including its subsidiaries in Canada. In Europe, the Integrity Hotline has served as a 24-hour, multi-lingual reporting system for all Group employees in Europe. Furthermore, the Group expanded its internal hotline systems. In China, an internal hotline system using an outside lawyer as a receiver of reports was established for all Group companies in China (excluding companies in Hong Kong). Konica Minolta Business Solutions Asia Pte. Ltd. in Singapore established internal hotlines for Group companies in Southeast Asia. In addition, measures to raise awareness of internal hotline systems were taken again at subsidiaries in and outside Japan, in order to increase their accessibility.

These hotlines can be contacted and consulted anonymously. In addition, the whistleblowers do not suffer any negative repercussions for having contacted or consulted the hotlines. Each report made is examined fairly, equitably and with integrity to determine the need for an investigation.

In addition, the helpline has been expanded to include suppliers in China and ASEAN, as well.

The content of a hotline report in each case is kept confidential and investigated in detail. In the event of a compliance issue, the main department for the hotline system works in cooperation with the relevant departments to correct the problem and prevent any recurrence. The Chief Compliance Officer reports information on the records of the internal hotline systems to the Audit Committee regularly.

In fiscal 2021, there were 21 reports to the internal hotlines in Japan and 42 reports to the overseas hotlines. 17 of these reports in Japan and 19 of these overseas were regarding human rights issues (power harassment / sexual harassment / discrimination / improper treatment).

There were no significant incidents reported from these internal hotlines that warrant disclosure either inside or outside Japan in fiscal 2021.

Compliance

Compliance Promotion Activities

▶ Basic Concept and Promotion System of Compliance	▶ Compliance Promotion Activities
▶ Putting Compliance into Practice	

Click to jump to the corresponding section in this page

▼ Disseminating the Group Charter of Corporate Behavior ▼ Compliance Training

Disseminating the Group Charter of Corporate Behavior

Making the Konica Minolta Group Charter of Corporate Behavior Handbook available via intranet

Konica Minolta has established the Konica Minolta Group Charter of Corporate Behavior as principles for all executive officers and employees of each Group company, even in different countries and regions. Furthermore, the Charter is posted on the Group's intranet in multiple languages (Japanese, English, Chinese and others) to ensure that all executive officers and employees of each Group company can correctly understand the Charter and put it into practice.

▶ [Konica Minolta Group Charter of Corporate Behavior](#)

Having Officers and Employees Submit a Written Compliance Acknowledgement

Konica Minolta has implemented a measure whereby officers and employees of Group companies submit a written acknowledgement that they will give top priority to compliance in their conduct, with an understanding of the Konica Minolta Group Charter of Corporate Behavior, the Compliance Promotion Declaration by the presidents of subsidiaries, and the significance of using and how to use the internal helpline systems. Since 2008, Konica Minolta has required the officers and managers of Group companies in Japan to submit a written compliance acknowledgement. In 2017, that requirement was expanded to include the officers and employees of all Group companies worldwide. In this way, the Group confirms annually that its people will behave with propriety and social responsibility and that they will understand and thoroughly adhere to compliance requirements.

As of March 31, 2022, a compliance acknowledgement had been received from 100% of the officers and employees of all Group companies worldwide, demonstrating a high level of compliance awareness within the Group.

Issuance of the Compliance Promotion Declaration by the Presidents of subsidiaries in and outside Japan

Presidents of subsidiaries in and outside Japan prepared a declaration based on the Compliance Promotion Declaration made by the president and CEO of Konica Minolta, Inc.. The companies use every opportunity to promote awareness of this document among employees of subsidiaries.

Creation of Compliance Manuals and Code of Conduct

In April 2022, we revised the Konica Minolta Group Charter of Corporate Behavior, which contains principles that guide compliance for all executive officers and employees, and the Konica Minolta Group Guidance for the Charter of Corporate Behavior, which shows specific behaviors for putting those principles into practice.

Employees worldwide are required to comply with their own Group company compliance manuals and codes of conduct, which are aligned with the social ethics and laws of their respective countries, based on the Konica Minolta Group Charter of Corporate Behavior and Konica Minolta Group Guidance for the Charter of Corporate Behavior. Group companies post codes of conduct and compliance manuals, which are based on the Konica Minolta Group Charter of Corporate Behavior and the Konica Minolta Group Guidance for the Charter of Corporate Behavior, on their intranet so they are widely known.

Contents	Message from the CEO	Message from Corporate Vice President	Basic Approach and Systems for Sustainability Management	Sustainability Strategy	Material Issues	Activity Report		
						Environment	Social	Governance
Evaluation by External Parties	Stakeholder Engagement	Participation in Initiative	ESG Data	List of Policies	External Assurance	Guidelines Index	Reporting Policy	

Compliance Training

Conducting a broad range of compliance training in and outside Japan

Konica Minolta, Inc. provides its employees at each level with various training programs on compliance. Programs are conducted every year for new hires, mid-career employees, mid-level employees, new managers, and new executives. Various trainings on laws and regulations are held annually for employees of all Group companies in Japan. In fiscal 2021, trainings were held on the Corrupt Practices Act, the Antimonopoly Act, the Subcontract Act, the Act on the Protection of Personal Information, the EU's General Data Protection Regulation (GDPR), and security export control. Training to prevent workplace harassment was also provided. Each business division and Group company in Japan also conducts compliance training with characteristics suited to their respective business environments.

At Group companies outside Japan, the regional compliance coordinators formulate an annual training plan and conduct their own training based on each country's laws. Group companies in North America and Europe provide business ethics training to all employees through e-learning every year.

Each year the company continues to provide compliance training for the newly appointed presidents of Group companies. Through these training programs, Konica Minolta ensures that presidents of subsidiaries constantly improve their sense of ethics and promote compliance. Tailor-made (interactive) refresher training also has been held for presidents of Group companies who have been in their position for at least three years. The aim was to further promote compliance.

Furthermore, the Group has also provided executive compliance training for management in Japan, North America, ASEAN and China, and this is being progressively implemented.

-
- ▶ Basic Concept and Promotion System of Compliance
 - ▶ **Compliance Promotion Activities**
 - ▶ Putting Compliance into Practice

Compliance

Putting Compliance into Practice

▶ Basic Concept and Promotion System of Compliance	▶ Compliance Promotion Activities
▶ Putting Compliance into Practice	

Click to jump to the corresponding section in this page

- ▼ Practicing Compliance Based on the Charter of Corporate Behavior
- ▼ Compliance with Antitrust Laws
- ▼ Tax Policy
- ▼ Anti-Corruption Initiatives
- ▼ Export Control for International Peace and Security
- ▼ Advertising Activities

Practicing Compliance Based on the Charter of Corporate Behavior

Based on the Konica Minolta Group Charter of Corporate Behavior and the Konica Minolta Group Guidance for the Charter of Corporate Behavior for its practice, the company conducts a comprehensive risk assessment every six months to identify compliance-related risks such as corruption (bribery, improper payoffs, conflict of interest, etc.), antitrust law violations (private monopoly, unfair trade practices, unfair restraint of trade, etc.), and violations of the Act on the Protection of Personal Information. These risks are reported to the Risk Management Committee, and are then identified as important compliance issues. Then the issues identified are addressed as priorities.

- ▶ [Konica Minolta Group Charter of Corporate Behavior](#)

Anti-Corruption Initiatives

Implementing global anti-corruption measures focusing on areas with high corruption risk

Along with economic globalization, the need for anti-corruption measures has increased, and relevant regulations are being strengthened not only within Japan, but also for international commercial transactions. The guidelines for preventing corruption are set forth under Section 2, "Fair and Transparent Business Activities" of the Konica Minolta Group Guidance for the Charter of Corporate Behavior. They include an anti-corruption policy, policies on contributions and political donations, political activities, sponsorships, and charity donations, a prohibition on insider trading, conflict of interest, and a response to antisocial forces.

Every year, the Konica Minolta Group prioritizes compliance with antitrust laws and preventing corruption in its annually renewed compliance promotion plan, considering the expectations of society, the degree of impact on the company and society and the possibility of occurrence. In fiscal 2021, the Group used a worldwide compliance promotion system to continue to educate its personnel on these two priority issues, in line with the relevant laws, business environments, and customary practices. The compliance issues, risks, and progress of education in each region are reported to the Chief Compliance Officer via monthly or quarterly compliance reports.

In fiscal 2018, the anti-corruption guidelines for personnel in Japan were revised in response to changes in public expectations, and efforts were made to ensure that the new guidelines are thoroughly understood. In addition, guidelines were rolled out for personnel in other countries and regions as well, in accordance with their respective laws and cultures, ensuring worldwide coverage.

As part of the company's comprehensive anti-corruption efforts, standards and rules have been in operation concerning the provision of gifts and entertainment to clients. They have been prepared by referring to the country rankings in the annual Corruption Perceptions Index (CPI) reported by Transparency International (TI), and are applicable to Konica Minolta organizations operating in countries where the risk of corruption is high. Systems for accounting monitoring and checking have also been established and deployed at each subsidiary, and reports are sent every quarter to the compliance department. There were no incidents regarding bribery or corruption in fiscal 2021.

Compliance with Antitrust Laws

Formulating antitrust law policy and undertaking education in accordance with the laws and business environment in each region

Konica Minolta recognizes that when violations of an antitrust law occur, the impact on companies, the economy and society is extremely serious. Section 2, "Fair and Transparent Business Activities" of the Konica Minolta Group Guidance for the Charter of Corporate Behavior stipulates the following. Complying with applicable laws, regulations, etc. related to prohibition of monopolization, fair competition, and fair trade in respective countries and regions in which it operates, and for fairness and transparency in transactions between companies. Antitrust law measures have again been designated as a Konica Minolta group-wide priority in the Group's fiscal 2021 compliance promotion plan. The Group compliance support office and the regional compliance coordinators have taken the lead in providing education to relevant employees at Konica Minolta, Inc. and its subsidiaries worldwide, in line with the laws and business environment in each region.

This initiative will be continued in the future. Monthly and quarterly reports on the progress of compliance promotion are regularly submitted to the Chief Compliance Officer, including the status of education on antitrust law measures, as well as antitrust law issues and risks.

In fiscal 2021, there were no incidents related to antitrust laws.

Export Control for International Peace and Security

Practicing strict export control to maintain international peace and security

Today there is heightened concern over the proliferation of weapons of mass destruction and terrorist attacks. Accordingly, as a member of the international community, the government of Japan participates in international treaties and regimes such as the Nuclear Nonproliferation Treaty and the Wassenaar Arrangement and has reflected their rules to be observed in Japan's Foreign Exchange and Foreign Trade Control Law. This law regulates the trade not only of weapons, but also of goods and technology that could be used to produce weapons. It specifies that companies are required: (1) to determine whether or not it is an advanced technology or goods that could be used for weaponry as listed under international agreements (technical classification); and (2) to check the users and the intended use for any risk of its being used for the development or manufacture of weapons of mass destruction (transaction screening).

Konica Minolta has established an Export Control Code for Security Purposes and created an export control system in group companies in Japan, and it carries out strict technical classification of products and transaction screening to ensure adherence to the Foreign Exchange and Foreign Trade Control Law. In addition, Konica Minolta systematically provides security export control training to employees and conducts internal audits on security export control operations.

Tax Policy

Konica Minolta has established a group-wide tax policy.

The Konica Minolta Group Tax Policy has been established in order to contribute to the development of local communities by ensuring that we properly fulfill the duty to pay taxes related to our business operations.

 [Konica Minolta Group Tax Policy \(204KB\)](#)

Contents	Message from the CEO	Message from Corporate Vice President	Basic Approach and Systems for Sustainability Management	Sustainability Strategy	Material Issues	Activity Report		
						Environment	Social	Governance
Evaluation by External Parties	Stakeholder Engagement	Participation in Initiative	ESG Data	List of Policies	External Assurance	Guidelines Index	Reporting Policy	

Advertising Activities

Konica Minolta has established the Konica Minolta Group Charter of Corporate Behavior and the Konica Minolta Group Guidance for the Charter of Corporate Behavior as its global standard for the disclosure of useful and reliable information. In its advertising, Konica Minolta gives first priority to compliance with the relevant laws and industrial regulations in each region of the world. Beyond the basic laws, the company endeavors to conduct fair and proper advertising, taking into account the voluntary restrictions and advertising standards that apply in each of its business fields, as well as respecting public morality and the viewpoints of stakeholders.

For example, laws and standards that the company observes in Japan include regulations governing advertisements such as the Act against Unjustifiable Premiums and Misleading Representations, the Standards for the Representation of Copiers and Multi-Function Printers of the Japan Business Machine and Information System Industries Association, the Code of Ethical Practice of the Japan Advertisers Association, and screening standards for various media.

In fiscal 2021, there were no infractions of the Act against Unjustifiable Premiums and Misleading Representations.

-
- ▶ Basic Concept and Promotion System of Compliance
 - | ▶ Compliance Promotion Activities
 - | ▶ **Putting Compliance into Practice**

Governance

Information Security

[Information Security](#)
[Konica Minolta Information Security Policy](#)

Click to jump to the corresponding section in this page

- Basic Policy
- Promoting Information Security
- Protecting Personal Information

Basic Policy

Information security is the most important issues for any company that wants to effectively utilize all the types of information in its possession. Konica Minolta treats information as a valuable asset, and is working to ensure information security. It does this by practicing proper information management to address risks such as loss, leakage, or destruction of data, while carrying out continual improvements.

- Konica Minolta Information Security Policy

Promoting Information Security

Based on the leadership of the President and CEO as well as the officer responsible for IT planning who is appointed as the Chief IT Security Officer, Konica Minolta has established a Group-wide information security management system and is promoting a higher level of IT security and continual improvements at Group companies worldwide. Following on fiscal 2020, information security activities were reported to the Audit Committee in fiscal 2021.

In order to ensure the security (confidentiality, integrity, and availability) of controlled information, including not only information handled using information technology, but also information on paper and information about services and personnel, all Group companies in Japan have continuously maintained ISO 27001 certification, which is the international standard for information security management, since fiscal 2009. In addition, once a year risk assessments of information security are conducted and a risk response plan is formulated. Meetings of information security promoters, with a representative from each business in attendance, are held every quarter. At these meetings, progress on risk response plans and actions taken — particularly incident summaries — are reported to the Information Security Control Officer and instructions for necessary responses are issued. In this way, the PDCA cycle is followed.

Furthermore, measures to prevent unauthorized use and information leakage are implemented through the enactment and operation of rules relating to the management of confidential information and the establishment of systems for restricting and monitoring access to confidential information and its removal off-site. Also, education on the protection of personal information and information security is given at least once a year to all officers and employees, including non-regular employees, of Group companies in Japan.

Outside Japan as well, Group companies work to obtain ISO 27001 certification. Also, all Group companies outside Japan are required to provide all employees with education on information security at least once a year.

Especially with respect to cyber-attacks, that have increased in recent years, by following the Cybersecurity Management Guidelines formulated by Japan's Ministry of Economy, Trade and Industry, our management team is aware of the importance of cyber security risk countermeasures and implements global security measures for IT, including establishing a Konica Minolta Computer Security Incident Response Team named KM-CSIRT, that responds to incidents throughout the Group.

Finally, Konica Minolta is putting in place IT security controls, which are a part of the IT controls required under the Financial Instruments and Exchange Act (Japanese Sarbanes-Oxley Act) while ensuring compatibility within the Group.

Contents	Message from the CEO	Message from Corporate Vice President	Basic Approach and Systems for Sustainability Management	Sustainability Strategy	Material Issues	Activity Report		
						Environment	Social	Governance
Evaluation by External Parties	Stakeholder Engagement	Participation in Initiative	ESG Data	List of Policies	External Assurance	Guidelines Index	Reporting Policy	

Protecting Personal Information

Konica Minolta takes full precautions to protect the personal information of customers.

Konica Minolta, has established the Global Personal Data Protection Policy and regulations for protection of the personal data of the Konica Minolta Group, which address the EU's General Data Protection Regulation (GDPR). In accordance with this policy and rules, the Group has established a worldwide system for protecting personal information and properly manages the personal information in its possession. Employees are also kept up-to-date on the policy and rules through e-Learning and other methods of training.

Moreover, a third party conducts an audit in line with the screening items for ISO/IEC 27001, the international standard for information security management. This confirms that laws, regulations and other norms are observed in line with the policy. In the event of information leakage, including leakage of personal information held by Konica Minolta, is confirmed or likely has occurred, the information security management system will report it to the Personal Information Protection Officer. The Officer will immediately check the facts and degree of impact and submit the report to the Personal Information Protection Commission in Japan and other appropriate authorities in the respective countries.

In fiscal 2021, a minor leak of personal data occurred at a site outside Japan. Appropriate response measures were taken using an incident system already in place, and IT security was tightened to prevent a recurrence.

[▶ Information Security](#) | [▶ Konica Minolta Information Security Policy](#)

Information Security

Konica Minolta Information Security Policy

[Information Security](#)
[Konica Minolta Information Security Policy](#)

Guided by our management philosophy of “The Creation of New Value,” we at the Konica Minolta Group are committed to providing products and services that contribute to the development of society.

We are dedicated to maintaining information security (confidentiality, integrity, and availability), which is one of the most important issues related to business activities. Given this commitment, our basic approach to information security is to continuously make improvements by measuring and assessing risks associated with important information assets, and applying effective measures to mitigate those risks.

“Management Based On Facts”

1. Direction of Information Security Initiatives

We will strive to continually provide products and services and develop sound businesses while recognizing our obligation to protect information assets handled in the course of business activities.

2. Compliance with Laws and Other Requirements

We will comply with the legal requirements of Japan and other countries related to information security as well as social norms, internal company standards and contractual security obligations. On this basis we will properly accommodate agreements made by the international community.

3. Establishment of Information Security Management System

We will establish an information security management system in order to appropriately grasp business risks and changes in the risk environment and to establish and maintain response strategies. We will work to maintain, further develop and revise the system by establishing objectives for information security.

4. Risk Response

As a manufacturer we will deal with a broad range of risks related to activities from development and production to sales and service. For risk assessment, we will establish criteria to assess the relative importance of each information asset and stringently manage our assets based on these assessments.

5. Protection from Threats

We will take appropriate measures in order to protect information assets from threats such as accidents, hindrances or improper activity that would prevent the assets from being properly utilized, and in order to prevent information assets from being lost, damaged, altered or divulged.

6. Information Security Education and Training

We will provide the necessary education and training to all employees and will carry out business while recognizing our societal responsibility to use and manage information assets appropriately.

7. Continuous Improvement

We will strive to continuously make improvements by reviewing this information security policy and our management measures on a regular basis, and as necessary, within the framework of our information security management system.

8. Active Disclosure

We will communicate risks to stakeholders and be accountable to them. This policy will be disclosed to all employees and outside parties.

April 1, 2022



Toshimitsu Taiko
President and CEO
Konica Minolta, Inc.

Evaluation by External Parties

[Evaluation by External Parties](#)
[Archive](#)

Evaluations by International ESG Rating Agencies

Konica Minolta Given the Highest Evaluation by CDP and Included on the Climate A List 2021



Konica Minolta, Inc. has been awarded a global leadership position on the Climate A List by CDP, an international not-for-profit organization engaged in activities to realize a sustainable economy, for the sixth time. (January 2022)
 Konica Minolta, Inc. has also been certified as the Supplier Engagement Leader by CDP. (February 2022).

- › [News Release \(Climate A List 2021\)](#)
- › [Topics\(Supplier Engagement Leader\)](#)



Konica Minolta Awarded as the Bronze Class of the S&P Global Sustainability Awards 2022

Konica Minolta, Inc. has been awarded as the Bronze Class of the S&P Global Sustainability Awards 2022. (February, 2022)

Sustainability Award

Bronze Class 2022








Konica Minolta Listed among 2022 Global 100 Most Sustainable Corporations in the World




Konica Minolta, Inc. has been listed among the “2022 Global 100 Most Sustainable Corporations in the World” for third consecutive year by Canada-based Corporate Knights.(January, 2022)

- › [News Release](#)

Inclusion in Prominent Investment Indices

Konica Minolta, Inc. is currently included in the following ESG indexes.

<p>■Dow Jones Sustainability Index</p> <p>Member of</p> <h3>Dow Jones Sustainability Indices</h3> <p>Powered by the S&P Global CSA</p>	<p>Konica Minolta has been included in the Asia Pacific Index each year since 2009, which is run by S&P Global (November, 2021)</p>
<p>■FTSE4Good Index</p>  <h3>FTSE4Good</h3> <p>■FTSE Blossom Japan Index</p>  <h3>FTSE Blossom Japan</h3> <p>■FTSE Blossom Japan Sector Relative Index</p>  <h3>FTSE Blossom Japan Sector Relative Index</h3>	<p>Konica Minolta has been included in the FTSE4Good Index consecutively since 2003, and the FTSE Blossom Japan Index since its establishment in 2017. In addition, it has been included in the FTSE Blossom Japan Relative Index, which has been adopted as a benchmark for the latest ESG passive funds since 2022</p> <p>Those indexes are created by FTSE Russell.</p> <p>» News Release</p> <p> FTSE4Good Index Series</p>
<p>■MSCI Japan ESG Select Leaders Index</p> <p>2022 CONSTITUENT MSCI JAPAN ESG SELECT LEADERS INDEX</p> <p>■MSCI Japan Empowering Women Index</p> <p>2022 CONSTITUENT MSCI JAPAN EMPOWERING WOMEN INDEX (WIN)</p>	<p>Konica Minolta has been included in the MSCI Japan ESG Select Leaders Index, and the MSCI Japan Empowering Women Index since those establishment in 2017 (July, 2022)</p> <p>» News Release</p> <p> MSCI ESG Research</p>

<p>■EcoVadis Sustainability Rating</p> 	<p>Konica Minolta, Inc. has been awarded a Gold Level Recognition Medal in the EcoVadis sustainability ratings issued by EcoVadis of France.(February, 2021)</p>
<p>■Prime Status by ISS-oekom</p> 	<p>Since 2011, Konica Minolta has been awarded Prime Status by the Germany-based ISS-oekom (formerly oekom research AG), as one of the leading global companies for corporate social responsibility (CSR) within the industry segment of Electronic Devices & Appliances. (April, 2022)</p> 

* THE INCLUSION OF Konica Minolta, Inc. IN ANY MSCI INDEX, AND THE USE OF MSCI LOGOS, TRADEMARKS, SERVICE MARKS OR INDEX NAMES HERIN, DO NOT CONSTITUTE A SPONSORSHIP, ENDORSEMENT OR PROMOTION OF Konica Minolta, Inc. BY MSCI OR ANY OF ITS AFFILIATES. THE MSCI INDEXES ARE THE EXCLUSIVE PROPERTY OF MSCI. MSCI AND THE MSCI INDEX NAMES AND LOGOS ARE TRADEMARKS OR SERVICE MARKS OF MSCI OR ITS AFFILIATES.

Awards for activities for Sustainability

Konica Minolta Awarded as the Five Star in Nikkei SDGs Management Survey



Konica Minolta, Inc. has been awarded as the highest rank Five Star in Nikkei SDGs Management Survey conducted by Nikkei Inc (December 2021).

2022 Health & Productivity Stock Selection program



Konica Minolta Included in the Health & Productivity Stock Selection for Five Years in a Row, Seven Times in Total. The Health & Productivity Stock Selection is a joint program organized by the Ministry of Economy, Trade and Industry of Japan and Tokyo Stock Exchange. (March, 2021)

» [News Release](#)

Konica Minolta Wins the Second ESG Finance Awards Japan: Minister of the Environment Award



Konica Minolta, Inc. has won the Silver Award in the Environmentally Sustainable Company Category of the second ESG Finance Awards Japan (Minister of the Environment Award) organized by the Ministry of the Environment, Government of Japan. (February, 2021)

» [News Release](#)

Hall of Famer in the Environmental Communication Awards



Konica Minolta, Inc. has been recognized as a Hall of Famer in the Environmental Communication Awards organized by the Ministry of the Environment, Government of Japan and the Global Environmental Forum. (February 2021)

» [Topics](#)

Gomez IR Site Ranking 2021



Konica Minolta was selected as an Outstanding Company: Gold Prize in the Gomez IR Site Ranking, which evaluates the user friendliness and fullness of information of IR websites (December, 2021) and listed of Superior Companies in the Gomez ESG Site Ranking (September, 2021) by Morningstar.

Daiwa IR Internet IR Excellence Award



Konica Minolta won an Internet IR Excellence Award and Internet IR Sustainability Grand Prize from Daiwa Investor Relations Co. Ltd. (December, 2021)

Nikko IR“Annual survey of all Japanese listed companies’ websites



Konica Minolta won the highest-level AAA Website in the annual survey of all Japanese listed companies' websites in FY2021 conducted by Nikko Investor Relations Co., Ltd. (December, 2021)

Konica Minolta Selected as an Excellent Company in the “Covid-19 Response” Section (“Customer Care” Category) in the DX Survey 2021

Konica Minolta has been selected as an excellent company in the “Customer care” category in the “Covid-19 response” section in the Digital Transformation Survey (DX Survey) 2021, conducted to recognize companies that excel at making strategic use of IT. (June, 2021)

» [News release](#)

Evaluation of CSR by External Parties

[▶ Evaluation of CSR by External Parties](#)
[▶ Archive](#)

Awards for Corporate Governance and IR Activities

Corporate Activity Award (Japan)

Konica Minolta's efforts in establishing objective and specific standards of independence for outside directors, and its publishing written disclosure of selection criteria in order to appoint highly independent outside directors, were recognized with the fiscal 2010 Corporate Activity Award from the Tokyo Stock Exchange. (February, 2011)

Award for Environment

Nikkei Environmental Management Survey

Konica Minolta, Inc. was ranked first place in the overall manufacturing sector at the 18th(2015), 19th(2016), 22nd(2019) Environmental Management Survey by Nikkei Inc. (May, 2019)

 [Topics](#)

Environment Minister's Award for Global Warming Prevention Activity



[Minister of the Environment](#)

Konica Minolta, Inc., and its production subsidiaries have been recognized by the Ministry of the Environment, Government of Japan, with a "2013 Environment Minister's Award for Global Warming Prevention Activity (Implementation of Countermeasures)." (December, 2013)

[▶ News Release](#)

Green Apple Award 2013 (The United Kingdom)



Konica Minolta Business Solutions (UK) Ltd., won the Green Apple Award from the Green Organisation in recognition of its recycling activity of used packaging materials. (November, 2013)

Eco Mark Award 2012

Konica Minolta Business Technologies, Inc., won an "Eco Mark Award 2012" Bronze Prize from the Japan Environmental Association in January 2013.

[▶ News Release](#)

 [The Eco Mark Program](#)

Hong Kong Green Awards 2012

Konica Minolta Business Solutions (HK) Ltd., a sales company in Hong Kong, won a Green Management Bronze Award (Corporate) in the Hong Kong Green Awards 2012 organized by the Hong Kong Green Council.

Green Apple Award 2011

Konica Minolta Business Solutions (UK) Ltd., has won the prestigious Green Apple Award in recognition of its innovative environmental project, "OPS Green Audit Process," an original program that conducts a comprehensive analysis of a customer's document workflow, including its environmental impact. The Green Apple Awards are organized by the Green Organisation, an independent, non-profit environmental group dedicated to promoting environmental conservation. (November, 2011)

» [News Release](#)

Evergreen Award

Konica Minolta Business Solutions U.S.A. was awarded the 2009 Evergreen Award in the Technologies and Electronics category by the U.S. General Services Administration (GSA), an important government agency. The Evergreen Award, which was established in 1998, is given to companies that proactively engage in environmentally friendly corporate activities. The award was given in recognition of Konica Minolta's environmental activities, such as providing energy-saving products, promoting zero-waste activities, and recycling toner cartridges. (March, 2010)

Sustainable Building Special Award

Konica Minolta Opto, Inc., completed the construction of a new building at the Osakasayama Site in Osaka, Japan. It won the second annual Osaka Sustainable Building Special Award for fiscal 2008, which is awarded by the Osaka prefectural government. (April, 2008)

Energy Saving Award

» The bizhub C650/C550 color MFPs were awarded the Prize of the Director General of Japan's Agency of Natural Resources and Energy as part of the fiscal 2007 Energy Saving Awards. (January 2008)

1st Responsible Care Award

Konica Minolta Holdings, Inc., received the 1st Responsible Care Award sponsored by the Japan Chemical Industry Association and the Japan Responsible Care Council. (May 2007)

Other Awards

Konica Minolta Selected Under the DX Stock 2020 Program



DX銘柄2020
Digital Transformation

Konica Minolta, Inc. has been selected under the Digital Transformation Stock Selection (DX Stock) 2020 program which selects companies that make strategic use of IT. (August, 2020)

» [News Release](#)

The Grand Prix Award at the Nikkei SDGs Management Grand Prix

Konica Minolta, Inc. won the Grand Prix award at the first Nikkei SDGs Management Survey conducted by Nikkei Inc. (December, 2019)

» [News release](#)

Good Career Company Awards 2018 Presented by Japan's Minister of Health, Labour and Welfare Prize

Konica Minolta, Inc. won the Grand Prize in the Good Career Company Awards 2018 —Japan's Minister of Health, Labour and Welfare Prize, and was recognized as a company that can serve as a model for other companies with regard to supporting employees' self-directed career formation.

NIKKEI Smart Work Awards 2018



Awards 2018 Grand Prize

Konica Minolta won the Grand Prize in NIKKEI Smart Work Awards 2018 (January 2018)

» [News Release](#)

2016 Health & Productivity Stock Selection program

As part of the 2016 Health & Productivity Stock Selection program promoted jointly by the Ministry of Economy, Trade and Industry and the Tokyo Stock Exchange, Konica Minolta, Inc. was selected as an outstanding company. (January, 2016)

The 10th Quality Management Level Research

Konica Minolta, Inc. was ranked first place in the tenth Quality Management Level Research by the Union of Japanese Scientists and Engineers. (November, 2018)

» [News Release](#)

The 8th Quality Management Level Research

Konica Minolta, Inc. was ranked first place in the eighth Quality Management Level Research by the Union of Japanese Scientists and Engineers. (November, 2014)

» [News Release](#)

iF Product Design Award 2013



product design award

2013

Konica Minolta's color MFP (multi-functional peripheral) bizhub C554 series won a German iF Product Design Award 2013 in February 2013.

» [iF - International Forum Design Hannover](#)

Telework Promotion Awards

Konica Minolta received a Telework Promotion Award presented by the Japan Telework Association. (January, 2011)

Kurumin certification for efforts to foster the next-generation

Konica Minolta Business Technologies, Inc., and the Konica Minolta Technology Center, Inc., obtained *Kurumin* certification from the Japanese Ministry of Health, Labour and Welfare for efforts in helping to foster the next generation. (May 2007)

Good Design Award (Universal Design)

Konica Minolta's bizhub C650/C550/C451 and bizhub C353/C253/C203 color MFPs, as well as the next-generation multi-unit REGIUS Unitea clinical system, received Japan's Good Design Award in fiscal 2007. (October 2007)

Contents	Message from the CEO	Message from Corporate Vice President	Basic Approach and Systems for Sustainability Management	Sustainability Strategy	Material Issues	Activity Report		
						Environment	Social	Governance
Evaluation by External Parties	Stakeholder Engagement	Participation in Initiative	ESG Data	List of Policies	External Assurance	Guidelines Index	Reporting Policy	

Recognition for CSR activities at Konica Minolta group companies in China

■Magnolia Award

The former CEO of Konica Minolta (China) Investment Ltd., a Chinese management company, received the Magnolia Award from the Shanghai government, and he was recognized as an honorary citizen of the city. (October 2009)

■China Award for Outstanding Business Credibility

Konica Minolta (China) Investment Ltd., a Chinese management company, received the 2008 China Award for Outstanding Business Credibility from the China Enterprise Confederation/China Enterprise Directors Association (CEC/CEDA). This award is given to companies that are highly regarded in Chinese society for their aspirational management philosophy and outstanding management system, as well as their reliable business activities and proactive social responsibility. (February 2009)

■Dalian Hope Process Contribution Award

Konica Minolta Opto (Dalian) Co., Ltd., a production company in China, has been recognized for its contributions to the Hope Process, a program to help Chinese children attend school. It received the Dalian Hope Process Contribution Award from the Dalian Committee of the Communist Youth League, the Dalian Youth Development Foundation, and the Dalian Hope Process Office. (March 2008)

■Company with Reliable Labor Guarantees

Konica Minolta Business Technologies (Wuxi) Co., Ltd., a production company in China, has received recognition for its efforts to develop good labor-management relations and for respecting employees. The company has been recognized as a Jiangsu Model Company with Harmonious Labor Relations by the Jiangsu Harmonized Labor Relations Tripartite Committee. It has also been named a Wuxi Leading Company with Harmonious Labor Relations by the Wuxi Leading Group for Building Companies with Harmonious Labor Relations, and has been called a Company with Reliable Labor Guarantees by the Wuxi Municipal Bureau of Labor and Social Security. (December 2007)

■Magnolia Award

The CEO of Konica Minolta (China) Investment Ltd., a Chinese management company, received the Magnolia Award from the Shanghai government. (September 2007)

Stakeholder Engagement

Basic Concept

Konica Minolta believes that dialogue with diverse stakeholders including customers, employees, the local and global communities, business partners, shareholders and investors is essential to create both social and business value. Therefore, each division in charge engages in daily dialogue, and the company also proactively creates opportunities for communication, including at the executive level, while disclosing information using various communication tools to help people understand Konica Minolta's approach. The opinions acquired from conversations with stakeholders are reviewed and urgent concerns are reported to management, facilitating improvements in management, products and services.



Stakeholder Engagement Activities

[Customers](#)
[Employees](#)
[Local and global communities](#)
[Business partners](#)
[Shareholders and investors](#)

Customers

Konica Minolta does business around the world. The major customers of Konica Minolta's main business operations are corporations, government agencies, and hospitals.

Tools and Opportunities for Communication	Main Issues	Incorporation of Feedback into Management, Products and Services
<ul style="list-style-type: none"> ● Providing customer service via websites and call centers ● Providing product information via websites and newsletters ● Conducting customer satisfaction surveys ● Exchanging information via visits to customers ● Exchanging information at showrooms and trade shows ● Holding seminars 	<ul style="list-style-type: none"> ● Increasing customer satisfaction by providing top-tier quality and reliability from the customer's perspective 	<ul style="list-style-type: none"> ● Improving product and service quality based on results of customer satisfaction surveys ● Solving customers' issues

Employees

Konica Minolta employs 40,979 people worldwide. Of those, 26% are in Japan, 25% are in Europe, 20% are in the U.S., and 29% are in China and elsewhere in Asia and other locations. (Figures are based on total regular employees of consolidated companies, as of March , 2021.)

Tools and Opportunities for Communication	Main Issues	Incorporation of Feedback into Management, Products and Services
<ul style="list-style-type: none"> ● Interactive intranet ● Group journal ● Employee engagement survey ● Dialogue with labor unions ● Internal help line systems ● Discussion during inspection tours of production sites by senior staff ● Video messages from the CEO 	<ul style="list-style-type: none"> ● Enhancing human capital—the source of value creation—based on health management ● Enhancing human capital so that individuals thrive by fostering a culture that increases productivity, creativity, and job satisfaction 	<ul style="list-style-type: none"> ● Establishing environments that spark innovation to create value ● Implementing various human resources development programs ● Improving lifestyle habits by presenting future disease risk for each individual

Local and global communities

Throughout its global operations, Konica Minolta acts as a responsible member of every community where it operates.

Tools and Opportunities for Communication	Main Issues	Incorporation of Feedback into Management, Products and Services
<ul style="list-style-type: none"> ● Activities that contribute to local communities ● Community briefings and invitational events ● Sending speakers to lectures and places of education ● Industry group activities ● Environmental reports and websites ● Global public relations activities through international publications and websites 	<ul style="list-style-type: none"> ● Communicating with local communities and disclosing corporate information in a timely and fair manner ● Existing in harmony with local communities ● Developing the next generation of employees 	<ul style="list-style-type: none"> ● Enhancing information disclosed in a timely manner via international publications and websites ● Planning activities that contribute to local communities

Business partners

Konica Minolta procures raw materials, parts and components from many suppliers for each of the Group's businesses. The majority of these suppliers are located in Japan, China, and elsewhere in Asia.

Tools and Opportunities for Communication	Main Issues	Incorporation of Feedback into Management, Products and Services
<ul style="list-style-type: none"> ● Holding suppliers' meetings ● Procurement Collaboration System ● Conducting CSR surveys (self-assessment questionnaires) ● Visiting suppliers to exchange information 	<ul style="list-style-type: none"> ● Co-creation of shared value by business partners, customers, and Konica Minolta ● CSR in the supply chain 	<ul style="list-style-type: none"> ● Strengthening relationships by sharing information with business partners

Shareholders and investors

Since Konica Minolta, Inc. has relatively high ownership by institutional and foreign shareholders, the company is expected to proactively take part in IR initiatives on a global basis.

See [Communication with Shareholders and Investors](#) for basic concept and implementation status of the communication.

Tools and Opportunities for Communication	Main Issues	Incorporation of Feedback into Management, Products and Services
<ul style="list-style-type: none"> ● Shareholders' meetings ● Briefings for investors ● Visits to investors ● Briefings for business analysts and institutional investors ● Integrated reports ● IR website 	<ul style="list-style-type: none"> ● Sustainable growth and increasing corporate value through constructive dialogue 	<ul style="list-style-type: none"> ● Increasing management quality through constructive dialogue with shareholders and investors

Participation in Initiative

Global

Endorsement of the United Nations Global Compact

In December 2008, Konica Minolta signed the United Nations Global Compact and became a member of the Global Compact Japan Network. The Global Compact identifies ten universal principles in the four areas of human rights, labor, the environment, and anti-corruption, and requires companies around the world to continue their efforts to realize these principles.

- › [The Ten Principles of the UN Global Compact](#) 
- › [The United Nations Global Compact Website](#) 
- › [UN Global Compact Content Index](#)



Response to Task Force on Climate-related Financial Disclosures (TCFD)

Konica Minolta believes that accurately assessing the risks and opportunities related to climate in its business operations and actively disclosing information to investors and a wide range of other stakeholders is essential for a company capable of sustainable growth. In light of this, Konica Minolta agreed to support the final report “[Recommendations of the Task Force on Climate-related Financial Disclosures](#)” of the Task Force on Climate-related Financial Disclosures (TCFD), established by the G20 Financial Stability Board (FSB).

The Group discloses its climate change initiatives using the TCFD framework, and regularly holds dialogues with investors and other stakeholders at TCFD Consortium Roundtables conducted by the [TCFD Consortium](#), of which the Group has been an original member since its inception in 2019.



Participation in RE100, Which Aims to Run Businesses with 100% Renewable Energy

Konica Minolta joined RE100, a global leadership initiative that brings together businesses committed to sourcing 100% renewable energy for their operations.

Konica Minolta aims to procure 100% of the power used in its own business activities from renewable energy sources by 2050. By doing so, Konica Minolta will accelerate its efforts to achieve Eco Vision 2050 while also helping to reduce global CO₂ emissions by expanding the use of renewable energy. As a medium-term step toward achievement of its long-term goal, Konica Minolta set a target of sourcing renewable energy for 30% of its energy use by 2030. The Group will start reviewing its power procurement contracts one by one at production sites and sales sites, starting with countries and regions where renewable energy power is relatively widespread, and switch over to renewable energy, beginning with those sites where it is possible. For fiscal 2022, Konica Minolta set a target of using renewable energy for 10% or more of its energy.

Going forward, Konica Minolta will continue to look for the most suitable methods for each region worldwide and will step up efforts to expand the procurement of renewable power.



For more details:

- › [Participation in RE100, Which Aims to Run Businesses with 100% Renewable Energy on Saving Energy and Preventing Global Warming in Production Operations, Sustainable Factory \(Production Initiatives\)](#)
- › [Adoption of Renewable Energy on Reducing Environmental Impact in Sales Activities, Sustainable Marketing](#)

CO₂ Reduction Target Approved by the SBT Initiative

Konica Minolta backcasted from Eco Vision 2050 to set a medium-term goal for the year 2030, to reduce CO₂ emissions throughout the product lifecycle by 60% from fiscal 2005 levels.

The goal was approved by the international SBT Initiative* as a target with a scientific basis.

* SBT Initiative: Jointly established in 2015 by CDP (formerly the Carbon Disclosure Project), the United Nations Global Compact, the World Resources Institute (WRI), and the World Wide Fund for Nature (WWF). The SBT Initiative's aim is to promote the achievement of science-based targets (SBTs) for greenhouse gas emissions reduction, in order to keep the increase in global average temperature to well below 2°C above pre-industrial levels.



Responsible Business Alliance (RBA)

Konica Minolta joined the RBA in October 2013 and has been acting as a member to strengthen its CSR procurement in the supply chain.

The RBA, which is made up of companies, including the world's leading electronics manufacturers and their major suppliers, works to improve worker rights (human rights and working conditions), ethics, health, and safety in the supply chain.



- › [Konica Minolta Joins "Electronic Industry Citizenship Coalition"](#)
- › [RBA](#)

Responsible Minerals Initiative : RMI

Konica Minolta promotes programs on responsible mineral procurement in cooperation with external organizations.

Konica Minolta is a member of RMI, which leads global initiatives on responsible mineral procurement. RMI's Responsible Minerals Reporting Template is adopted worldwide. RMI also operates a program that certifies which smelters or refiners are conflict-free, and it operates other activities designed to promote a responsible supply chain for mineral procurement.

In Japan, Konica Minolta participates in JEITA's Responsible Minerals Trade Working Group. This working group promotes programs on responsible mineral procurement among IT and electronics companies in Japan.



Publication of advocacy articles

Konica Minolta shares information on its cutting-edge environmental initiatives, such as its climate change response, with the world at summits and important international conferences.

Past advocacy articles

- 📄 [June 2015, G7 in Schloss Elmau, Germany](#)
- 📄 [November 2015, COP21 in Paris, France](#)
- 📄 [May 2016, G7 in Ise-Shima, Japan](#)
- 📄 [November 2016, COP22 in Marrakesh, Morocco](#)
- 📄 [May 2017, G7 in Taormina, Italy](#)




Japan

Participation in Japan Climate Initiative to Achieve Paris Agreement

The Japan Climate Initiative (JCI) is a platform in which companies, local governments, NGOs, and other organizations participate with the aim of achieving a decarbonized society. Konica Minolta joined as an initial member when the JCI was established in July 2018. At JCI's Japan Climate Action Summit 2019, the officer responsible for environment, participated in a panel discussion, speaking as a person on the frontlines of corporate efforts to achieve a carbon-free society. He described how Konica Minolta is helping to build a decarbonized society as part of its goal of achieving "Carbon Minus" status worldwide. He explained that the Group is working with society and customers to reduce CO₂ emissions for society by an amount greater than the emissions directly related to the Company's products and operations (Scope 1, 2 and 3 emissions).

In 2021, Konica Minolta presented a message through JCI asking the Japanese government to commit to the ambitious 2030 targets sought by the Paris Agreement, and to accelerate the introduction of renewable energy.

<JCI message>

- ▶ [The Japanese government to raise its renewable energy share to 40-50% in its 2030 electricity mix](#) 
- ▶ [JCI Comment on Japan's new GHG target by 2030](#) 
- ▶ [Now is the time to accelerate renewable energy deployment](#) 

As one of a diverse group of non-state actors, Konica Minolta promises to put itself at the forefront of global endeavors to achieve the decarbonized society sought by the Paris Agreement.



Participation in the Electrical and Electronics Industries' "Carbon Neutrality Action Plan"

Konica Minolta is participating in the Carbon Neutrality Action Plan, an industry-wide effort to reduce global warming promoted by the Liaison Group of Japanese Electrical and Electronics Industries for Global Warming. In fiscal 2021, as Phase 2 of the Action Plan, a new challenge target was set to reduce CO₂ emissions by about 46% from the fiscal 2013 level by 2030. To achieve this goal, we are working on reduction activities as a member company.

- ▶ [Electrical and Electronics Industries' "Carbon Neutrality Action Plan"](#) 

Participating in the "Challenge Zero" Initiative of Japan Business Federation (Nippon Keidanren)

Konica Minolta endorses Nippon Keidanren's Declaration on "Challenge Zero."* The Group participates by sharing specific information on how it is innovating to meet ambitious goals that will contribute to a carbon-free Japan. By actively striving to develop net-zero emissions technology and generating an upward spiral of environmental protection and business growth, the Group aims to help achieve Keidanren's "Society 5.0 for SDGs" initiative, which aims to solve social issues through innovation.

* Challenge Zero (Challenge Net Zero Carbon Innovation):

A new initiative launched in June 2020 by the Japan Business Federation (Keidanren), in collaboration with the Japanese government. It aims to proactively publicize and support innovative action taken by companies and organizations to help build the decarbonized society which is the long-term goal of the Paris Agreement (the international framework on climate change).

 [Challenge Zero website](#)



Contents	Message from the CEO	Message from Corporate Vice President	Basic Approach and Systems for Sustainability Management	Sustainability Strategy	Material Issues	Activity Report		
						Environment	Social	Governance
Evaluation by External Parties	Stakeholder Engagement	Participation in Initiative	ESG Data	List of Policies	External Assurance	Guidelines Index	Reporting Policy	

Achieving Net-Zero Plastic-Related CO₂ Emissions in Multi-functional peripherals with Material Technologies That Use Biomass-Derived and Waste Resources

Konica Minolta aims to achieve net-zero plastic-related CO₂ emissions from its Multi-functional peripherals (MFPs) by developing even more advanced technologies for recycling waste materials as high-performance materials. The use of biomass-derived materials and waste materials to create high-performance materials for MFPs and other devices generally faces an uphill climb: performance is typically lower and ensuring consistent product quality is more difficult than when using virgin materials made from petroleum. The company's technologies make it possible to utilize biomass-derived materials instead of the petroleum-based materials typically used in MFPs and consumables such as toner. Konica Minolta is developing new types of plastics that solve these problems, leveraging its years of experience with original material and molding technologies, and combining material development, material selection and processing technology.

Practical application of these technologies will go beyond the MFPs Konica Minolta sells. The company will also provide them via its Environmental Digital Platform, sharing them with various companies, expanding the circle of cooperation globally, and dramatically increasing the effect.

Participation in Japan Partnership for Circular Economy (J4CE)

In April 2021, Konica Minolta joined the Japan Partnership for Circular Economy (J4CE),* which was established by the Ministry of the Environment, Ministry of Economy, Trade and Industry and the Japan Business Federation. Konica Minolta is pursuing open innovation that transcends corporate and industrial boundaries, and fostering social implementation of a circular economy by publicly declaring its commitment to ambitious challenges that will bring society closer to a cyclical economy.

* Japan for Circular Economy (J4CE) is a platform for a decarbonized, decentralized society and circular economy established in March 2021 in a collaboration between the Ministry of the Environment, Ministry of the Economy, Trade and Industry and the Japan Business Federation.



 [Japan Partnership for Circular Economy \(J4CE\)](#)

Endorsement of the Initiative on Declaration of Biodiversity by Keidanren

Konica Minolta supports the Initiative on Declaration of Biodiversity by Keidanren, established by the Keidanren and the Keidanren Committee on Nature Conservation. With the aim of realizing a sustainable society, the Company is promoting efforts to address the seven items that comprise the Declaration of Biodiversity by Keidanren and Action Policy (Revised Edition).

 [Keidanren Initiative for Biodiversity Conversation](#)

Contents	Message from the CEO	Message from Corporate Vice President	Basic Approach and Systems for Sustainability Management	Sustainability Strategy	Material Issues	Activity Report		
						Environment	Social	Governance
Evaluation by External Parties	Stakeholder Engagement	Participation in Initiative	ESG Data	List of Policies	External Assurance	Guidelines Index	Reporting Policy	

ESG Data

This section collects and reports on a variety of sustainability-related data published on our website and past corporate reports. Environmental (E), Social (S) and Governance (G) data, which is summarized over time for easy comparison, is provided in Excel format.

- › Environmental Data
- › Social Data
- › Governance Data

Important data is assured by KPMG AZSA Sustainability Co., Ltd. For more information on third-party assurance, [please click here.](#)

環境データ2022 Environmental Data 2022

2022年8月26日更新 Updated August 26, 2022

各表下に記載のない限り、算定基準は以下に従っています。

[環境データ算定基準](#)

[Standards for Calculating Environmental Data](#)

☆ 当該情報は各年度に第三者保証を受けました。詳細は各年度のCSRレポート、ウェブサイトまたは環境データを参照ください。

☆ The figures for each year have been assured by a third party respectively. For more detail, please refer to the CSR report, the website or the Environmental Data in each year.

注：数値については四捨五入しているため、合計が合わない場合があります。

Note: Figures may not add up to totals due to rounding.

事業活動にともなう環境負荷の全体像 Overall View of Environmental Impacts Resulting from Business Activities

		単位 Unit	FY2015	FY2016	FY2017	FY2018	FY2019	FY2020	FY2021
INPUT									
調達 Procurement									
資源 Resources	石油由来資源投入量 Petroleum-based resources	千t kt	48.2	49.1	49.5	52.4	50.8	39.0	34.5
	非石油由来資源投入量 Non-petroleum-based resources	千t kt	61.3	62.4	65.9	70.7	67.4	49.8	41.9
生産・研究開発 Production/ Research and Development									
エネルギー Energy	電力☆ Electricity☆	百万kWh Million kWh	388	376	315	309	300	283	294
	うち再生可能エネルギー由来電力† Of which, renewable electricity †	百万kWh Million kWh				4.7	14.3	19.7	23.4
	うち購入量 Of which, amount of purchased	百万kWh Million kWh				2.1	12.2	16.0	19.3
	化石燃料☆ Fossil fuels☆	TJ	2,349	2,258	2,464	2,426	2,380	2,323	2,396
水 Water	取水量☆ Total water withdrawal☆	千m ³ Thousand m ³	3,543	3,542	3,346	3,496	3,184	2,889	2,686
	循環水使用量 Water recycled/reused	千m ³ Thousand m ³	43.1	12.1	14.2	16.0	45.5	46.1	45.6
資源 Resources	内部リサイクル量 Amount of recycled internally	千t kt	4.6	4.8	5.2	5.8	5.6	6.1	6.7
物流 Distribution									
エネルギー Energy	化石燃料☆ Fossil fuels☆	TJ	377.1	444.6	390.2	364.5	476.9	312.4	572.4
資源 Resources	包装材料使用量 Packaging materials usage	千t kt	23.8	27.8	26.1	26.0	24.3	23.4	20.4
販売・サービス Sales and service									
エネルギー Energy	電力☆ Electricity☆	百万kWh Million kWh	68.1	72.1	77.2	87.5	79.7	69.0	77.2
	うち再生可能エネルギー由来電力† Of which, renewable electricity †	百万kWh Million kWh					6.0	8.1	13.3
	うち購入量 Of which, amount of purchased	百万kWh Million kWh					5.3	7.4	12.7
	化石燃料<オフィス>☆ Fossil fuels (offices)☆	TJ	66.2	83.2	76.5	61.1	83.8	78.7	69.8
	化石燃料<車両>☆ Fossil fuels (vehicles)☆	TJ	710.2	690.8	739.0	697.3	667.6	426.1	489.6
水 Water	取水量 Total water withdrawal	千m ³ Thousand m ³	296	302	327	337	308	312	294
使用 Usage									
エネルギー Energy	電力☆ Electricity☆	百万kWh Million kWh	514.5	467.5	438.0	420.9	393.6	392.9	357.2
回収 Recovery									
資源 Resources	製品回収量 Product recovery	千t kt	16.1	15.2	16.8	17.9	14.2	13.6	11.2
OUTPUT									
調達 Procurement									
大気 Atmosphere	CO ₂ 排出量☆ CO ₂ emissions☆	千t-CO ₂ kt-CO ₂	403.6	395.2	416.8	437.0	415.8	295.0	247.1
生産・研究開発 Production/ Research and Development									
大気 Atmosphere	CO ₂ 排出量☆ CO ₂ emissions☆	千t-CO ₂ kt-CO ₂	306.9	298.2	281.8	272.6	257.3	241.9	252.2 ^{※1}
	SOx	t	0	0	0	0	0	0	0
	NOx	t	79.7	52.7	71.1	77.2	98.9	56.8	83.1
	ばいじん Dust and soot	t	1.7	0.6	0.5	0.4	0.4	0.6	0.8
排水 Discharged water	排水量 Total water discharged	千m ³ Thousand m ³	3,082	3,096	2,710	2,922	2,857	2,546	2,380
	COD	t	1.1	0.09	0.6	0.6	0.1	0.2	0.05
	リン Phosphorous	t	0.6	0.02	0.02	0.1	0.01	0.01	0
	窒素 Nitrogen	t	3.2	1.6	1.8	2.8	0.7	1.7	0.5
廃棄物 Waste	総排出物量 Total waste volume	千t kt	20.1	19.6	20.1	22.6	19.9	19.1	21.0 ^{※2}
	内部減量化量 Waste reduced internally	千t kt		0.4	0.6	0.4	0	0	0
	外部排出物量☆ Waste discharged externally☆	千t kt	15.5	14.5	14.4	16.3	14.2	13.1	14.3 ^{※2}
	再資源化量※3† Amount recycled ³ †	千t kt	15.2	19.0	19.3	21.9	19.7	18.9	20.7 ^{※2}
	最終処分量† Final disposal†	t	46.2	70.8	128.8	57.0	6.3	10.0	10.4
化学物質 Chemical substances	VOC(揮発性有機化合物)大気排出量☆ Atmospheric emissions of VOCs☆	t	224	199	197	197	215	158	177

物流 Distribution										
大気 Atmosphere	CO ₂ 排出量☆ CO ₂ emissions☆	千t-CO ₂ kt-CO ₂	27.3	32.1	28.3	26.4	34.4	22.6	40.9	
販売・サービス Sales and service										
大気 Atmosphere	CO ₂ 排出量<オフィス>☆ CO ₂ emissions (offices)☆	千t-CO ₂ kt-CO ₂	36.7	39.0	41.7	46.8	41.6	35.5	37.4	
	CO ₂ 排出量<車両>☆ CO ₂ emissions (vehicles)☆	千t-CO ₂ kt-CO ₂	48.0	46.7	50.0	47.2	45.2	28.8	33.2	
廃棄物 Waste	外部排出物量 Waste discharged externally	千t kt	3.2	3.3	3.6	3.7	3.4	3.4	3.2	
	再資源化量 Amount recycled	千t kt	1.4	1.4	1.5	1.6	1.5	1.5	1.4	
	最終処分量 Final disposal	t	98.1	100.2	108.4	111.5	102.0	103.3	97.4	
使用 Usage										
大気 Atmosphere	CO ₂ 排出量☆ CO ₂ emissions☆	千t-CO ₂ kt-CO ₂	258.3	234.7	219.9	211.3	197.6	197.2	179.3	
回収 Recovery										
資源(製品回収) Resources (product recovery)	製品回収再資源化量 Product recovered and recycled	千t kt	16.0	15.0	16.6	17.7	14.1	13.4	11.1	

☆† 2021年度の実績値について第三者保証を受けています。

The figures for FY2021 marked with ☆ and † have been assured by a third-party assurance provider.

※1 温室効果ガスの算定対象は地球温暖化対策推進法に規定される3,000t-CO₂を超えるものとしています。2021年度は生産拠点においてSF₆の排出が一時的に3,000t-CO₂を超えたためこれを算定対象に含め、生産・研究開発のCO₂排出量に加算しました。

*1 In accordance with Japan's Act on Promotion of Global Warming Countermeasures, the scope of this calculation is greenhouse gases exceeding 3,000 t-CO₂. In fiscal 2021, SF₆ was included in the calculation and added to CO₂ emissions from production and R&D, since SF₆ emissions at production sites temporarily exceeded 3,000 t-CO₂.

※2 2021年度はコニカミノルタサプライズ辰野工場の事故に関連する臨時排出物 915トンを含んでいます。

*2 Figures for fiscal 2021 include 915 tons of temporary emissions related to the accident at the Konica Minolta Supplies Manufacturing Co., Ltd. Tatsuno Plant.

※3 再資源化量：対象範囲は全世界の生産拠点および研究開発拠点です。再資源化重量（内部リサイクル量+外部リサイクル量）の合計です。

内部リサイクル量：生産工程から発生する排出物のうち、コニカミノルタの拠点外に排出されず原料として再投入される量

外部リサイクル量：外部排出物量のうち、コニカミノルタの拠点外に排出されたのちリサイクルされる量

*3 Amount recycled: Coverage includes production sites and R&D sites worldwide. The amount recycled is the total of the weight of recycled materials (internally recycled amount + externally recycled amount).

Internally recycled amount: Amount of waste from production processes that is not discharged outside Konica Minolta sites and is re-inputed as raw material

Externally recycled amount: Amount of waste that is recycled after being discharged outside Konica Minolta sites

CDPによる評価 Evaluation by CDP

	FY2015	FY2016	FY2017	FY2018	FY2019	FY2020	FY2021
気候変動 Climate change		A	A	A-	A-	A	A
サプライヤーエンゲージメント Supplier engagement				A	A-	A	A

Contents	Message from the CEO	Message from Corporate Vice President	Basic Approach and Systems for Sustainability Management	Sustainability Strategy	Material Issues	Activity Report		
						Environment	Social	Governance
Evaluation by External Parties	Stakeholder Engagement	Participation in Initiative	ESG Data	List of Policies	External Assurance	Guidelines Index		Reporting Policy

エネルギー・CO₂ Energy/CO₂

サプライチェーンCO₂排出量 CO₂ Emissions in the Supply Chain

(単位 unit : t-CO₂)

		概要 Overview	FY2015	FY2016	FY2017	FY2018	FY2019	FY2020	FY2021
サプライチェーンCO ₂ 排出量 総計 Total CO ₂ emissions in the supply chain			1,421,835	1,342,630	1,339,459	1,391,055	1,320,950	1,130,727	1,081,701
スコープ1 Scope 1	Scope 1 合計☆ Total Scope 1 ☆		167,360	162,195	175,266	169,835	166,845	147,379	158,938
	生産・研究開発 Production / R&D		116,525	111,899	122,120	120,324	118,166	115,270	122,918
	販売・サービス Sales and service		50,835	50,297	53,146	49,511	48,680	32,109	36,020
スコープ2 Scope 2	Scope 2 合計☆ Total Scope 2 ☆		224,298	221,665	198,174	196,742	177,200	158,890	163,846
	生産・研究開発 Production / R&D		190,370	186,253	159,647	152,319	139,090	126,604	129,273
	販売・サービス Sales and service		33,928	35,412	38,527	44,423	38,110	32,286	34,573
スコープ3 ※ Scope 3 *	Scope 3 合計 Total Scope 3		1,030,177	958,769	966,018	1,024,478	976,905	824,458	758,918
	カテゴリ1 ☆ Category 1 ☆	購入した物品、サービス Purchased goods and services	403,562	395,235	416,845	437,036	415,783	295,044	247,088
	カテゴリ2 Category 2	資本財 Capital goods	128,356	95,023	94,428	128,100	123,952	140,788	103,497
	カテゴリ3 Category 3	燃料およびエネルギー関連活動 Fuel- and energy-related activities	7,381	11,196	12,227	12,062	10,355	10,355	9,696
	カテゴリ4 Category 4	輸送・流通（上流） Upstream transportation and distribution	43,916	48,430	46,716	45,350	53,067	41,317	58,006
	カテゴリ5 Category 5	事業から発生する廃棄物 Waste generated in operations	19,786	13,651	13,982	26,276	15,306	16,183	14,130
	カテゴリ6 Category 6	出張 Business travel	27,312	23,187	23,022	24,153	22,090	4,853	5,889
	カテゴリ7 Category 7	従業員の通勤 Employee commuting	13,931	13,003	12,133	11,798	11,629	5,322	6,357
	カテゴリ8 Category 8	リース資産（上流） Upstream leased assets	423	776	776	624	497	497	497
	カテゴリ9 Category 9	輸送・流通（下流） Downstream transportation and distribution	14,086	15,418	13,825	13,532	16,894	12,373	26,585
	カテゴリ10 Category 10	販売した製品の加工 Processing of sold products	44,216	37,483	41,237	55,665	55,110	50,455	60,016
	カテゴリ11 ☆ Category 11 ☆	販売した製品の使用 Use of sold products	258,259	234,705	219,868	211,282	197,599	197,213	179,334
	カテゴリ12 Category 12	販売した製品の廃棄 End-of-life treatment of sold products	64,507	62,999	63,771	55,722	52,310	48,066	46,168
	カテゴリ13 Category 13	リース資産（下流） Downstream leased assets	-	3,861	3,790	0	0	0	0
	カテゴリ14 Category 14	フランチャイズ Franchises	1,095	1,045	956	553	594	457	603
カテゴリ15 Category 15	投資 Investments	3,346	2,756	2,443	2,326	1,718	1,534	1,050	

※スコープ3におけるCO₂排出量 算定方法

*Method of Calculation in Each Category of Scope 3 Emissions

製品ライフサイクルCO₂排出量☆ Product Lifecycle CO₂ Emissions☆

	単位 Unit	FY2015	FY2016	FY2017	FY2018	FY2019	FY2020	FY2021
製品ライフサイクルCO ₂ 排出量総計 Total Product lifecycle CO ₂ emissions	千t-CO ₂ kt-CO ₂	1,081	1,046	1,038	1,041	992	821	790
調達 Procurement stage	千t-CO ₂ kt-CO ₂	404	395	417	437	416	295	247
生産 Production	千t-CO ₂ kt-CO ₂	307	298	282	273	257	242	252
物流 Distribution	千t-CO ₂ kt-CO ₂	27	32	28	26	34	23	41
販売・サービス（オフィス、車両） Sales and service (offices and vehicles)	千t-CO ₂ kt-CO ₂	85	86	92	94	87	64	71
製品使用 Product use	千t-CO ₂ kt-CO ₂	258	235	220	211	198	197	179

Contents	Message from the CEO	Message from Corporate Vice President	Basic Approach and Systems for Sustainability Management	Sustainability Strategy	Material Issues	Activity Report		
						Environment	Social	Governance
Evaluation by External Parties	Stakeholder Engagement	Participation in Initiative	ESG Data	List of Policies	External Assurance	Guidelines Index	Reporting Policy	

生産段階でのCO₂排出量☆ CO₂ Emissions at the Production Stage☆

	単位 Unit	FY2015	FY2016	FY2017	FY2018	FY2019	FY2020	FY2021
生産段階でのCO ₂ 排出量総計 CO ₂ emissions at the production stage	千t-CO ₂ kt-CO ₂	307	298	282	273	257	242	248
日本 Japan	千t-CO ₂ kt-CO ₂	246	234	218	216	212	203	211
アジア（日本を除く） Asia (excluding Japan)	千t-CO ₂ kt-CO ₂	59	62	62	54	44	37	36
北米・欧州 North America/Europe	千t-CO ₂ kt-CO ₂	1	2	2	2	2	2	2

注：集計範囲は全世界の生産拠点および研究開発拠点です。
Note: The scope of data covers all production and R&D sites worldwide.

生産段階でのCO₂排出量（原単位推移） CO₂ Emissions at the Production Stage (per unit of sales)

	単位 Unit	FY2015	FY2016	FY2017	FY2018	FY2019	FY2020	FY2021
原単位 Per unit of sales	t-CO ₂ /億円 t-CO ₂ /100 million yen	30	31	27	26	26	28	27

注：集計範囲は全世界の生産拠点および研究開発拠点です。
Note: The scope of data covers all production and R&D sites worldwide.

非再生可能エネルギーの消費量 Total Non-Renewable Energy Consumption

	単位 Unit	FY2015	FY2016	FY2017	FY2018	FY2019	FY2020	FY2021
非再生可能エネルギー消費量† Total non-renewable energy consumption †	MWh	1,323,847	1,290,350	1,303,180	1,277,815	1,229,191	1,110,007	1,155,088

† 2021年度の実績値について第三者保証を受けています。
The figures for FY2021 marked with † have been assured by a third-party assurance provider.

注：集計範囲は全世界の連結対象の全社です。
Note: The scope of data covers all consolidated companies worldwide.

再生可能エネルギーの利用状況 Status of Renewable Energy Use

	単位 Unit	FY2015	FY2016	FY2017	FY2018	FY2019	FY2020	FY2021
再生可能エネルギー由来電力使用量総計† Total electricity derived from renewable energy sources †	MWh	1,147	1,150	1,552	4,686	20,297	27,774	36,732
発電量※1 Generated volume ¹	MWh	137	134	127	26	26	26	25
購入量※1 Purchased volume ¹	MWh	1,011	1,016	1,425	4,660	20,272	27,748	36,707
電力使用量（コジェネ発電量含まず） Electricity use (not including cogeneration)	MWh	455,713	448,155	392,306	396,386	380,014	352,297	370,856
コジェネ発電量 Generated volume from cogeneration	MWh	9,051	13,515	30,669	71,321	72,222	69,023	68,084
電力使用量（コジェネ発電量含む） Electricity use (including cogeneration)	MWh	464,763	461,670	422,975	467,707	452,236	421,321	438,941
再生可能エネルギー利用率 ※2 Percentage of renewable energy use ²	%	0.2%	0.2%	0.3%	1.1%	5.3%	6.5%	8.3%

† 2021年度の実績値について第三者保証を受けています。
The figures for FY2021 marked with † have been assured by a third-party assurance provider.

注：集計範囲は全世界の連結対象の全社です。
Note: The scope of data covers all consolidated companies worldwide.

※1 GHGプロトコルの定義に従い、発電量・購入量の分類を見直しました。
*1: The classifications of electricity generated and purchased are reviewed according to GHG Protocol definitions.

※2：2015-2019年度は、コニカミノルタグループ全体の電力使用量（コジェネ発電量含まず）に占める再生可能エネルギー由来電力の比率。2020年度からは、コニカミノルタグループ全体の電力使用量に占める再生可能エネルギー由来電力の比率。数値は小数点以下第2位を切り捨てています。

*2: Ratio of electricity derived from renewable energy sources to the entire Konica Minolta Group's electricity use (not including cogeneration) for FY2015-FY2019; ratio of electricity derived from renewable energy sources to the entire Konica Minolta Group's electricity use from FY2020. Figures are rounded down to the second decimal place.

エネルギー使用量☆ Energy Use☆

	単位 Unit	FY2015	FY2016	FY2017	FY2018	FY2019	FY2020	FY2021
エネルギー使用量総計 Total energy use	TJ	6,144	5,942	5,551	5,448	5,318	5,095	5,269
日本 Japan ※	TJ	5,322	5,060	4,658	4,617	4,512	4,333	4,492
アジア（日本を除く） Asia (excluding Japan) ※	TJ	779	831	840	781	754	717	724
北米・欧州 North America/Europe	TJ	43	50	53	51	52	45	53

注：集計範囲は全世界の生産拠点および研究開発拠点です。
Note: The scope of data covers all production and R&D sites worldwide.

※ 集計の誤りがあったため2016-2020年度の数値を修正しました。
* Figures for fiscal 2016-2020 have been corrected due to an error in tabulation.

エネルギー使用量（原単位推移） Energy use (per unit of sales)

	単位 Unit	FY2015	FY2016	FY2017	FY2018	FY2019	FY2020	FY2021
原単位 Per unit of sales ※	TJ/億円 TJ/100 million yen	0.60	0.62	0.54	0.51	0.53	0.59	0.58

注：集計範囲は全世界の生産拠点および研究開発拠点です。
Note: The scope of data covers all production and R&D sites worldwide.

※ 集計の誤りがあったため2018-2020年度の数値を修正しました。
* Figures for fiscal 2018-2020 have been corrected due to an error in tabulation.

使用エネルギー内訳 Energy Use by Type

	単位 Unit	FY2015	FY2016	FY2017	FY2018	FY2019	FY2020	FY2021
使用エネルギー総計 Total energy used	TJ	6,144	5,942	5,551	5,448	5,318	5,095	5,269
電力 Electricity ※	TJ	3,795	3,684	3,088	3,022	2,939	2,772	2,872
都市ガス Utility gas	TJ	2,175	2,071	2,272	2,202	2,158	2,137	2,220
LNG	TJ	123	135	138	158	161	130	116
その他 Others	TJ	50	51	55	65	60	56	60

注：集計範囲は全世界の生産拠点および研究開発拠点です。
Note: The scope of data covers all production and R&D sites worldwide.

※ 電力は集計の誤りがあったため2016-2020年度の数値を修正しました。
* Figures for fiscal 2016-2020 have been corrected due to an error in tabulation.

Contents	Message from the CEO	Message from Corporate Vice President	Basic Approach and Systems for Sustainability Management	Sustainability Strategy	Material Issues	Activity Report		
						Environment	Social	Governance
Evaluation by External Parties	Stakeholder Engagement	Participation in Initiative	ESG Data	List of Policies	External Assurance	Guidelines Index	Reporting Policy	

資源 Resources

資源投入 Input of Resources

	単位 Unit	FY2015	FY2016	FY2017	FY2018	FY2019	FY2020	FY2021
石油由来資源 投入量 Petroleum-based resources input	千t kt	48.2	49.1	49.5	52.4	50.8	39.0	34.5
非石油由来資源 投入量 Nonpetroleum-based resources input	千t kt	61.3	62.4	65.9	70.7	67.4	49.8	41.9
内部リサイクル量 Internal recycling	千t kt	4.6	4.8	5.2	5.8	5.6	6.1	6.7
包装材料使用量 Packaging materials used	千t kt	23.8	27.8	26.1	26.0	24.3	23.4	20.4

注：集計範囲はコニカミノルタが製造・販売する、情報機器および消耗品、機能材料、光学コンポーネント、ヘルスケア製品です。

Note: The scope of the aggregate include products and consumables of Business Technologies, and products of Performance Materials, Optical components and Healthcare business.

廃棄物 Waste

	単位 Unit	FY2015	FY2016	FY2017	FY2018	FY2019	FY2020	FY2021
再資源化量 Total waste recycled	t	21,221	20,397	20,826	23,455	21,148	20,357	22,133
排出物総処分量 Total waste disposed	t	18,741	17,809	17,944	20,033	17,598	16,483	17,496
最終処分量 Total waste landfilled	t	144	171	237	168	108	113	108

注：集計範囲は全世界の連結対象の全社です。

Note: The scope of data covers all consolidated companies worldwide.

生産活動からの排出物量 Waste from production activities

	単位 Unit	FY2015	FY2016	FY2017	FY2018	FY2019	FY2020	FY2021
総排出物量総計 Total waste volume	t	20,139	19,603	20,077	22,585	19,851	19,121	20,981
日本 Japan	t	14,337	14,084	15,008	17,758	15,779	16,093	18,191
アジア（日本を除く） Asia (excluding Japan)	t	5,330	4,976	4,411	4,138	3,319	2,559	2,361
北米・欧州 North America/Europe	t	472	543	658	690	754	469	429
外部排出物量総計☆ Waste discharged externally☆	t	15,499	14,497	14,360	16,346	14,225	13,066	14,275
日本 Japan	t	9,839	9,088	9,418	11,618	10,231	10,107	11,587
アジア（日本を除く） Asia (excluding Japan)	t	5,188	4,866	4,284	4,039	3,241	2,490	2,259
北米・欧州 North America/Europe	t	472	543	658	690	754	469	429
外部排出物量（原単位推移） Waste discharged externally (per unit of sales)	t/億円 t/100 million yen	1.5	1.5	1.4	1.5	1.4	1.5	1.6
再資源化量（内部リサイクル量+外部リサイクル量）総計† Total amount of recycled resources (internally and externally recycled) †	t	19,821	18,967	19,279	21,864	19,692	18,882	20,742
日本 Japan	t	14,063	13,583	14,207	17,018	15,548	15,790	17,958
アジア（日本を除く） Asia (excluding Japan)	t	5,286	4,854	4,409	4,156	3,390	2,623	2,356
北米・欧州 North America/Europe	t	472	529	662	690	754	470	429
最終処分量（埋立量）※ 総計† Total amount of final disposal (landfill waste)* †	t	46	71	129	57	6	10	10
日本 Japan	t	6	7	3	3	3	7	8
アジア（日本を除く） Asia (excluding Japan)	t	41	64	126	54	3	3	3
北米・欧州 North America/Europe	t	0	0	0	0	0	0	0
再資源化率 Percentage recycled or reused	%	98.4%	98.6%	98.8%	98.8%	99.2%	98.8%	98.9%
最終処分率 Percentage of final disposal	%	0.2%	0.4%	0.6%	0.3%	0.03%	0.05%	0.05%

注：集計範囲は全世界の生産拠点および研究開発拠点です。

Note: The scope of data covers all production and R&D sites worldwide.

† 2021年度の実績値について第三者保証を受けています。

The figures for FY2021 marked with † have been assured by a third-party assurance provider.

※直接埋立量と中間処理残渣埋立量の合計です。

*The figures are the sum of direct landfill and landfill of residual after intermediate treatment.

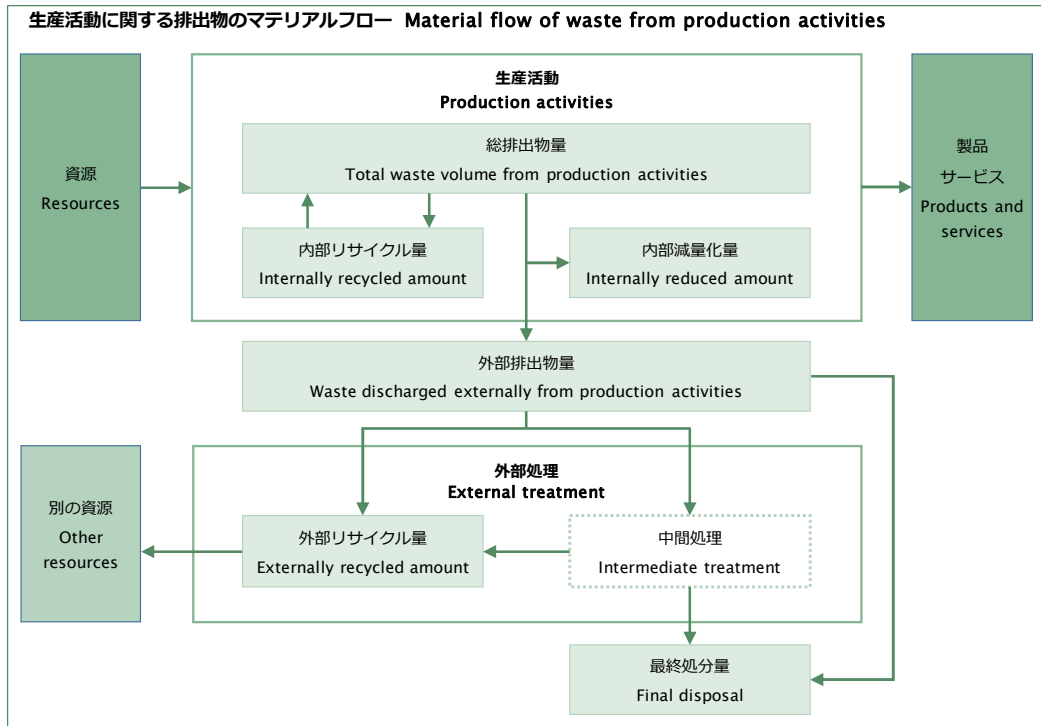
製品回収・リサイクル Product Recovery and Recycling

	単位 Unit	FY2015	FY2016	FY2017	FY2018	FY2019	FY2020	FY2021
製品回収量（全世界） Product recovery volume (worldwide)	千t kt	16.1	15.2	16.8	17.9	14.2	13.6	11.2
製品回収再資源化量（全世界） Recycling volume for recovered products (worldwide)	千t kt	16.0	15.0	16.6	17.7	14.1	13.4	11.1
製品回収再資源化率（全世界） Recycling ratio for recovered products (worldwide)	%	99.1%	98.8%	98.9%	99.4%	99.1%	99.2%	99.2%

注：集計範囲は情報機器事業の製品です（主要販売先）。

Note: The scope of the aggregate includes Business Technologies Business (major sales companies) products.

生産活動に関する排出物のマテリアルフローは下記を参照ください。
See the figure below for the material flow of waste from production activities.



Contents	Message from the CEO	Message from Corporate Vice President	Basic Approach and Systems for Sustainability Management	Sustainability Strategy	Material Issues	Activity Report		
						Environment	Social	Governance
Evaluation by External Parties	Stakeholder Engagement	Participation in Initiative	ESG Data	List of Policies	External Assurance	Guidelines Index	Reporting Policy	

水 Water

取水源別の取水量 Water Withdrawal by Source

	単位 Unit	FY2015	FY2016	FY2017	FY2018	FY2019	FY2020	FY2021
取水量総計※1 Total water withdrawal ¹	千m ³ Thousand m ³	3,839	3,845	3,673	3,833	3,492	3,201	2,980
上水 総計※1 Potable Water ¹	千m ³ Thousand m ³	1,621	1,636	1,726	1,743	1,588	1,488	1,441
上水 (生産) ※2 † Potable Water (production activity) ² †	千m ³ Thousand m ³	1,324	1,333	1,398	1,407	1,280	1,176	1,147
上水 (販売) ※3 Potable Water (sales activity) ³	千m ³ Thousand m ³	296	302	327	337	308	312	294
地下水※1 † Ground Water ¹ †	千m ³ Thousand m ³	2,218	2,209	1,947	2,089	1,904	1,714	1,539

† 2021年度の実績値について第三者保証を受けています。
The figures for FY2021 marked with † have been assured by a third-party assurance provider.

※1: 集計範囲は全世界の連結対象の全社です。
*1: The scope of data covers all consolidated companies worldwide.

※2: 集計範囲は全世界の生産拠点および研究開発拠点です。
*2: The scope of data covers all production and R&D sites worldwide.

※3: 集計範囲は全世界の連結対象の販売・サービス拠点です。取水量原単位に各拠点の人数を掛け推計しています。
*3: The scope of data covers all consolidated sales and service bases worldwide. Figures are estimated by multiplying the water withdrawal intensity by the number of people at each site.

注 2016年度から、工業用水も上水として計上しています。
Note: Industrial water is included in potable water since fiscal 2016.

取水量☆ Water Withdrawal☆

	単位 Unit	FY2015	FY2016	FY2017	FY2018	FY2019	FY2020	FY2021
取水量総計 (生産) ※1 Total water withdrawal (production activity) ²	千m ³ Thousand m ³	3,543	3,542	3,346	3,496	3,184	2,889	2,686
日本 Japan	千m ³ Thousand m ³	3,067	3,010	2,846	2,989	2,701	2,459	2,291
アジア (日本を除く) Asia (excluding Japan)	千m ³ Thousand m ³	474	530	497	503	481	429	393
北米・欧州 North America/Europe	千m ³ Thousand m ³	2	2	2	3	2	2	2

※1: 集計範囲は全世界の生産拠点および研究開発拠点です。
*1: The scope of data covers all production and R&D sites worldwide.

注 土壌・地下水対策用の揚水量を含みます。
Note: The figures include water used for soil and groundwater remediation.

取水量 (原単位推移) Total Water Withdrawal (per unit of sales)

	単位 Unit	FY2015	FY2016	FY2017	FY2018	FY2019	FY2020	FY2021
原単位 Per unit of sales	千m ³ /億円 Thousand m ³ /100 million yen	0.34	0.37	0.32	0.33	0.32	0.33	0.29

注: 集計範囲は全世界の生産拠点および研究開発拠点です。
Note: The scope of data covers all production and R&D sites worldwide.

計算式: 取水量総計(生産) ÷ グループ総売上高
Formula: Total water withdrawal (production) / Total group sales

循環水使用量 Recycled Water Usage

	単位 Unit	FY2015	FY2016	FY2017	FY2018	FY2019	FY2020	FY2021
循環水使用量総計 Total recycled water usage	千m ³ Thousand m ³	43.1	12.1	14.2	16.0	45.5	46.1	45.6
日本 Japan	千m ³ Thousand m ³	43.1	12.1	14.2	16.0	45.5	46.1	45.6
アジア (日本を除く) Asia (excluding Japan)	千m ³ Thousand m ³	0.0	0.0	0.0	0.0	0.0	0.0	0.0
北米・欧州 North America/Europe	千m ³ Thousand m ³	0.0	0.0	0.0	0.0	0.0	0.0	0.0

注: 集計範囲は全世界の生産拠点および研究開発拠点です。
Note: The scope of data covers all production and R&D sites worldwide.

排水量 Water Discharged

	単位 Unit	FY2015	FY2016	FY2017	FY2018	FY2019	FY2020	FY2021
排水量総計 Total water discharged	千m ³ Thousand m ³	3,080	3,095	2,829	3,066	2,857	2,546	2,380
日本 Japan ※	千m ³ Thousand m ³	2,641	2,597	2,364	2,607	2,389	2,127	1,985
アジア (日本を除く) Asia (excluding Japan)	千m ³ Thousand m ³	438	496	462	455	466	417	393
北米・欧州 North America/Europe	千m ³ Thousand m ³	2	2	3	3	2	2	2

注: 集計範囲は全世界の生産拠点および研究開発拠点です。
Note: The scope of data covers all production and R&D sites worldwide.

※: 集計の誤りがあったため2015-2017年度の数値を修正しました。
* Figures for fiscal 2015-2017 have been corrected due to an error in tabulation.

Contents	Message from the CEO	Message from Corporate Vice President	Basic Approach and Systems for Sustainability Management	Sustainability Strategy	Material Issues	Activity Report		
						Environment	Social	Governance
Evaluation by External Parties	Stakeholder Engagement	Participation in Initiative	ESG Data	List of Policies	External Assurance	Guidelines Index	Reporting Policy	

排水先別の排水量 Water Discharge by Destination

	単位 Unit	FY2015	FY2016	FY2017	FY2018	FY2019	FY2020	FY2021
公共流域（淡水の地表水） Public water area (fresh surface water)	千m ³ Thousand m ³	1,288	1,234	1,049	1,130	1,064	1,004	893
下水 Sewage ※	千m ³ Thousand m ³	1,792	1,861	1,780	1,936	1,793	1,542	1,487

注：集計範囲は全世界の生産拠点および研究開発拠点です。
Note: The scope of data covers all production and R&D sites worldwide.

※：集計の誤りがあったため2015-2016年度の数値を修正しました。
* Figures for fiscal 2015-2016 have been corrected due to an error in tabulation.

排水負荷量 Drainage Load

	単位 Unit	FY2015	FY2016	FY2017	FY2018	FY2019	FY2020	FY2021
COD負荷量（公共水域）総計 Total COD load (to public waters)	t	0.12	0.09	0.57	0.22	0.11	0.16	0.05
日本 Japan	t	0.12	0.09	0.57	0.22	0.11	0.16	0.05
アジア（日本を除く） Asia (excluding Japan)	t	0.00	0.00	0.00	0.00	0.00	0.00	0.00
北米・欧州 North America/Europe	t	0.00	0.00	0.00	0.00	0.00	0.00	0.00
リン排出量（公共水域）総計 Total phosphorus discharge (to public waters)	t	0.03	0.02	0.02	0.03	0.01	0.01	0.00
日本 Japan	t	0.03	0.02	0.02	0.03	0.01	0.01	0.00
アジア（日本を除く） Asia (excluding Japan)	t	0.00	0.00	0.00	0.00	0.00	0.00	0.00
北米・欧州 North America/Europe	t	0.00	0.00	0.00	0.00	0.00	0.00	0.00
窒素排出量（公共水域）総計 Total nitrogen discharge (to public waters)	t	1.68	1.58	1.76	2.17	0.70	1.73	0.51
日本 Japan	t	1.68	1.58	1.76	2.17	0.70	1.73	0.51
アジア（日本を除く） Asia (excluding Japan)	t	0.00	0.00	0.00	0.00	0.00	0.00	0.00
北米・欧州 North America/Europe	t	0.00	0.00	0.00	0.00	0.00	0.00	0.00

注：各データは、排出量測定の法的義務がある工場の値を積算したものです。
Note: Each data point is an accumulation of values from plants that are legally obligated to measure emissions.

Contents	Message from the CEO	Message from Corporate Vice President	Basic Approach and Systems for Sustainability Management	Sustainability Strategy	Material Issues	Activity Report		
						Environment	Social	Governance
Evaluation by External Parties	Stakeholder Engagement	Participation in Initiative	ESG Data	List of Policies	External Assurance	Guidelines Index		Reporting Policy

拠点別環境データ Environmental Data by Site

コニカミノルタ(株) 国内拠点別環境データ (2021年度) Sites of Konica Minolta, Inc. in Japan (FY2021)

拠点名 (所在地) Site name (location)	主要業務内容 Main business contents	CO ₂ 排出量 CO ₂ emissions (t-CO ₂)	外部排出物量 Waste discharged externally (t)	最終処分量 Final disposal (t)	取水量 Water withdrawal			排水量 Water discharged (m ³)	VOC大気排出量 Atmospheric emissions of VOC (t)	PRTR対象物質大気排出量 Atmospheric emissions of PRTR substances (t)
					地下水 Ground water (m ³)	上水道 Potable water (m ³)				
東京サイト日野 Tokyo Site Hino (東京都日野市) (Hino, Tokyo)	ヘルスケア・印刷用機器材料、周辺機器などの開発・製造・販売 Development, manufacturing and sales of healthcare and printing equipment materials and peripherals	16,110	362	0	316,037	316,037	-	311,475	2.4	0
東京サイト八王子 Tokyo Site Hachioji (東京都八王子市) (Hachioji, Tokyo)	情報機器、光学デバイス、ヘルスケア製品などの開発・販売 Development and sales of office equipment, optical devices, and healthcare products	14,250	506	0	91,477	81,492	9,985	91,477	*1	0
甲府サイト Kofu Site (山梨県中央市) (Chuo, Yamanashi Prefecture)	照明用部材の製造、ディスプレイ材料用プラスチックフィルムの製造 Manufacturing of parts for illumination, and plastic film for display materials	6,760	106	0	73,366	57,196	16,170	50,048	*1	0
瑞穂サイト Mizuho Site (愛知県豊川市) (Toyokawa, Aichi Prefecture)	情報機器関連の開発・生産管理 Development and Manufacturing management of office equipment-related products	3,685	307	1.3	15,603	-	15,603	15,570	*1	0
三河サイト Mikawa Site (愛知県豊川市) (Toyokawa, Aichi Prefecture)	情報機器関連の開発 Development of office equipment-related products	366	37	0.4	1,126	-	1,126	1,126	*1	0
Toyokawa Site 豊川サイト (愛知県豊川市) (Toyokawa, Aichi Prefecture)	情報機器関連の生産管理、フラネタリウムの開発・製造 Manufacturing management of office equipment-related products, and development and manufacturing of planetariums	312	14	0	3,452	-	3,452	3,452	*1	0
大阪狭山サイト Osakasayama Site (大阪府大阪狭山市) (Osakasayama, Osaka Prefecture)	光学デバイスの開発・製造 Development and manufacturing of optical products	5,106	34	0	65,633	31,492	34,141	50,173	*1	0
堺サイト Sakai Site (大阪府堺市) (Sakai, Osaka Prefecture)	産業用計測機器等の開発、製造、販売 Development, manufacturing and sales of measuring instruments for industrial applications	1,899	52	0	20,771	11,882	8,889	20,771	*1	0
高槻サイト Takatsuki Site (大阪府高槻市) (Takatsuki, Osaka Prefecture)	情報機器関連、産業光学システムの開発 Development of office equipment-related products and optical systems for industrial use	2,238	22	2.4	15,303	-	15,303	12,466	*1	0
神戸・西神・神戸第2サイト Kobe Site, Seishin Site and Kobe Second Site (兵庫県神戸市) (Kobe, Hyogo Prefecture)	ディスプレイ材料用プラスチックフィルムの開発、製造、販売 Development, manufacturing and sales of plastic film for display materials	127,546	2,365	2.3	687,126	267,147	419,979	435,316	55.1	47.5
熊本事業所 Kumamoto Office (熊本県玉名郡) (Tamana, Kumamoto Prefecture)	産業用インクジェットヘッドの製造 Manufacturing of ink jet heads for industrial use	5,929	49	0	16,009	16,009	-	15,209	*1	0

注 国内拠点のPRTR対象物質大気排出量算出において、取扱量が1トン以下の物質は集計対象外です。

Note: The amount of substances subject to the PRTR Law released to the atmosphere from sites in Japan do not need to be calculated if the quantity handled is no more than 1 ton

*1 算定対象外、または、算定基準で定める基準値以下

*1 Outside the scope of calculation or under the threshold defined in Standards for Calculation

関係会社 国内生産拠点別環境データ (2021年度) Environmental Data of Affiliate Production Sites in Japan (FY2021)

拠点名・社名 (所在地) Site name or Company name (location)	主要製品 Items produced	CO ₂ 排出量 CO ₂ emissions (t-CO ₂)	外部排出物量 Waste discharged externally (t)	最終処分量 Final disposal (t)	取水量 Water withdrawal			排水量 Water discharged (m ³)	VOC大気排出量 Atmospheric emissions of VOC (t)	PRTR対象物質大気排出量 Atmospheric emissions of PRTR substances (t)
					地下水 Ground water (m ³)	上水道 Potable water (m ³)				
(株) コニカミノルタサプライズ本社・本社工場 Konica Minolta Supplies Manufacturing Co., Ltd. Head Office and Head Office Factory (山梨県甲府市) (Kofu, Yamanashi Prefecture)	複合機・プリンター・印刷用機器用消耗品 Consumables for MFPPs, laser printers and printing equipment	10,340	486	0	269,758	253,915	15,843	264,292	49.5	15.1
(株) コニカミノルタサプライズ辰野工場 Konica Minolta Supplies Manufacturing Co., Ltd., Tatsuno Factory (長野県上伊那郡辰野町) (Tatsuno-machi, Nagano Prefecture)	複合機・プリンター・印刷用機器用消耗品 Consumables for MFPPs, printers, and printing equipment	6,439	1,590	0.2	284,094	282,661	1,433	286,319		
コニカミノルタメカトロニクス(株)本社 Konica Minolta Mechatronics Co., Ltd. Head Office (愛知県豊川市八幡町) (Yawata-cho, Toyokawa, Aichi Prefecture)	複合機・プリンター用消耗品・機構部品 Consumables and mechanism elements for MFPPs and printers	1,936	716	0	5,687	-	5,687	10,800	*2	0

コニカミノルタメカトロニクス (株) 小田渕事業所 Konica Minolta Mechatronics Co., Ltd., Odabuchi Head Office (愛知県豊川市小田渕町) (Odabuchi, Toyokawa, Aichi Prefecture)	複合機・プリンター用消耗品・機構部品 Consumables and mechanism elements for MFPs and printers	606	133	0	1,129	-	1,129	1,129	*2	0
コニカミノルタメカトロニクス (株) 笛吹事業所 Konica Minolta Mechatronics Co., Ltd., Fuefuki Plant (山梨県笛吹市) Fuefuki, Yamanashi Prefecture	光学デバイス、インクジェットヘッド Optical devices and inkjet printheads	4,505	979	0.01	150,884	150,884	-	150,324	*2	0
コニカミノルタメカトロニクス (株) 植田事業所 Konica Minolta Mechatronics Co., Ltd., Ueta Plant (Toyohashi, Aichi Prefecture) (愛知県豊橋市) (Toyohashi, Aichi Prefecture)	複合機・プリンター用消耗品用部材 Parts for consumables for MFPs and laser printers	879	82	1.0	70,724	70,445	279	70,724	*2	0
コニカミノルタメカトロニクス (株) 都留事業所 Konica Minolta Mechatronics Co., Ltd., Tsuru Plant (山梨県都留市) (Tsuru, Yamanashi Prefecture)	複合機・プリンター用電装基板 Electrical plates for MFPs and printers	967	56	0	6,867	-	6,867	6,867	*2	0
コニカミノルタテクノプロダクト (株) 本社 Konica Minolta Technoproducts Co., Ltd., Head Office (埼玉県狭山市) (Sayama, Saitama Prefecture)	ヘルスケア用画像機材 Healthcare imaging equipment	2,013	74	0.03	7,339	-	7,339	7,339	*2	0
コニカミノルタケミカル (株) Konica Minolta Chemical Co., Ltd. (静岡県袋井市) (Fukuroi, Shizuoka Prefecture)	化学品 Chemicals	2,729	3,617	0	188,255	-	188,255	180,185	28.1	5.4

注：国内拠点のPRTR対象物質大気排出量算出において、取扱量が1トン以下の物質は集計対象外です。
 Note: The amount of substances subject to the PRTR Law released to the atmosphere from sites in Japan do not need to be calculated if the quantity handled is no more than 1 ton

*1: 算定基準で定める基準値以下
 *2: Under the threshold defined in Standards for Calculation

関係会社 海外生産拠点別環境データ (2021年度) Environmental Data of Affiliate Production Sites Outside Japan (FY2021)

拠点名・社名 (所在地) Site name or Company name (location)	主要製品 Items produced	CO ₂ 排出量 CO ₂ emissions (t-CO ₂)	外部排出物量 Waste discharged externally (t)	最終処分量 Final disposal (t)	取水量 Water withdrawal (m ³)	排水量 Water discharged		VOC大気排出量 Atmospheric emissions of VOC (t)	
						地下水 Ground water (m ³)	上水道 Potable water (m ³)		
Konica Minolta Business Technologies (Wuxi) Co., Ltd. (中国 江蘇省無錫市) (Wuxi, Jiangsu Province, China)	複合機、プリンターおよび消耗品 MFPs, printing equipment and consumables	0	619	0	50,597	-	50,597	50,597	*2
Konica Minolta Business Technologies (Dongguan) Co., Ltd. (中国 広東省東莞市) (Dongguan, Guangdong Province, China)	複合機、プリンターおよび消耗品 MFPs, printing equipment and consumables	13	674	0	71,959	-	71,959	86,760	*2
Konica Minolta Supplies Manufacturing U.S.A., Inc. (米国 ニューヨーク州) (New York, USA)	複合機・プリンター用消耗品 Consumables for MFPs and laser printers	1,055	213	0	852	-	852	852	*2
Konica Minolta Supplies Manufacturing France S.A.S. (フランス ロレーヌ地域圏) (Lorraine region, France)	複合機・プリンター用消耗品 Consumables for MFPs and laser printers	515	215	0	1,130	-	1,130	1,130	*2
Konica Minolta Business Technologies (Malaysia) Sdn. Bhd. (マレーシア マラッカ州) (Malacca, Malaysia)	複合機、プリンターおよび消耗品 Consumables for MFPs and printing equipment	10,593	725	0	178,355	-	178,355	178,355	*2
Konica Minolta (Xiamen) Medical Products Co., Ltd. (中国 福建省廈門市) (Xiamen, Fujian Province, China)	ヘルスケア製品 Healthcare imaging equipment	136	128	0	406	-	406	160	*2
Konica Minolta Opto (Dalian) Co., Ltd. (中国 遼寧省大連市) (Dalian, Liaoning Province, China)	光学デバイス Optical Devices	22,737	93	2.7	83,300	-	83,300	66,640	41.5
Konica Minolta Optical Products (Shanghai) Co., Ltd. (中国 上海市) (Shanghai, China)	光学デバイス Optical Devices	2,524	19	0.04	8,600	-	8,600	10,107	*2

注：海外拠点は、PRTR制度の対象外です。
 Note: Sites outside Japan are not controlled by Japan's PRTR System.

*1: 算定基準で定める基準値以下
 *2: Under the threshold defined in Standards for Calculation

大気排出・化学物質 Atmospheric Emissions and Chemical Substances

大気排出 Atmospheric Emissions

	単位 Unit	FY2015	FY2016	FY2017	FY2018	FY2019	FY2020	FY2021
SO _x 排出量総計 Total SO _x emissions	t	0.00	0.00	0.00	0.00	0.00	0.00	0.00
日本 Japan	t	0.00	0.00	0.00	0.00	0.00	0.00	0.00
アジア（日本を除く） Asia (excluding Japan)	t	0.00	0.00	0.00	0.00	0.00	0.00	0.00
北米・欧州 North America/Europe	t	0.00	0.00	0.00	0.00	0.00	0.00	0.00
NO _x 排出量総計 Total NO _x emissions	t	53.2	52.1	90.1	77.2	98.9	56.8	83.1
日本 Japan	t	53.2	52.1	90.1	77.2	98.9	56.8	83.1
アジア（日本を除く） Asia (excluding Japan)	t	0.0	0.0	0.0	0.0	0.0	0.0	0.0
北米・欧州 North America/Europe	t	0.0	0.0	0.0	0.0	0.0	0.0	0.0
ばいじん排出量総計 Total soot and dust emissions	t	0.86	0.53	0.52	0.41	0.41	0.58	0.80
日本 Japan	t	0.86	0.53	0.52	0.41	0.41	0.58	0.80
アジア（日本を除く） Asia (excluding Japan)	t	0.00	0.00	0.00	0.00	0.00	0.00	0.00
北米・欧州 North America/Europe	t	0.00	0.00	0.00	0.00	0.00	0.00	0.00
PRTR対象物質の大気排出量 Atmospheric emissions of PRTR substances	t	80.7	71.5	69.5	85.3	87.8	66.2	68.1
VOC大気排出量（環境影響度指数） Atmospheric emissions of VOC (Environmental impact index)	ポイント Points	762	689	694	684	831	624	646
VOC大気排出量（環境影響度指数 原単位推移） Atmospheric emissions of VOC (Environmental impact index per unit of sales)	ポイント/億円 Points/100 million yen	0.074	0.072	0.067	0.065	0.083	0.072	0.071

注：集計範囲は全世界の生産拠点および研究開発拠点です。
Note: The scope of data covers all production and R&D sites worldwide.

注：SO_x排出量、NO_x排出量、ばいじん排出量は、排出量測定の法的義務がある工場の値を積算したものです。
Note: SO_x emissions, NO_x emissions, and dust and soot emissions represent the sum of values from plants that are legally obligated to measure emissions.

FY2021 PRTR対象物質 Substances controlled by Pollution Release and Transfer Register (PRTR) system fiscal 2021

(単位 unit : t)

PRTR法政令番号 PRTR Law identification number	化学物質名 Name of chemical substance	排出量 Amount discharged			外部移動量 Amount transferred externally		リサイクル Recycled
		大気 To air	公共水域 To water	土壌 To soil	廃棄物※ Waste*	下水道 Sewage	
7	アクリル酸ノルマルブチル n-Butyl acrylate	1.3	0	0	12.2	0	0
13	アセトニトリル Acetonitrile	0.9	0	0	1.0	0	0
81	キノリン Ferric chloride	0	0	0	4.5	0	0
181	ジクロロベンゼン Dichlorobenzene	0	0	0	3.2	0	0
186	ジクロロメタン(別名：塩化メチレン) Dichloromethane (also known as methylene dichloride)	50.6	0	0	482.0	0	0
232	N,N-ジメチルホルムアミド(DMF) N,N-Dimethylformamide	0	0	0	517.1	0	0
240	スチレン Styrene	4.4	0	0	36.6	0	0
275	ドデシル硫酸ナトリウム Sodium dodecyl sulfate	0	0	0	0	0	0
277	トリエチルアミン Triethylamine	0	0	0	0	0	0
300	トルエン Toluene	10.5	0	0	451.0	0	0
392	ノルマルヘキサン(n-ヘキサン) n-Hexane	0	0	0	33.8	0	0
395	ペルオキシ二硫酸の水溶性塩 Water-soluble salts of peroxodisulfuric acid	0	0	0	0.9	0	0
412	マンガン及びその化合物(Mnに換算) Manganese and its compounds (Mn equivalent)	0	0	0	0	0.1	0
415	メタクリル酸 Methacrylic acid	0.4	0	0	3.6	0	0
420	メタクリル酸メチル Methyl methacrylate	0	0	0	0	0	0
438	メチルナフタレン Methylnaphthalene	0	0	0	0	0	0
455	モルホリン Morpholine	0	0	0	59.3	0	0

注：集計範囲は日本国内のコンカミナルグループ生産拠点
*: Boundary of data: Charts cover Konica Minolta Group production sites in Japan.

※：PRTR（環境汚染物質排出・移動登録）制度の定義に従い、再資源化していても有価売却でない場合は廃棄物として集計しました。
*: In accordance with PRTR system definitions, even if materials were recycled later, they were counted here as waste if they were not sold at a profit.

環境保全活動の分類 Types of Environmental Conservation Activities	主な取り組み内容 Major Initiatives	百万円 Million yen																				
		FY2015			FY2016			FY2017			FY2018			FY2019			FY2020			FY2021		
		投資額 Investment	費用額 Expenditures	経済効果 Economic Benefits	投資額 Investment	費用額 Expenditures	経済効果 Economic Benefits	投資額 Investment	費用額 Expenditures	経済効果 Economic Benefits	投資額 Investment	費用額 Expenditures	経済効果 Economic Benefits	投資額 Investment	費用額 Expenditures	経済効果 Economic Benefits	投資額 Investment	費用額 Expenditures	経済効果 Economic Benefits	投資額 Investment	費用額 Expenditures	経済効果 Economic Benefits
1.事業エリア内コスト Business area cost		622	3,367	20,093	1,528	3,325	19,375	581	3,418	19,958	788	3,446	20,613	762	3,352	21,395	866	3,216	19,531	636	3,425	21,616
1) 公害防止 Pollution prevention cost	排水処理施設の維持・保全・VOC大気放出削減、化学物質管理 Implemented wastewater treatment facilities maintenance, reduced atmospheric emission of VOCs, and carried out chemicals management	73	1,328	0	62	1,361	0	93	1,367	0	126	1,378	0	122	1,341	0	138	1,286	0	102	1,370	0
2) 気候変動防止 Preventing global warming cost	省エネ推進 Promoted energy conservation	365	720	2,420	1,457	745	3,534	372	752	3,361	504	758	3,362	488	737	3,410	554	708	2,885	407	754	3,106
3) 資源循環 Resource circulation cost	溶剤回収 Recovered solvents	185	1,319	17,672	9	1,219	15,841	116	1,299	16,598	158	1,309	17,251	152	1,274	17,985	173	1,222	16,646	127	1,302	18,510
2上・下流コスト Upstream / downstream costs	製品回収・リサイクル Collected and recycled products	0	2,002	3,044	0	1,921	3,157	0	1,966	3,810	0	1,988	3,659	0	1,916	3,010	0	1,762	3,039	0	1,797	2,930
3.管理活動コスト Administration cost	環境ISO維持・推進 Implemented environmental management systems	3	1,295	0	0	1,326	0	0	1,257	0	0	1,194	0	0	1,134	0	0	1,078	0	0	1,024	0
4.研究開発コスト R&D cost	省エネ製品・有害物質フリー製品の開発 Developed energy-saving products and products containing no hazardous substances	334	7,266	0	233	6,573	0	232	7,258	0	317	7,504	0	307	6,679	0	348	5,049	0	256	4,676	0
5.社会活動コスト Social activity cost	自然環境保全活動 Implemented environmental conservation activities	0	101	0	0	35	0	0	11	0	0	3	0	0	2	0	0	1	0	0	3	0
6.環境復元コスト Environmental remediation cost	土壌汚染の修復・保全 Restored contaminated soil	13	70	0	6	767	0	61	0	13	166	0	10	49	0	0	30	0	8	49	0	
7.その他コスト Other costs		0	45	0	0	0	0	0	0	0	0	0	0	0	0	0	0	0	0	0	0	0
合計 Total		973	14,146	23,136	1,767	13,947	22,533	813	13,971	23,769	1,118	14,301	24,273	1,079	13,132	24,405	1,214	11,135	22,570	901	10,973	24,546

注：FY2017の経済効果は、算定額を他年度とそろえて算出したため、環境報告書2018に記載した数字とは異なります。
Note: The economic benefits for FY2017 have been recalculated by aligning the scope of calculation with other fiscal years, and therefore differ from the figures shown in the Environmental Report 2018.

環境保全効果 Environmental Conservation Benefits

ライフステージ Stage	効果項目 Type of benefit	単位 Unit	効果 Benefits						
			FY2015	FY2016	FY2017	FY2018	FY2019	FY2020	FY2021
生産 Production	水使用量の削減 ^{※1} Water use reduced ¹	t	25,014	25,247	54,887	111,834	125,505	131,068	139,460
	電力使用量の削減 ^{※1} Electricity reduced ¹	MWh	123,500	127,336	188,210	194,428	203,034	220,071	209,657
	都市ガス使用量の削減 ^{※1} Natural gas reduced ¹	千m3 Thousand m3	11,335	13,397	13,649	15,265	16,294	16,782	14,845
	重油使用量の削減 ^{※1} Heavy oil reduced ¹	kl	98	98	98	0	0	0	0
	削減対象化学物質の削減 ^{※1} Emissions of target chemical substances reduced ¹	t	12	16	16	16	16	16	16
	資源投入量の削減 ^{※1} Resource input reduced ¹	t	133,160	100,779	103,335	105,326	107,184	100,669	103,685
	廃棄物の外部リサイクル・リユース ^{※2} External recycling and reuse of waste ²	t	13,532	12,965	13,074	14,189	12,922	11,975	13,478
	包装包装の削減 ^{※1} Packaging reduced ¹	t	247	544	7	38	419	930	3016
販売 Sales	使用済み製品からのリサイクル・リユース ^{※2} Recycling and reuse of materials from used products ²	t	16,102	15,092	16,618	17,739	14,117	13,447	11,099
使用 Usage	CO ₂ 排出量の削減 ^{※3} CO ₂ emissions reduced ³	t	6,607	5,146	10,891	15,005	14,824	34,993	13,337

※1：各活動を実施しなかったと想定した場合の想定使用量から、実績使用量を差し引いて算定しています。
*1. Calculated by subtracting the actual consumption amount from the consumption amount estimated for cases in which the environmental conservation activity was not implemented.
※2：活によるリサイクル・リユース量を環境保全効果として算定しています。
*2. The environmental conservation benefits are calculated as the volume recycled and reused.
※3：当年度の主要な新製品について、その製品の従来機の使用による想定CO₂排出量から、新製品の採用による想定CO₂排出量を差し引いて算定しています。
*3. CO₂ emissions are calculated for major new products that were shipped in this fiscal year by subtracting the estimated CO₂ emissions associated with the new products in use from the estimated CO₂ emissions associated with the conventional products in use.

お客様使用時の効果 Impact of End User Usage

ライフステージ Stage	効果項目 Type of benefit	単位 Unit	効果 Benefits						
			FY2015	FY2016	FY2017	FY2018	FY2019	FY2020	FY2021
使用 Usage	消費電力削減量 ^{※1} Electricity consumption reduced ¹	MWh	15,619	12,165	21,695	29,890	29,530	69,707	26,568
	消費電力削減額 ^{※2} Electricity bills reduced ²	百万円 Million yen	225	175	312	430	425	1,004	383

※1：各年度に採用した主要な新製品について、その製品の従来機の使用による想定消費電力量から、新製品の採用による想定消費電力量を差し引いて算定しています。
*1. Electricity consumption reduced is calculated for major new products that were shipped each fiscal year by subtracting the estimated energy consumption of the new products in use from the estimated energy consumption of the conventional products in use.
※2：上記消費電力削減量に、日本国内生産拠点の電力料金の平均単価を乗じて算定しています。
*2. Calculated by multiplying the average electrical power unit price over the Group's production sites in Japan by the amount of electricity consumption reduced.

集計範囲 Boundary for Fiscal 2021 Results

コニカミノルタ株式会社 Konica Minolta, Inc.
国内関係会社 計10社 (2019年度以降の社数) 10 Japanese affiliates (number of companies included in fiscal 2019 results)
コニカミノルタプラネタリウム株式会社 Konica Minolta Planetarium Co., Ltd.
コニカミノルタ情報システム株式会社 Konica Minolta Information System Co., Ltd.
株式会社コニカミノルタサプライズ ^{※1} Konica Minolta Supplies Manufacturing Co., Ltd. ¹
コニカミノルタメカトロニクス株式会社 ^{※2} Konica Minolta Mechatronics Co., Ltd. ²
コニカミノルタケミカル株式会社 Konica Minolta Chemical Co., Ltd.
コニカミノルタテクノプロダクト株式会社 Konica Minolta Technoproducts Co., Ltd.
コニカミノルタジャパン株式会社 ^{※3} Konica Minolta Japan, Inc. ³
コニカミノルタエンジニアリング株式会社 Konica Minolta Engineering Co., Ltd.
コニカミノルタビジネスアソシエイツ株式会社 ^{※4} Konica Minolta Business Associates Co., Ltd. ⁴
キンコーズ・ジャパン株式会社 Kinko's Japan Co., Ltd.
海外関係会社 計23社 (2019年度以降の社数) 23 affiliates outside Japan (number of companies included in fiscal 2019 results)
Konica Minolta Business Technologies (Dongguan) Co., Ltd.
Konica Minolta Business Technologies (Wuxi) Co., Ltd.
Konica Minolta Business Solutions (China) Co., Ltd.
Konica Minolta Supplies Manufacturing U.S.A., Inc.
Konica Minolta Business Solutions U.S.A., Inc.
Konica Minolta Business Solutions Europe GmbH
Konica Minolta Business Solutions Deutschland GmbH
Konica Minolta Business Solutions (UK) Ltd.
Konica Minolta Supplies Manufacturing France S.A.S.
Konica Minolta Business Solutions France S.A.S.
Konica Minolta Business Solutions Australia Pty. Ltd.
Konica Minolta Business Technologies (MALAYSIA) SDN. BHD.
Konica Minolta Opto (Dalian) Co., Ltd.
Konica Minolta Optical Products (Shanghai) Co., Ltd.
Konica Minolta Opto (Shanghai) Co., Ltd.
Konica Minolta Sensing Americas, Inc.
Konica Minolta Sensing Europe B.V.
Konica Minolta Sensing Singapore, Pte. Ltd.
Instrument Systems GmbH
Konica Minolta Healthcare Americas, Inc.
Konica Minolta Medical & Graphic Imaging Europe B.V.
Konica Minolta Medical & Graphic (SHANGHAI) Co., Ltd.
Konica Minolta (Xiamen) Medical Products Co., Ltd. (2019年度から新たに追加/newly added in fiscal 2019 results)

※1：2018年度に株式会社コニカミノルタサプライズとコニカミノルタサプライズ関西株式会社を合併。それ以前は2社として各々を集計
*1: Konica Minolta Supplies Manufacturing Co., Ltd. and Konica Minolta Supplies Manufacturing Kansai Co., Ltd. merged in fiscal 2018. Prior to that, each company was counted separately.
※2：2018年度にコニカミノルタメカトロニクス株式会社とコニカミノルタメカトロニクス株式会社を合併。それ以前は3社として各々を集計。
*2: Konica Minolta Opto Products Co., Ltd., Konica Minolta Opto Device Co., Ltd. and Konica Minolta Mechatronics Co., Ltd. merged in fiscal 2018. Prior to that, each company was counted separately.
The former Konica Minolta Mechatronics Co., Ltd. was established in a merger with Toyotoku Precision Products Co., Ltd. and Konica Minolta Electronics Co., Ltd. in fiscal 2016.
※3：2018年度にコニカミノルタジャパン株式会社とコニカミノルタエンジニアリング株式会社を合併。それ以前は2社として各々を集計
*3: Konica Minolta Healthcare Co., Ltd. and Konica Minolta Business Solutions Japan Co., Ltd. merged in fiscal 2016. Prior to that, each company was counted separately.
※4：2017年度にコニカミノルタテクノサーチ株式会社とコニカミノルタビジネスアソシエイツ株式会社を合併。それ以前は2社として各々を集計
*4: Konica Minolta Technosearch Co., Ltd. and Konica Minolta Business Associates Co., Ltd. merged in fiscal 2017. Prior to that, each company was counted separately.

社会データ2022 Social Data 2022

2022年11月4日更新 Updated November 4, 2022

集計期間は各年度3月31日時点。異なる場合は各表に記載。

Aggregation period is as of March 31 of each fiscal year or indicated in each table if otherwise.

従業員の構成 Employee Composition

雇用の種類別 Employee Composition by Employment Status	単位 Unit	FY2015	FY2016	FY2017	FY2018	FY2019	FY2020	FY2021
コニカミノルタ(株) Konica Minolta, Inc.	人 persons	8,350	7,611	7,156	7,099	6,963	6,749	6,327
正規従業員☆注1 Regular employees ¹ ☆	人 persons	6,198	5,770	5,282	5,207	5,102	4,910	4,545
非正規従業員注2 Non-regular employees ²	人 persons	2,152	1,841	1,874	1,892	1,861	1,839	1,782
国内グループ会社 Group companies in Japan	人 persons	7,584	7,045	7,032	8,582	8,245	7,802	7,761
正規従業員☆注1 Regular employees ¹ ☆	人 persons	5,766	6,102	6,009	6,071	5,944	5,896	5,737
非正規従業員注2 Non-regular employees ²	人 persons	1,818	943	1,023	2,511	2,301	1,906	2,024
海外グループ会社 Group companies outside Japan	人 persons	33,516	34,050	34,432	35,688	36,176	32,932	32,421
正規従業員☆注1 Regular employees ¹ ☆	人 persons	31,368	32,107	32,008	33,082	32,915	30,173	28,839
非正規従業員注2 Non-regular employees ²	人 persons	2,148	1,943	2,424	2,606	3,261	2,759	3,582
コニカミノルタグループ(全世界) Konica Minolta Group (worldwide)	人 persons	49,450	48,706	48,620	51,369	51,384	47,483	46,509
正規従業員☆注1 Regular employees ¹ ☆	人 persons	43,332	43,979	43,299	44,360	43,961	40,979	39,121
従業員の男女人数☆ Number of Employees, by Gender☆	男性 Men	30,499	31,044	30,551	30,926	30,560	28,366	26,986
	女性 Women	12,833	12,761	12,548	13,176	13,142	12,358	11,893
	不明※ Gender not reported*	-	174	200	258	259	255	242
域別従業員数 Employees by Region	日本 Japan	11,964	11,872	11,291	11,278	11,046	10,806	10,282
	欧州 Europe	9,824	10,568	10,706	11,275	11,020	10,216	9,952
	米国 US	8,848	8,519	9,266	9,270	9,227	8,170	8,163
	アジア(日本を除く)その他 Asia (not including Japan) and other	12,696	13,020	12,036	12,537	12,668	11,787	10,724
非正規従業員注2 Non-regular employees ²	人 persons	6,118	4,727	5,321	7,009	7,423	6,504	7,388

☆ CSRレポートやウェブサイトに記載された数値に対して2018年度の実績値から第三者保証を受けています。

☆ The figures shown on the CSR report and the website have been assured by a third party based on actual figures since FY2018.

注1 正規従業員：他社への出向者を除き、他社からの受け入れ出向者を含む

Note 1. Regular employees: Includes employees seconded from other companies, except for those re-seconded to other companies

注2 非正規従業員：業務請負、派遣社員、臨時社員

Note 2. Non-regular employees: Contract or temporary employees

※ 一部に男女別に集計していない事業所があります

* Some offices do not count men and women separately.

従業員の採用 Number of Newly Hired Employees

	単位 Unit	FY2015	FY2016	FY2017	FY2018	FY2019	FY2020	FY2021
コニカミノルタ(株) 新規採用者数注 Konica Minolta, Inc.	人 persons			176	186	180	66	103
男性 Men	人 persons			128	138	136	50	73
女性 Women	人 persons			48	48	44	16	30
不明※ Gender not reported*	人 persons			-	-	-	-	-
コニカミノルタグループ(全世界) † Konica Minolta Group (worldwide) †								
新規採用者数合計 Total number of new employee hires	人 persons			6,218	7,648	7,950	2,003	5,489
内部候補者によって補充された比率 Percentage of open positions filled by internal candidates (internal hires)	%			73%	79%	46%	62%	80%
海外現地法人現地採用比率 Percentage of local hires at subsidiaries outside Japan	社長 President	%	61%	60%	63%	65%	65%	66%
	幹部社員 Senior staff	%	53%	53%	55%	52%	54%	54%
		%						

注：集計範囲はコニカミノルタ(株)の正規従業員

Note: Figures are for regular employees of Konica Minolta, Inc.

※ 一部に男女別に集計していない事業所があります

* Some offices do not count men and women separately.

† コニカミノルタ(株)、国内子会社 15社および海外子会社 30社における正規従業員(非執行取締役および業務請負、派遣社員、臨時社員などの非正規従業員は含まない)。集計範囲は連結グループのうち人数ベースで2015年度は89%以上、2016年度、2017年度は93%以上、2018年度、2019年度は92%、2020年度は89%、2021年度は87%以上をカバーする。(以下、同じ。)

† Regular employees of Konica Minolta Co., Ltd., 15 group companies in Japan and 30 group companies outside of Japan. (It does not include non-executive directors and non-regular employees such as business contractors, dispatched employees, and temporary employees.) The scope of the survey covers at least 89% of the consolidated group in terms of the number of employees for FY2015, 93% for FY2016 and FY2017, 92% for FY2018 and FY2019, and 89% for FY2020, and 87% for FY2021. (The same applies hereinafter.)

女性従業員の活躍状況 Promotion of Women

	単位 Unit	FY2015	FY2016	FY2017	FY2018	FY2019	FY2020	FY2021
コニカミノルタ(株)注 Konica Minolta Inc.*								
新卒採用に占める女性比率※1 Percentage of women in new graduates*1	%							23%
キャリア採用に占める女性比率※1 Percentage of women in mid-career hires*1	%							33%
女性従業員比率 Percentage of women in total work force	%						18.9%	19.4%
女性管理職比率 Percentage of all management positions, including junior, middle and top management, held by women	%	3.4%	4.4%	5.5%	6.2%	6.9%	7.3%	8.9%
女性初級管理職比率※2 Percentage of junior management positions*2 held by women	%						12.8%	17.6%
女性役員比率 Percentage of top management positions held by women	%						4.1%	5.2%
コニカミノルタグループ(全世界) † Konica Minolta Group (worldwide) †								
女性従業員比率 Percentage of women in total work force	%	29.6%	29.0%	29.0%	29.7%	29.9%	31.1%	31.2%
女性管理職比率 Percentage of all management positions, including junior, middle and top management, held by women	%	15.3%	16.4%	18.9%	18.6%	18.3%	19.8%	19.5%
女性初級管理職比率※2 Percentage of junior management positions*2 held by women	%						21.4%	20.3%
女性役員比率 Percentage of top management positions held by women	%						15.0%	15.2%
売上を生み出す部門の女性比率(%) Percentage of management positions in revenue-generating functions held by women	%						19.0%	23.0%
STEM※3関連業務に携わる女性比率(%) Percentage of STEM ³ -related positions held by women	%						19.3%	21.9%

注：集計範囲にグループ会社への出向者を含む。2020年度より各年度の3月31日現在の数値を算出しています。
 Note: The scope of the data includes employees seconded to group companies. From 2020, Figures are calculated as of March 31 of each fiscal year.

- ※1 当該年度に入社した人の割合
 *1 Percentage of employees who joined the company in the relevant fiscal year
- ※2 女性初級管理職：会社のマネジメントの階層の中で一番下位の管理職
 *2. Junior management positions: The lowest level of management in the company's hierarchy of management
- ※3/ *3. STEM: Science, Technology, Engineering and Mathematics

報酬 ☆ 平均報酬 ☆

		単位 Unit	FY2015	FY2016	FY2017	FY2018	FY2019	FY2020	FY2021
役員※1 Executive level*1	ベース給+ボーナス等の現金インセンティブ	男性 Men	千円 thousand JPY					18,057	20,254
	BS+Other cash incentives	女性 Women	千円 thousand JPY					18,779	21,867
	ベース給	男性 Men	千円 thousand JPY					14,350	15,708
	Base Salary (BS)	女性 Women	千円 thousand JPY					15,491	16,779
管理職※2 Management level*2	ベース給+ボーナス等の現金インセンティブ	男性 Men	千円 thousand JPY					8,494	9,016
	BS+Other cash incentives	女性 Women	千円 thousand JPY					7,692	8,181
	ベース給	男性 Men	千円 thousand JPY					7,029	7,371
	Base Salary (BS)	女性 Women	千円 thousand JPY					6,738	6,935
非管理職※3 Non-management level*3	ベース給	男性 Men	千円 thousand JPY					3,974	4,227
	Base Salary (BS)	女性 Women	千円 thousand JPY					3,628	3,912

☆ 第三者保証を受けています。
 ☆ The figures have been assured by a third party.

注 日本円へは3月31日の為替レートにて換算
 Note The amounts are converted to Japanese yen at the exchange rate on March 31.

*1 各年度中に支払われた報酬、ボーナス、株式報酬。株式については各年12月10日～翌年1月22日の平均株価で金額換算しています。
 *1. Annual base salary, bonus and other incentives such as stock-based compensation in each year. Stock are converted to value based on the average stock price between December 10 and January 22, each year.

※2 各年度中に支払われた基本給、ボーナス
 *2. Annual base salary and other cash incentives such as bonus in each year.

※3 各年度中に支払われた基本給
 *3. Annual base salary in each year.

キャリア人材の活躍状況

	単位 Unit	FY2015	FY2016	FY2017	FY2018	FY2019	FY2020	FY2021
新規採用に占めるキャリア人材比率	Percentage of mid-career hires	%		45%	53%	40%	41%	61%
従業員に占めるキャリア人材比率	Percentage of mid-career hires among employees	%	14.5%	15.2%	15.9%	16.8%	16.8%	18.1%
管理職に占めるキャリア人材比率	Percentage of all management positions, including junior, middle and top management, held by mid-career hires	%	13.0%	15.5%	17.6%	20.1%	20.9%	24.6%
経営層※に占めるキャリア人材比率	Percentage of top management positions* mid-career hires	%	13.1%	13.9%	14.2%	16.3%	15.6%	19.1%

注：集計範囲はコニカミノルタ（株）の正規従業員
 Note: Figures are for regular employees of Konica Minolta, Inc.

※：部長相当職以上で、執行役員以上を除く
 * : Senior Managers and above, excluding Executive Officers and above

外国籍従業員の活躍状況

	単位 Unit	FY2015	FY2016	FY2017	FY2018	FY2019	FY2020	FY2021
新卒採用に占める外国籍従業員比率	Percentage of non-Japanese employees among newly hired employees	%	8%	15%	14%	19%	10%	8%
従業員に占める外国籍従業員比率	Percentage of non-Japanese nationals among employees	%	0.9%	1.1%	1.3%	1.5%	1.6%	1.6%
管理職に占める外国籍従業員比率	Percentage of all management positions held by non-Japanese nationals	%	0.1%	0.2%	0.2%	0.2%	0.5%	0.4%
経営層※に占める外国籍従業員比率	Percentage of top management positions* held by non-Japanese nationals	%	0.0%	0.0%	0.0%	0.0%	0.2%	0.2%

注：集計範囲はコニカミノルタ（株）の正規従業員
 Note: Figures are for regular employees of Konica Minolta, Inc.

※：部長相当職以上で、執行役員以上を除く
 * : Senior Managers and above, excluding Executive Officers and above

人種別比率（米国のみ） Race/Ethnicity (USA employees only)

	単位 Unit	FY2015	FY2016	FY2017	FY2018	FY2019	FY2020	FY2021
アジア系 Asian	管理職比率 Percentage of all management positions held by Asian people	%					8.5%	9.5%
	全体比率 Percentage of Asian people in total work force	%					8.4%	8.5%
アフリカ系 Black or African	管理職比率 Percentage of all management positions held by Black or African people	%					3.9%	4.8%
	全体比率 Percentage of Black or African people in total work force	%					7.2%	7.4%
ヒスパニック系 Hispanic or Latino	管理職比率 Percentage of all management positions held by Hispanic or Latino people	%					8.6%	6.6%
	全体比率 Percentage of Hispanic or Latino people in total work force	%					7.1%	8.9%
白人系 White	管理職比率 Percentage of all management positions held by white people	%					75.0%	72.2%
	全体比率 Percentage of white people in total work force	%					69.3%	67.4%
不明 Others (not reported)	管理職比率 Percentage of all management positions held by others	%					5.5%	6.9%
	全体比率 Percentage of others in total work force	%					6.4%	7.8%

Contents	Message from the CEO	Message from Corporate Vice President	Basic Approach and Systems for Sustainability Management	Sustainability Strategy	Material Issues	Activity Report		
						Environment	Social	Governance
Evaluation by External Parties	Stakeholder Engagement	Participation in Initiative	ESG Data	List of Policies	External Assurance	Guidelines Index	Reporting Policy	

障がい者雇用率 Percentage of Employees with Disabilities

	単位 Unit	FY2015	FY2016	FY2017	FY2018	FY2019	FY2020	FY2021	FY2022
コニカミノルタ (株) ☆注1 Konica Minolta, Inc. ¹ ☆	%	2.02%	2.03%	2.19%	2.28%	2.32%	2.39%	2.55%	2.55%
コニカミノルタグループ (全世界) † Konica Minolta Group (worldwide) †	%						1.1%	1.1%	-

☆ CSRレポートやウェブサイトに記載された数値に対して、2019年度の実績値から第三者保証を受けています。

☆ The figures shown on the CSR report and the website have been assured by a third party since FY2019.

注1 2015年度から2018年度の集計範囲はコニカミノルタ (株)、コニカミノルタウイズユー (株)、コニカミノルタジャパン (株)、キンコーズ・ジャパン (株)、コニカミノルタメカトロニクス (株)。2019年度からはコニカミノルタ情報システム (株)、コニカミノルタプラネタリウム (株)、コニカミノルタビジネスアソシエイツ (株) を新たに追加。各年度6月1日時点。

Note 1. Coverage: From FY2015 to FY2018, Konica Minolta, Inc., Konica Minolta With You, Inc., Konica Minolta Japan, Inc., Kinko's Japan Co., Ltd. and Konica Minolta Mechatronics Co., Ltd. From FY2019, Konica Minolta Information System Co., Ltd., Konica Minolta Planetarium Co., Ltd., Konica Minolta Business Associates Co., Ltd. are added. Figures are as of June 1 of each fiscal year.

再雇用者数 Number of Rehired Retirees

	単位 Unit	FY2015	FY2016	FY2017	FY2018	FY2019	FY2020	FY2021
定年退職者数※ Number of retirees*	人 persons	168	166	175	161	193	170	246
うち、再雇用者数 Number of rehired among retirees	人 persons	98	103	104	116	150	132	196
再雇用者比率 Percentage of rehiring	%	58%	62%	59%	72%	78%	78%	80%

注：集計範囲はコニカミノルタ (株) の正規従業員

Note: Figures are for regular employees of Konica Minolta, Inc.

※ 定年退職者数=定年退職者+再雇用者数

* Retirees=retired employees+rehired employees

組合組織率 Percentage of Unionization

	単位 Unit	FY2015	FY2016	FY2017	FY2018	FY2019	FY2020	FY2021
コニカミノルタグループ (全世界) † Konica Minolta Group (worldwide) †	%	86%	85%	85%	87%	84%	88%	90%

注：集計範囲は非管理職の正規従業員 /

Note: Figures are for non-managerial regular employees.

従業員の定着状況 Retention Status of Employees

	単位 Unit	FY2015	FY2016	FY2017	FY2018	FY2019	FY2020	FY2021
自己都合退職率 Voluntary employee turnover rate	%	0.7%	0.9%	1.1%	2.0%	3.1%	2.7%	3.1%
退職率 Total employee turnover rate	%	-	-	6.8%	2.5%	3.3%	2.9%	3.2%
新入社員3年度未満離職率 ※ Percentage of new employees leaving within three years*	%	6.3%	8.8%	11.6%	10.1%	8.9%	14.6%	14.7%

注：集計範囲はコニカミノルタ (株) の正規従業員

Note: Figures are for regular employees of Konica Minolta Inc.

※ 3年度未満離職率は、各年度度明け4月1日時点における、3年度前新入社員の離職率

* Figures are for regular employees of Konica Minolta Inc. The percentage of new employees leaving within three years is defined as the percentage of employees who leave their job within three years of joining the company (as of April 1 each year).

ワーク・ライフ・バランスに関する指標 Indicators Related to Work-Life Balance

	単位 Unit	FY2015	FY2016	FY2017	FY2018	FY2019	FY2020	FY2021
有給休暇取得率 Percentage of paid leave taken	%	57.5%	60.5%	60.9%	60.0%	75.0%	51.7%	56.4%
一人当たり年間所定外労働時間 ※ Annual overtime hours worked per employee *	時間 hours	58	52	45	46	53	49	53
一人当たり年間総実労働時間 ※ Annual total hours worked per employee *	時間 hours	1,787	1,763	1,756	1,776	1,754	1,764	1,778

注：集計範囲はコニカミノルタ (株) の正規従業員

Note: Figures are for regular employees of Konica Minolta, Inc.

※ 裁量労働者については、みなし労働時間で超過時間を算出

* In the case of discretionary workers, excess hours were calculated by deemed working hours.

主な両立支援制度の利用状況 Work-Life Balance Support Program Use

	単位 Unit	FY2015	FY2016	FY2017	FY2018	FY2019	FY2020	FY2021
母性健康管理休暇 Maternal health management leave	男性 Men	-	-	-	-	-	-	-
	女性 Women	4	2	6	4	6	1	6
出産休暇 Maternity leave	男性 Men	-	-	-	-	-	-	-
	女性 Women	32	19	31	26	23	13	31
配偶者出産休暇 Spousal maternity leave	男性 Men	144	108	122	104	108	94	64
	女性 Women	-	-	-	-	-	-	-
育児休暇 Parental leave	男性 Men	14	14	27	35	35	58	45
	女性 Women	53	42	46	45	55	43	47
育児短時間勤務 Shorter working hours for childcare	男性 Men	3	2	3	3	5	4	4
	女性 Women	158	132	117	91	82	65	43
育児在宅勤務 Work-at-home during child-rearing	男性 Men	3	4	4	4	4	- ※ *	- ※ *
	女性 Women	20	27	30	24	24	- ※ *	- ※ *
介護休暇 Nursing care leave	男性 Men	1	2	1	1	0	1	1
	女性 Women	0	0	0	0	0	1	3
介護短時間勤務 Shorter working hours for nursing care	男性 Men	0	0	0	0	0	0	1
	女性 Women	0	1	2	1	3	1	1

注：対象はコニカミノルタ (株) の正規従業員

Note: Figures are for regular employees of Konica Minolta, Inc.

※在宅勤務が全従業員に定着したため集計していません。

* The figure is not calculated since telecommuting has become common among all employees.

育児休暇復帰率 Percentage of Employees who Return to Work after Childcare Leave

	単位 Unit	FY2015	FY2016	FY2017	FY2018	FY2019	FY2020	FY2021
復帰率 Work resumption rate	%	100%	100%	100%	100%	100%	100%	99%

注：対象はコニカミノルタ (株) の正規従業員

Note: Figures are for regular employees of Konica Minolta, Inc.

人財育成教育研修実施状況 Training & Development Inputs

	単位 Unit	FY2015	FY2016	FY2017	FY2018	FY2019	FY2020	FY2021
コニカミノルタ(株) Konica Minolta, Inc.	のべ受講者数(年間) Total persons attended (annual)	人 persons				約9,600 Approx. 9,600	約8,600 Approx. 8,600	約8,600 Approx. 8,600
	のべ受講時間(年間) Total hours attended (annual)	時間 hours				約83,000 Approx. 83,000	約64,000 Approx. 64,000	約59,000 Approx. 59,000
	従業員一人当たりの年間平均研修時間 Average hours of training per year per employee	時間 hours				約16 Approx. 16	約13 Approx. 13	約13 Approx. 13
コニカミノルタグループ(全世界) ‡ Konica Minolta Group (worldwide) ‡	従業員一人当たりの年間平均教育研修時間 Average hours per FTE of training and development	時間 hours					16.7	16.4
	従業員一人当たりの年間平均教育研修費用 Average amount spent per FTE on training and development	千円 thousand JPY					22	76

ICT人材スキル認定者数 Number of Certified ICT Personnel

	単位 Unit	FY2015	FY2016	FY2017	FY2018	FY2019	FY2020	FY2021
データサイエンティスト※1 Data Scientist*1	人 persons				254	71	154	218
コニカミノルタ プロダクトオーナー※2 Konica Minolta Product Owners*2	人 persons				168	129	47	56
ITアーキテクト※3 IT Architects*3	人 persons					9	12	10
コニカミノルタ システムアーキテクト※4 Konica Minolta System Architect*4	人 persons						67	0

注: 集計範囲はコニカミノルタ(株)の正規従業員

Note: Figures are for regular employees of Konica Minolta, Inc.

※1 データサイエンティスト: 各種データから意思決定やワークフローの課題を抽出し、解決策を構築する人材

* 1. Data Scientist: Personnel who can identify decision-making and workflow issues by reviewing various types of data and then establish solutions

※2 コニカミノルタ プロダクトオーナー: ビジネスとソフトウェア技術の両方に精通し、ソフトウェア開発への投資対効果を最大化する人材

* 2. Konica Minolta Product Owner: Personnel well versed in both business and software technology who can maximize return on investment in software development

※3 ITアーキテクト: ITサービスを顧客へ提供するためのプロセスやアーキテクチャの実現を担う人材

* 3. IT Architect: Personnel who are responsible for realizing the processes and architecture for providing IT services to customers

※4 コニカミノルタシステムアーキテクト: 主にクラウドのインフラとシステム構成、アプリケーションアーキテクチャを設計する人材。2021年度は登録なし。

* 4. Konica Minolta System Architect: Personnel who design cloud infrastructure and system configurations and application architectures. No registration for fiscal 2021.

従業員の健康管理への対応 Promoting Health Management

	単位 Unit	FY2013	FY2014	FY2015	FY2016	FY2017	FY2018	FY2019	FY2020	FY2021
最も健康リスクの高い従業員数(2013年度を100とした場合の指数) Employees with the highest health risks (Indexed with FY2013 as 100)	-	100	59	29	41	26	17	16	20	9
従業員一人当たりの入院費(2013年度を100とした場合の指数) Hospitalization expenses per employee (Indexed with FY2013 as 100)	コニカミノルタグループ Konica Minolta Group 健保連平均 Average for the National Federation of Health Insurance Association	-	100	91	99	91	107	99	108	119
特定保健指導該当者における初回面談実施率 Initial interview implementation rate with those eligible for specific health guidance	%				39.5%			75.6%	64.4%	51.7%
特定保健指導該当者における面談完了率 Interview completion rate with those eligible for specific health guidance	%				30.3%			71.5%	55.7%	49.8%
メンタル不調によるのべ休務日数(年間)※1 Total days of leave taken due to mental health problems (annual) *1	日 days		12,251	9,580	11,200	8,973	6,893	7,887	9,077	8,683
メンタル不調による休務者割合※1 Percentage of employees taking leave due to mental health problems*1	%		0.64%	0.60%	0.57%	0.57%	0.39%	0.42%	0.61%	0.48%
月次超過時間が80時間以上の従業員数 Number of employees who logged 80 or more hours of monthly overtime	人 persons			557	449	304	253	219	243	872
喫煙率 Trend in smoking rate	%		29.5%	28.5%	27.9%	27.0%	26.1%	24.8%	22.2%	21.4%
構内喫煙所数(屋内) Number of smoking areas on the premises (indoor)	箇所 sites		114	78	35	11	2	2	0	0
構内喫煙所数(屋外) Number of smoking areas on the premises (outdoor)	箇所 sites		30	32	42	44	44	44	0	0
従業員一人当たりのプレゼンティーズム※2損失額(1ヵ月平均) Loss due to presenteeism*2 per employee (monthly average)	円 JPY				68,398	61,115	64,803	45,976	67,015	71,824

注 集計範囲はコニカミノルタ国内グループ全従業員

Note: Figures are for all employees of the Konica Minolta Group in Japan

※1 集計期間は各年度4月1日時点

* 1 Figures are calculated as of April 1 of each fiscal year.

※2 プレゼンティーズム: 何らかの健康問題によって、業務の能率が落ちている状況

* 2 Presenteeism: a status in which work efficiency declines due to some health problem

各種がん検診受診率 Cancer Screening Uptake Rate

	単位 Unit	FY2013	FY2014	FY2015	FY2016	FY2017	FY2018	FY2019	FY2020	FY2021
肺 Lungs	%							99.1%	99.3%	99.0%
胃 Stomach	%							95.8%	87.9%	89.5%
大腸 Large intestine	%							94.1%	94.4%	94.9%
前立腺 Prostate	%							97.6%	99.0%	99.1%
乳 Breasts	%	46.5%	55.1%	63.8%	64.9%	63.9%	66.3%	66.0%	60.5%	66.1%
子宮頸 Uterine cervix	%	19.8%	18.2%	21.0%	42.9%	38.5%	41.4%	40.9%	36.4%	42.4%

注 集計範囲はコニカミノルタ国内グループ全従業員

Note: Figures are for all employees of the Konica Minolta Group in Japan

労働災害発生状況 Occupational Accidents

		単位 Unit	FY2015	FY2016	FY2017	FY2018	FY2019	FY2020	FY2021	
就業中の死亡事故発生件数 Number of fatal accidents during work	グループ正規従業員注1 Group regular employees ¹	件 case	0	0	0	0	0	0	0	
	グループ派遣社員 Employees dispatched from an agency	件 case	0	0	0	0	0	0	0	
	業請従業員注2 Staff contracted from other companies ²	件 case	0	0	0	0	0	0	0	
休業災害発生状況 Accidents causing absence from work	国内拠点 注3 / At sites in Japan ³	休業者数 Number of employees taking leave from work	人 persons	6	4	7	8	7	8	6
		休業度数率 Rate of lost-worktime injuries	※1 *	0.23	0.13	0.22	0.25	0.23	0.27	0.21
		休業日数 Number of days of absence	日 days	14	44	237	59	195	254	106
		休業強度率 Severity rate of accidents causing absence from work	※2 **	0.0004	0.0012	0.0062	0.0015	0.0052	0.0071	0.0031
	海外拠点 注4 / At sites outside Japan ⁴	休業者数 Number of employees taking leave from work	人 persons	12	6	5	5	6	1	4
		休業度数率 Rate of lost-worktime injuries	※1 *	0.44	0.21	0.20	0.20	0.23	0.04	0.17
		休業日数 Number of days of absence	日 days	340	52	98	86	73	2	184
		休業強度率 Severity rate of accidents causing absence from work	※2 **	0.0103	0.0015	0.0032	0.0029	0.0023	0.0001	0.0066

注1 国内拠点と海外生産拠点の正規従業員と派遣社員

Note 1. Regular employees and temporary employees at sites in Japan and production sites outside Japan

注2 生産拠点の業請従業員

Note 2. Contract workers at production sites in Japan

注3 集計範囲は国内のコンカミノルタグループの従業員と派遣社員

Note 3. Boundary: Employees of Konica Minolta Group Japan, including those dispatched from an agency

注4 集計範囲は中国のグループ会社およびマレーシアの生産会社の従業員と派遣社員

Note 4. Boundary: Figures are for employees and temporary staff of Group companies in China and manufacturing companies in Malaysia, including those dispatched from an agency.

※1 度数率：在籍労働者のべ実労働時間数100万時間当たりの休業者数

*1 Rate of lost-worktime injuries: The number of persons absent from work per one million total actual working hours for current employees

※2 強度率：在籍労働者のべ実労働時間数1000時間当たりのべ労働損失日数

*2 Accident severity rate: The total number of days absent from work per 1,000 total actual working hours for current employees

製品事故発生状況 Product-related Accidents

		単位 Unit	FY2015	FY2016	FY2017	FY2018	FY2019	FY2020	FY2021
製品の重大事故発生件数 ※1		件 case	0	0	0	0	0	0	0
Number of serious product-related accidents ¹		件 case	0	0	0	0	0	0	0
製品の重大セキュリティ事故発生件数 ※2		件 case	0	0	0	0	0	0	0
Number of serious security incidents in products and services ²		件 case	0	0	0	0	0	0	0

注: 集計対象：すべてのコンカミノルタ製品

Note: Scope: All Konica Minolta products

※1 重大事故：製品使用者の生命、身体に重大な被害を及ぼした場合、製品以外の財産に重大な被害を及ぼした場合を対象とします。

*1. Serious product-related accidents refer to those accidents that cause serious harm to the product user's life and/or body and accidents that cause serious damage to assets other than the product.

※2 重大セキュリティ事故：製品セキュリティに関し、製品使用者のビジネスに深刻かつ重大な影響を及ぼした場合を対象とします。

*2. Serious security incidents refer to those product-security incidents that cause serious and significant harm to the product user's business

お客様満足度調査によるNPS(※)スコア推移 (情報機器事業)

NPS* Score from Customer Satisfaction Surveys (Business Technologies Business)

		単位 Unit	FY2014	FY2015	FY2016	FY2017	FY2018	FY2019	FY2020	FY2021
NPS増加点 (2014年比)			0	3	6	9	6	8	11	0
NPS score increase (compared to FY2014)	-		0	3	6	9	6	8	11	0

注: 調査対象は直販の顧客企業

Note: Survey subjects: Corporate customers to which Konica Minolta sells directly

※ Net Promoter Score* (NPS*) : 企業や製品、サービスを他者に推奨する割合を測定した指標

Net Promoter Score (NPS*) : an indicator that measures the percentage of customers who recommend the company and its products and services to others.

Net Promoter Score*およびNPS*は、ベイン・アンド・カンパニー、フレッド・ライクヘルド、サトメトリックス・システムの登録商標です。 Net Promoter Score* and NPS* are registered trademarks of Bain & Company, Inc., Fred Reichheld and Satmetrix Systems, Inc.

CSR調達への取り組み Implementing CSR Procurement

		単位 Unit	FY2015	FY2016	FY2017	FY2018	FY2019	FY2020	FY2021
お取引先へのCSRの要請割合		%			100%	-	-	-	100%
Percentage of suppliers requested to carry out CSR activities		%			100%	-	-	-	100%
CSR診断数	グループ生産拠点	件 case			3	18	2	4	13
Number of CSR assessments	グループ生産拠点	件 case			3	18	2	4	13
	重要なお取引先 Important suppliers	件 case			50	15	41	40	30
CSR監査数	特に重要なグループ生産拠点	件 case			2	0※	0	0	2
Number of CSR audits	特に重要なグループ生産拠点	件 case			2	0※	0	0	2
	特に重要なお取引先	件 case			1	0	1	1	1

※ 特に重要なグループ生産会社2拠点の指摘事項改善確認を実施 Confirmation of improvement of issues pointed out at 2 important group production sites

コンカミノルタグループ調達金額 Konica Minolta Group Procurement Amount

		単位 Unit	FY2015	FY2016	FY2017	FY2018	FY2019	FY2020	FY2021
調達金額	億円	100 million JPY		5,200	5,500	5,700	5,300	4,600	4,500
Total value of the Group's procurement	100 million JPY			5,200	5,500	5,700	5,300	4,600	4,500

Contents	Message from the CEO	Message from Corporate Vice President	Basic Approach and Systems for Sustainability Management	Sustainability Strategy	Material Issues	Activity Report		
						Environment	Social	Governance
Evaluation by External Parties	Stakeholder Engagement	Participation in Initiative	ESG Data	List of Policies	External Assurance	Guidelines Index	Reporting Policy	

調達地域比率（調達金額ベース） Procurement amount, by region (Based on monetary amount of procurement)

	単位 Unit	FY2015	FY2016	FY2017	FY2018	FY2019	FY2020	FY2021
日本 Japan	%		33%	34%	35%	36%	37%	39%
中国 China	%		32%	29%	27%	26%	22%	19%
ASEAN	%		13%	14%	11%	11%	13%	17%
米国 US	%		11%	12%	13%	14%	15%	14%
欧州 Europe	%		11%	11%	14%	14%	13%	11%

調達分類比率（調達金額ベース） Procurement classification analysis (Based on monetary amount of procurement)

	単位 Unit	FY2015	FY2016	FY2017	FY2018	FY2019	FY2020	FY2021
物品 Goods	%				73%	73%	75%	72%
サービス Services	%				27%	27%	25%	28%

紛争鉱物調査に関する対応 Addressing the Issue of Conflict Minerals

	単位 Unit	FY2015	FY2016	FY2017	FY2018	FY2019	FY2020	FY2021
お取引先からの回答回収率 Response rate from suppliers regarding the conflict minerals survey	%	95%	97%	99%	98%	95%	98%	96%
お客様からの紛争鉱物調査要請への対応率 Response rate from customers to survey requests	%	100%	100%	100%	100%	100%	100%	100%
RMAP適合製錬/精製業者(数) ※1 The number of RMAP-compliant smelters or refiners ¹	社数 companies	210	244	252	252	232	235	235
RMIが認識している製錬/精製業者(数) ※2 The number of smelters or refiners recognized by RMI ²	社数 companies	303	311	313	312	296	318	338

注：デジタルワークプレイス事業、プロフェッショナルプリント事業、ヘルスケア事業、インダストリー事業における紛争鉱物調査結果
 Note: Results of Digital Workplace Business, Professional Print Business, Healthcare Business and Industry Business Conflict Minerals Survey
 ※1/1. RMAP: Responsible Minerals Assurance Process
 ※2/2. RMI: Responsible Minerals Initiative

社会貢献活動実績 Social Contribution Achievements

	単位 Unit	FY2015	FY2016	FY2017	FY2018	FY2019	FY2020	FY2021
社会貢献活動の内訳 Social Contribution Achievements Breakdown	金銭的支援 Cash contributions 万円 10 thousand JPY					13,600	12,200	17,100
	人的支援 Time (employee volunteering) 万円相当 10 thousand JPY equivalent					20,200	10,600	13,600
	物品支援 In-kind giving					9,100	47,200	4,800
社会貢献活動の内訳（目的別） Social Contribution Achievements Breakdown (by purpose)	慈善寄付 Charitable donations	%					7	27
	宣伝活動 Public relations initiatives	%					81	29
	地域への投資 Community investments	%					12	45

ガバナンスデータ2022 Governance Data 2022

2022年7月26日更新 Updated July 26, 2022

取締役会の出席率 Attendance Rates for the Board of Directors

		FY2015	FY2016	FY2017	FY2018	FY2019	FY2020	FY2021
開催回数 Number of meetings	取締役会 Board of Directors		13	14	12	12	12	14
	指名委員会 Nominating Committee		7	10	7	6	7	10
	監査委員会 Audit Committee		13	13	13	13	13	13
	報酬委員会 Compensation Committee		8	8	6	7	9	12
	計 Total		41	45	38	38	41	49
全取締役の出席率 (%) Attendance rates for all directors (%)	取締役会 Board of Directors		99	99	100	100	99	100
	指名委員会 Nominating Committee		97	100	100	100	97	100
	監査委員会 Audit Committee		100	100	99	100	100	100
	報酬委員会 Compensation Committee		100	98	100	100	100	100
	計 Total		99	99	99	100	99	100
社外取締役の出席率 (%) Attendance rates for outside directors (%)	取締役会 Board of Directors		100	98	100	100	100	100
	指名委員会 Nominating Committee		100	100	100	100	100	100
	監査委員会 Audit Committee		100	100	98	100	100	100
	報酬委員会 Compensation Committee		100	96	100	100	100	100
	計 Total		100	99	99	100	100	100

取締役、執行役ごとの報酬等の額 Amount of Compensation Paid to Directors and Executive Officers

		合計 (百万円) Total (million yen)	固定報酬 Total base salary		業績連動報酬 Performance-linked compensation		株式報酬 Stock bonus		株式報酬型ストック・オプション Stock compensation-type stock options	
			人員 (名) Persons	金額 (百万円) Amount (million yen)	人員 (名) Persons	金額 (百万円) Amount (million yen)	人員 (名) Persons	金額 (百万円) Amount (million yen)	人員 (名) Persons	金額 (百万円) Amount (million yen)
FY2021※1*	取締役 Directors	64	6	64	-	-	-	-	-	-
	社外 Outside	64	6	64	-	-	-	-	-	-
	社内 Inside	169	3	127	-	-	3	42	-	-
	計 Total	234	9	192	-	-	3	42	-	-
	執行役 Executive officers	391	10	280	10	29	10	81	-	-
FY2020※2*	取締役 Directors	64	6	64	-	-	-	-	-	-
	社外 Outside	64	6	64	-	-	-	-	-	-
	社内 Inside	188	3	124	-	-	3	64	-	-
	計 Total	253	9	188	-	-	3	64	-	-
	執行役 Executive officers	724	22	465	22	121	22	137	-	-
FY2019※3*	取締役 Directors	63	6	63	-	-	-	-	-	-
	社外 Outside	63	6	63	-	-	-	-	-	-
	社内 Inside	159	4	127	-	-	4	31	-	-
	計 Total	222	10	190	-	-	4	31	-	-
	執行役 Executive officers	615	24	525	24	55	24	34	-	-

注: 業績連動報酬については、当事業年度において費用計上すべき額を記載しています。株式報酬については、取締役(社外取締役を除く)及び執行役に対して付与されるポイントの見込み数に応じた将来の当社株式交付等の報酬見込額を算定し、当事業年度において費用計上すべき額を記載しています。

Note: Regarding the performance-linked compensation, the amounts which were recorded as expense in the period are stated. Regarding the stock-based compensation, the amounts shown are those to be recorded as expenses in the fiscal year concerned, based on calculation of the expected amount of compensation including future granting of the company's shares, in accordance with the expected number of points granted to Directors (excluding outside directors) and executive officers.

※1 人数には、2021年6月17日開催の第117回定時株主総会開催日に退任した社外取締役及び執行役の各1名を含んでいます。2022年3月31日現在、社外取締役は5名、社内取締役(執行役非兼務)は3名、執行役は9名。社内取締役は、上記の3名のほかに4名(執行役兼務)ありますが、その者の報酬等は執行役に含めて記載しています。

*1 The numbers include one outside director and one executive officer who stepped down as of the date of the 117th Shareholders' Meeting held on June 17, 2021. At the end of the period (March 31, 2022), the company has five outside directors, three inside directors (not concurrently holding executive officer posts) and 9 executive officers. In addition to the three inside directors shown above, the company has another four inside directors who concurrently hold executive officer posts, and the compensation to these directors is included in compensation to executive officers.

※2 人数には、2020年6月30日開催の第116回定時株主総会開催日に退任した社外取締役1名および同年5月31日付で退任した執行役1名を含んでいます。2021年3月31日現在、社外取締役は5名、社内取締役(執行役非兼務)は3名、執行役は23名。社内取締役は、上記の3名のほかに4名(執行役兼務)ありますが、その者の報酬等は執行役に含めて記載しています。

*2 The numbers include one outside director who stepped down as of the date of the 116th Shareholders' Meeting held on June 30, 2020 and one executive officer who retired on May 31, 2020. As of March 31, 2021, the company has five outside directors, three inside directors (not concurrently holding executive officer posts) and 23 executive officers. In addition to the three inside directors shown above, the company has another four inside directors who concurrently hold executive officer posts, and the compensation to these directors is included in compensation to executive officers.

※3 人数には、2019年6月18日開催の第115回定時株主総会開催日に退任した社外取締役並びに社内取締役の各1名を含んでいます。2020年3月31日現在、社外取締役は5名、社内取締役(執行役非兼務)は3名、執行役は24名。社内取締役は、上記の4名のほかに4名(執行役兼務)ありますが、その者の報酬等は執行役に含めて記載しています。また、第115回定時株主総会開催日に執行役を退任し、取締役就任した1名については、執行役分と取締役分をそれぞれ分けて人員並びに報酬額を記載しています。

*3 The numbers include one outside director and one inside director who stepped down as of the date of the 115th Shareholders' Meeting held on June 18, 2019. At the end of the period (March 31, 2020), the company has five outside directors, three inside directors (not concurrently holding executive officer posts) and 24 executive officers. In addition to the four inside directors shown above, the company has another four inside directors who concurrently hold executive officer posts, and the compensation to these directors is included in compensation to executive officers. Also, with respect to the one person who stepped down from an executive officer position and became a director as of the date of the 115th Shareholders' Meeting, this person's presence and compensation as an executive officer and director are split and included in the respective categories.

報酬等の総額が1億円以上である者の報酬等の総額等

Total Compensation for Those Individuals with a Total Compensation of 100 million Yen or More

(百万円 million yen)

	役職・氏名 Position / Name	会社区分 Company type	合計 Total	固定報酬 Total base salary	業績連動報酬 ^{※2} Performance-linked compensation ²	株式報酬 ^{※3} Stock bonus ³	株式報酬型ストック・オプション compensation-type stock options
FY2021	該当なし	-	-	-	-	-	-
FY2020	取締役 代表執行役社長兼CEO 山名 昌衛 Shoen Yamana President & CEO	提出会社 Submitting company	100	60		13	27
	執行役 Richard K. Taylor ※1 Executive Officer Richard K. Taylor ¹	連結子会社 Consolidated subsidiary Konica Minolta Business Solutions U.S.A., Inc.	169	93	75		
FY2019	執行役 Richard K. Taylor ※1 Executive Officer Richard K. Taylor ¹	連結子会社 Consolidated subsidiary Konica Minolta Business Solutions U.S.A., Inc.	147	91	56		

※1 執行役Richard K. Taylorは、連結子会社Konica Minolta Business Solutions U.S.A., Inc.のCEO (2021年3月31日付退任)。

*1. Executive Officer Richard K. Taylor is the CEO of the consolidated subsidiary, Konica Minolta Business Solutions U.S.A., Inc. (Resigned on March 31, 2021)

※2 業績連動報酬については、当事業年度において費用計上すべき額を記載。

*2. Regarding the performance-linked compensation, the amounts which were recorded as expense in the period are stated.

※3 「役員報酬」について、に記載の取締役及び執行役が受ける個人別の報酬決定に関する方針第6条に基づき、執行役Richard K. Taylorは株式報酬制度の対象外。

*3. Based on Article 6 of the policy for determining the individual compensation entitlement of directors and executive officers described in "Compensation for Directors and Executive Officers" above, executive officer Richard K. Taylor is not covered by the stock compensation plan.

コンプライアンス Compliance

	FY2015	FY2016	FY2017	FY2018	FY2019	FY2020	FY2021
コンプライアンス推進活動 Activities to Promote Compliance							
グループ行動憲章に関する教育受講率 ^{*1} Participation rate in education on the Group Charter of Corporate Behavior ¹				99.9%	100%	100%	100%
コンプライアンス最優先確認書の提出率 ^{*1} Submission rate of written compliance acknowledgement ¹				99.9%	100%	100%	100%
内部通報合計(件) Total number of reports to the internal hotlines					79	58	63
日本 Japan					32	14	21
人権関連 ^{*2} Human rights issues ²					19	8	17
公表を必要とする重要問題 Significant incidents that warrant disclosure					0	0	0
海外 Overseas					47	44	42
人権関連 ^{*2} Human rights issues ²					24	21	19
公表を必要とする重要問題 Significant incidents that warrant disclosure					0	0	0
コンプライアンス問題の発生件数(件) Number of incidents of compliance issues							
詐欺、横領 Fraud, embezzlement	0	0	0	0	0	0	0
贈賄、腐敗行為 Bribe, corruption	1	0	0	0	0	0	0
独占禁止法、下請法 Antitrust law violations	0	0	0	0	0	0	0
景品表示法違反件数 Number of infractions of the Act against Unjustifiable Premiums and Misleading Representations					0	0	0
個人情報漏洩 ^{*3} Personal information leakage ³	0	0	0	0	0	0	0
その他 Others	0	0	0	0	0	0	0
政治献金(円) Political contributions (JPY)				0	0	0	0

*1. 全世界グループ会社の役員・従業員対象。

*1. Data covers officers and employees of all Group companies.

*2. 人権関連：パワハラ/セクハラ/差別/不適切な扱い

*2. Human rights issues (power harassment/sexual harassment/discrimination/improper treatment)

*3. 顧客の個人情報漏洩に関する規制機関・第三者機関等からの具現化した不届申し立て

*3. The number of substantiated complaints concerning customer privacy from regulatory bodies, third-parties, etc.)

政治献金やその他の支出 Political Contributions and Other Expenditures

(百万円 million yen)

	FY2015	FY2016	FY2017	FY2018	FY2019	FY2020	FY2021
ロビー活動 Lobbying, interest representation or similar	0	0	0	0	0	0	0
政治活動・政治団体への支出 Local, regional or national political campaigns / organizations / candidates	0	0	0	0	0	0	0
業界団体などへの支出 Trade associations or tax-exempt groups (ex. Think tanks)	56.2	58.3	54.0	56.9	61.7	64.7	65.4
その他 (投票法案又は国民投票に関連する支出) Other (ex. Spending related to ballot measures or referendums)	0	0	0	0	0	0	0

2021年度の主な支出先 Major Recipients of Contributions in FY2021

団体名 Name of the organization	団体の概要 Outline of the organization
一般社団法人ビジネス・機械・情報システム産業協会 Japan Business Machine and Information System Industries Association	一般社団法人 ビジネス機械・情報システム産業協会(JBMIA)は、ビジネス機械とそれに付随する情報システム産業の発展に貢献する団体です。 The Japan Business Machine and Information System Industries Association (JBMA) is an organization that supports the development of the business equipment and ancillary information system industry.
一般社団法人 日本経済団体連合会 Japan Business Federation	経団連は、日本の代表的な企業1,494社、製造業やサービス業等の主要な業種別全国団体108団体、地方別経済団体47団体などから構成されています(2022年4月1日現在)。 The Japan Business Federation is made up of 1,494 of Japan's most representative companies, 108 national organizations representing key industries such as the manufacturing and service industries, and 47 economic organizations representing specific regions, among others (as of April 1, 2022).
一般社団法人 電子情報技術産業協会 Japan Electronics and Information Technology Industries Association	一般社団法人電子情報技術産業協会 (JEITA)はIT・エレクトロニクス分野において日本を代表する業界団体として、当業界と日本経済の発展に重要な役割を担っている団体です。 As an industry organization representing Japan in the IT and electronics sector, the Japan Electronics and Information Technology Industries Association (JEITA) plays an important role in developing this industry and the Japanese economy.
一般社団法人 グローバル・コンパクト・ネットワーク・ジャパン United Nations Global Compact Network Japan	国連グローバル・コンパクト (UNGC) は、各企業・団体が責任ある創造的なリーダーシップを発揮することによって、社会の良き一員として行動し、持続可能な成長を実現するための世界的な枠組み作りに参加する自発的な取り組みです。世界各国のローカルネットワークは、持続可能な発展を目指すプラットフォームとして活動しています。グローバル・コンパクト・ネットワーク・ジャパン (GCNJ) は、2003年12月に日本におけるローカルネットワークとして発足しました。 The United Nations Global Compact (UNGC) is a voluntary initiative in which companies and organizations act as good citizens by exercising responsible and creative leadership and participate in developing global frameworks to achieve a sustainable society. Local networks around the world function as platforms that aim for sustainable development. The Global Compact Network Japan (GCNJ) was established as a local network in Japan in December 2003.
The Responsible Business Alliance	大手電子機器企業のグループによって2004年に設立された責任ある企業同盟 (RBA) は、以前は電子産業市民連合 (EICC) であり、権利と健康の支援に取り組む電子機器、小売、自動車、玩具の企業で構成される非営利団体です。 The Responsible Business Alliance (RBA) was established in 2004 by a group of major electronic equipment companies, and was previously known as the Electronic Industry Citizenship Coalition (EICC). This non-profit organization is made up of electronic parts, retail, auto and toy companies involved in supporting rights and health.
bitkom	Bitkomは、1999年に設立され、IT、ソフトウェア、通信、製造業などを中心に2,000社以上の企業が参加しており、その内訳はグローバル企業、1,000社以上の中小企業、500社以上のスタートアップです。 bitkom was established in 1999, and has more than 2,000 participating companies, particularly IT, software, telecommunications and manufacturers. These include global companies, more than 1,000 small- and medium-sized companies and over 500 start-ups.
I&P europe	I&P Europe - Imaging and Printing Associationは、画像・印刷業界の製品メーカーや技術プロバイダーが参加するヨーロッパの団体です。 I&P Europe - Imaging and Printing Association is a European association of product manufacturers and technology providers for the imaging and printing industry.
RE100(日本語) RE100(English)	RE100は、The Climate GroupとCDPによって運営される企業の自然エネルギー100%を推進する国際ビジネスイニシアティブです。企業による自然エネルギー100%宣言を可視化するとともに、自然エネの普及・促進を求めるもので、世界の影響力のある大企業が参加しています。 RE100 is an international business initiative administered by The Climate Group and CDP that supports companies making the transition to 100% renewable energy. As well as making companies' pledges to use 100% renewable energy visible, it seeks to spread and promote natural energy. Major companies with a global reach participate.
気候変動イニシアティブ Climate Change Initiative	気候変動対策に積極的に取り組む企業や自治体、団体、NGOなど、国家政府以外の多様な主体のゆるやかなネットワークです。 The Climate Change Initiative is a loose network of diverse entities other than national governments, including companies, local governments, organizations and NGOs that are actively involved in addressing climate change.

Contents	Message from the CEO	Message from Corporate Vice President	Basic Approach and Systems for Sustainability Management	Sustainability Strategy	Material Issues	Activity Report		
						Environment	Social	Governance
Evaluation by External Parties	Stakeholder Engagement	Participation in Initiative	ESG Data	List of Policies	External Assurance	Guidelines Index	Reporting Policy	

List of Policies

Konica Minolta's Policies and regulations are listed here. Please refer to the correct page of the activity report for information on initiatives based on these policies.

- › [Konica Minolta Group Charter of Corporate Behavior](#)

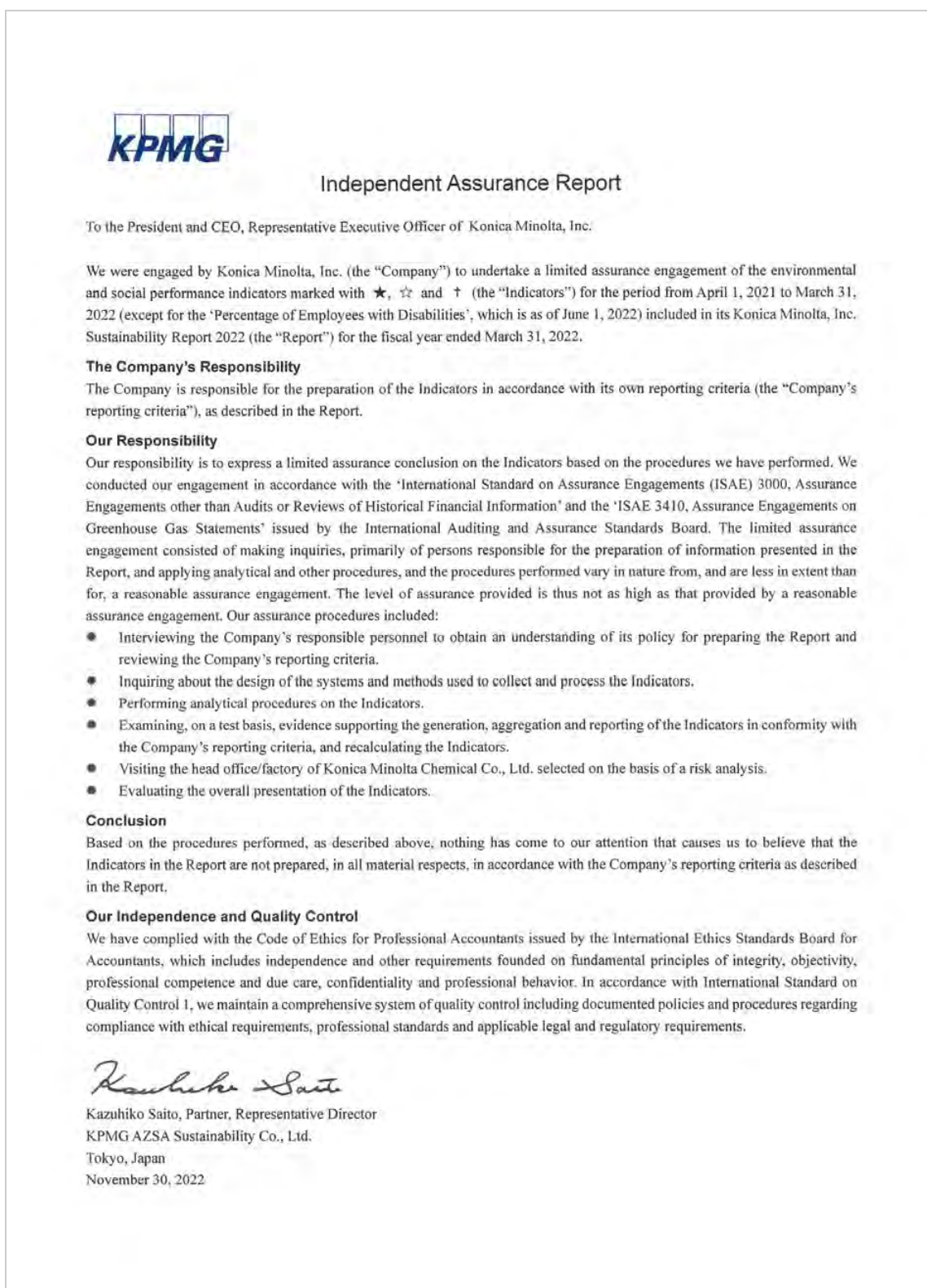
- › [Basic Policy on Corporate Governance](#)
- › [Disclosure Policy](#)
- › [Konica Minolta Group Tax Policy](#)

- › [Konica Minolta Occupational Safety and Healthcare Policy](#)
- › [Konica Minolta Group Health Declaration](#)
- › [Konica Minolta Group Human Rights Policy](#)
- › [Konica Minolta Group Basic Policy on the Use of Artificial Intelligence](#)
- › [Konica Minolta Group Information Security Policy](#)
- › [Global Personal Data Protection Policy of Konica Minolta Group](#)
- › [Konica Minolta Environmental Policy](#)
- › [Konica Minolta Quality Policy](#)
- › [Konica Minolta Procurement Policy](#)
 - › [Konica Minolta Supply Chain Code of Conduct](#)
 - › [Konica Minolta Responsible Minerals Policy](#)
- › [Konica Minolta Basic Policy on Corporate Citizenship](#)

- › [Policy for Fulfilling Stewardship Responsibilities](#)

External Assurance

Konica Minolta engaged KPMG AZSA Sustainability Co., Ltd. to provide assurance on whether its data on CO₂ emissions from procurement, research & development, production, product distribution, sales and service, and product usage; Scope1 CO₂ emissions; Scope2 CO₂ emissions; energy use; electricity derived from renewable energy sources; non-renewable energy consumption; waste discharged externally from manufacturing; recycled resources; landfill waste; atmospheric emissions of volatile organic compounds (VOCs); water withdrawal (total, potable water and ground water); the average remuneration by gender and job position; the number of regular employees (by gender); and the percentage of employees with disabilities have been measured, gathered, and disclosed in accordance with the criteria set by the Group. Indicators that have been assured by KPMG AZSA Sustainability Co., Ltd. are marked with ★, ☆ or †.



Guidelines Index



In setting goals for CSR activities, Konica Minolta refers international guidelines including the UN Global Compact and ISO26000. The CSR Report, which consists of the pamphlet and the web-based information, is in accordance with the Global Reporting Initiative Standards: Core Option..

▶ GRI Standards Index	▶ ISO26000 Index	▶ UN Global Compact Index	▶ SASB INDEX
---------------------------------------	----------------------------------	---	------------------------------

Universal Standards

GRI Standards	Requirements	References	
GRI 102: General Disclosures	1. Organizational profile		
	102-1	a. Name of the organization.	Corporate Information > Company Overview
	102-2	a. A description of the organization's activities. b. Primary brands, products, and services, including an explanation of any products or services that are banned in certain markets.	Corporate Information > Business Units
	102-3	a. Location of the organization's headquarters.	Corporate Information > Company Overview
	102-4	a. Number of countries where the organization operates, and the names of countries where it has significant operations and/or that are relevant to the topics covered in the report.	Corporate Information > Company Overview Corporate Information > At a Glance Corporate Information > Company Overview Global Network
	102-5	a. Nature of ownership and legal form.	Corporate Information > Company Overview
	102-6	a. Markets served, including: i. geographic locations where products and services are offered; ii. sectors served; iii. types of customers and beneficiaries.	Corporate Information > Business Units Stakeholder Engagement
	102-7	a. Scale of the organization, including: i. total number of employees; ii. total number of operations; iii. net sales (for private sector organizations) or net revenues (for public sector organizations); iv. total capitalization (for private sector organizations) broken down in terms of debt and equity; v. quantity of products or services provided.	Financial Results / Presentation Materials Corporate Information > Company Overview
	102-8	a. Total number of employees by employment contract (permanent and temporary), by gender. b. Total number of employees by employment contract (permanent and temporary), by region. c. Total number of employees by employment type (full-time and part-time), by gender. d. Whether a significant portion of the organization's activities are performed by workers who are not employees. If applicable, a description of the nature and scale of work performed by workers who are not employees. e. Any significant variations in the numbers reported in Disclosures 102-8-a, 102-8-b, and 102-8-c (such as seasonal variations in the tourism or agricultural industries). f. An explanation of how the data have been compiled, including any assumptions made.	ESG Data (See Social Data)
	102-9	a. A description of the organization's supply chain, including its main elements as they relate to the organization's activities, primary brands, products, and services.	Konica Minolta's Supply Chain Management Implementing CSR Procurement

GRI Standards	Requirements	References
102-10	a. Significant changes to the organization's size, structure, ownership, or supply chain, including: <ul style="list-style-type: none"> i. Changes in the location of, or changes in, operations, including facility openings, closings, and expansions; ii. Changes in the share capital structure and other capital formation, maintenance, and alteration operations (for private sector organizations); iii. Changes in the location of suppliers, the structure of the supply chain, or relationships with suppliers, including selection and termination. 	-
102-11	a. Whether and how the organization applies the Precautionary Principle or approach.	Environmental Management System Risk Management Management of Chemical Substances in Products Reduction of Chemical Substances Risks in Production
102-12	a. A list of externally-developed economic, environmental and social charters, principles, or other initiatives to which the organization subscribes, or which it endorses.	Basic Approach and Systems for Sustainability Management Implementing CSR Procurement Addressing the Issue of Conflict Minerals Participation in Initiative
102-13	a. A list of the main memberships of industry or other associations, and national or international advocacy organizations.	Basic Approach and Systems for Sustainability Management Implementing CSR Procurement Addressing the Issue of Conflict Minerals Participation in Initiative
2.Strategy		
102-14	a. A statement from the most senior decision-maker of the organization (such as CEO, chair, or equivalent senior position) about the relevance of sustainability to the organization and its strategy for addressing sustainability.	Message from the President
102-15	a. A description of key impacts, risks, and opportunities.	Message from the President Basic Approach and Systems for Sustainability Management Sustainability Strategy Medium-term Environmental Strategy Sustainability Strategy Material Issue:Improving Fulfillment in Work and Corporate Dynamism Material Issue:Supporting Healthy, High-Quality Living Material Issue:Ensuring Social Safety and Security Material Issue:Addressing Climate Change Material Issue:Using Limited Resources Effectively Medium-Term Business Plan Risk Management
3.Ethics and integrity		
102-16	a. A description of the organization's values, principles, standards, and norms of behavior.	Philosophy Basic Approach and Systems for Sustainability Management Compliance
102-17	a. A description of internal and external mechanisms for: <ul style="list-style-type: none"> i. seeking advice about ethical and lawful behavior, and organizational integrity; ii. reporting concerns about unethical or unlawful behavior, and organizational integrity. 	Compliance Promotion System

GRI Standards	Requirements	References
4.Governance		
102-18	a. Governance structure of the organization, including committees of the highest governance body. b. Committees responsible for decision-making on economic, environmental, and social topics.	Basic Approach and Systems for Sustainability Management Corporate Governance Environmental Management System Risk Management Konica Minolta's Supply Chain Management Quality Management
102-19	a. Process for delegating authority for economic, environmental, and social topics from the highest governance body to senior executives and other employees.	Basic Approach and Systems for Sustainability Management
102-20	a. Whether the organization has appointed an executive-level position or positions with responsibility for economic, environmental, and social topics. b. Whether post holders report directly to the highest governance body.	Basic Approach and Systems for Sustainability Management
102-21	a. Processes for consultation between stakeholders and the highest governance body on economic, environmental, and social topics. b. If consultation is delegated, describe to whom it is delegated and how the resulting feedback is provided to the highest governance body.	Basic Approach and Systems for Sustainability Management
102-22	a. Composition of the highest governance body and its committees by: i. executive or non-executive; ii. independence; iii. tenure on the governance body; iv. number of each individual's other significant positions and commitments, and the nature of the commitments; v. gender; vi. membership of under-represented social groups; vii. competencies relating to economic, environmental, and social topics; viii. stakeholder representation.	Corporate Governance  Corporate Governance Report
102-23	a. Whether the chair of the highest governance body is also an executive officer in the organization. b. If the chair is also an executive officer, describe his or her function within the organization's management and the reasons for this arrangement.	Corporate Governance
102-24	a. Nomination and selection processes for the highest governance body and its committees. b. Criteria used for nominating and selecting highest governance body members, including whether and how: i. stakeholders (including shareholders) are involved; ii. diversity is considered; iii. independence is considered; iv. expertise and experience relating to economic, environmental, and social topics are considered.	Corporate Governance  Corporate Governance Report
102-25	a. Processes for the highest governance body to ensure conflicts of interest are avoided and managed. b. Whether conflicts of interest are disclosed to stakeholders, including, as a minimum: i. Cross-board membership; ii. Cross-shareholding with suppliers and other stakeholders; iii. Existence of controlling shareholder; iv. Related party disclosures.	Corporate Governance
102-26	a. Highest governance body's and senior executives' roles in the development, approval, and updating of the organization's purpose, value or mission statements, strategies, policies, and goals related to economic, environmental, and social topics.	Basic Approach and Systems for Sustainability Management

GRI Standards	Requirements	References
102-27	a. Measures taken to develop and enhance the highest governance body's collective knowledge of economic, environmental, and social topics.	Corporate Governance Report
102-28	a. Processes for evaluating the highest governance body's performance with respect to governance of economic, environmental, and social topics. b. Whether such evaluation is independent or not, and its frequency. c. Whether such evaluation is a self-assessment. d. Actions taken in response to evaluation of the highest governance body's performance with respect to governance of economic, environmental, and social topics, including, as a minimum, changes in membership and organizational practice.	Corporate Governance Report
102-29	a. Highest governance body's role in identifying and managing economic, environmental, and social topics and their impacts, risks, and opportunities – including its role in the implementation of due diligence processes. b. Whether stakeholder consultation is used to support the highest governance body's identification and management of economic, environmental, and social topics and their impacts, risks, and opportunities.	Basic Approach and Systems for Sustainability Management Material Issue Evaluation and Identification Process Sustainability Targets and Results Risk Management
102-30	a. Highest governance body's role in reviewing the effectiveness of the organization's risk management processes for economic, environmental, and social topics.	Risk Management
102-31	a. Frequency of the highest governance body's review of economic, environmental, and social topics and their impacts, risks, and opportunities.	Risk Management
102-32	a. The highest committee or position that formally reviews and approves the organization's sustainability report and ensures that all material topics are covered.	Basic Approach and Systems for Sustainability Management
102-33	a. Process for communicating critical concerns to the highest governance body.	Risk Management Compliance Promotion System
102-34	a. Total number and nature of critical concerns that were communicated to the highest governance body. b. Mechanism(s) used to address and resolve critical concerns.	Risk Management Compliance Promotion System
102-35	a. Remuneration policies for the highest governance body and senior executives for the following types of remuneration: i. Fixed pay and variable pay, including performance-based pay, equity-based pay, bonuses, and deferred or vested shares; ii. Sign-on bonuses or recruitment incentive payments; iii. Termination payments; iv. Clawbacks; v. Retirement benefits, including the difference between benefit schemes and contribution rates for the highest governance body, senior executives, and all other employees. b. How performance criteria in the remuneration policies relate to the highest governance body's and senior executives' objectives for economic, environmental, and social topics.	Corporate Governance
102-36	a. Process for determining remuneration. b. Whether remuneration consultants are involved in determining remuneration and whether they are independent of management. c. Any other relationships that the remuneration consultants have with the organization.	Corporate Governance
102-37	a. How stakeholders' views are sought and taken into account regarding remuneration. b. If applicable, the results of votes on remuneration policies and proposals.	-
102-38	a. Ratio of the annual total compensation for the organization's highest-paid individual in each country of significant operations to the median annual total compensation for all employees (excluding the highest-paid individual) in the same country.	-

GRI Standards	Requirements	References
102-39	a. Ratio of the percentage increase in annual total compensation for the organization's highest-paid individual in each country of significant operations to the median percentage increase in annual total compensation for all employees (excluding the highest-paid individual) in the same country.	-
5.Stakeholder engagement		
102-40	a. A list of stakeholder groups engaged by the organization.	Basic Approach and Systems for Sustainability Management Relationship between Konica Minolta and Stakeholders
102-41	a. Percentage of total employees covered by collective bargaining agreements.	Human Rights ESG Data(Social Data)
102-42	a. The basis for identifying and selecting stakeholders with whom to engage.	Relationship between Konica Minolta and Stakeholders
102-43	a. The organization's approach to stakeholder engagement, including frequency of engagement by type and by stakeholder group, and an indication of whether any of the engagement was undertaken specifically as part of the report preparation process.	Basic Approach and Systems for Sustainability Management Relationship between Konica Minolta and Stakeholders
102-44	a. Key topics and concerns that have been raised through stakeholder engagement, including: i. how the organization has responded to those key topics and concerns, including through its reporting; ii. the stakeholder groups that raised each of the key topics and concerns.	Basic Approach and Systems for Sustainability Management Relationship between Konica Minolta and Stakeholders
6.Reporting practice		
102-45	a. A list of all entities included in the organization's consolidated financial statements or equivalent documents. b. Whether any entity included in the organization's consolidated financial statements or equivalent documents is not covered by the report.	Corporate Information > Company Overview > Global Network
102-46	a. An explanation of the process for defining the report content and the topic Boundaries. b. An explanation of how the organization has implemented the Reporting Principles for defining report content.	Basic Approach and Systems for Sustainability Management Sustainability Report Editorial Policy
102-47	a. A list of the material topics identified in the process for defining report content.	Sustainability Strategy
102-48	a. The effect of any restatements of information given in previous reports, and the reasons for such restatements.	-
102-49	a. Significant changes from previous reporting periods in the list of material topics and topic Boundaries.	Message from the Sustainability Officer Sustainability Strategy
102-50	a. Reporting period for the information provided.	Sustainability Report Editorial Policy
102-51	a. If applicable, the date of the most recent previous report.	Sustainability Report Editorial Policy
102-52	a. Reporting cycle.	Sustainability Report Editorial Policy
102-53	a. The contact point for questions regarding the report or its contents.	Sustainability Reporting Policy
102-54	a. The claim made by the organization, if it has prepared a report in accordance with the GRI Standards, either: i. 'This report has been prepared in accordance with the GRI Standards: Core option'; ii. 'This report has been prepared in accordance with the GRI Standards: Comprehensive option'.	Sustainability Reporting Policy

GRI Standards	Requirements	References
102-55	a. The GRI content index, which specifies each of the GRI Standards used and lists all disclosures included in the report. b. For each disclosure, the content index shall include: i. the number of the disclosure (for disclosures covered by the GRI Standards); ii. the page number(s) or URL(s) where the information can be found, either within the report or in other published materials; iii. if applicable, and where permitted, the reason(s) for omission when a required disclosure cannot be made.	Guidelines Index
102-56	a. A description of the organization's policy and current practice with regard to seeking external assurance for the report. b. If the report has been externally assured: i. A reference to the external assurance report, statements, or opinions. If not included in the assurance report accompanying the sustainability report, a description of what has and what has not been assured and on what basis, including the assurance standards used, the level of assurance obtained, and any limitations of the assurance process; ii. The relationship between the organization and the assurance provider; iii. Whether and how the highest governance body or senior executives are involved in seeking external assurance for the organization's sustainability report.	External Assurance


Topic-specific Standards



* Core requirements

Economic

GRI Standards	Requirements	Page Number/URL
GRI 201: Economic Performance		
201-1	a. Direct economic value generated and distributed (EVG&D) on an accruals basis, including the basic components for the organization's global operations as listed below. If data are presented on a cash basis, report the justification for this decision in addition to reporting the following basic components: i. Direct economic value generated: revenues; ii. Economic value distributed: operating costs, employee wages and benefits, payments to providers of capital, payments to government by country, and community investments; iii. Economic value retained: 'direct economic value generated' less 'economic value distributed'. b. Where significant, report EVG&D separately at country, regional, or market levels, and the criteria used for defining significance.	Financial Results / Presentation Materials
201-2	a. Risks and opportunities posed by climate change that have the potential to generate substantive changes in operations, revenue, or expenditure, including: i. a description of the risk or opportunity and its classification as either physical, regulatory, or other; ii. a description of the impact associated with the risk or opportunity; iii. the financial implications of the risk or opportunity before action is taken; iv. the methods used to manage the risk or opportunity; v. the costs of actions taken to manage the risk or opportunity.	Response to New Framework for Climate-related Financial Information Disclosure Sustainability Targets and Results ESG Data (See Environmental Data)

GRI Standards	Requirements	Page Number/URL
201-3	<p>a. If the plan's liabilities are met by the organization's general resources, the estimated value of those liabilities.</p> <p>b. If a separate fund exists to pay the plan's pension liabilities:</p> <ul style="list-style-type: none"> i. the extent to which the scheme's liabilities are estimated to be covered by the assets that have been set aside to meet them; ii. the basis on which that estimate has been arrived at; iii. when that estimate was made. <p>c. If a fund set up to pay the plan's pension liabilities is not fully covered, explain the strategy, if any, adopted by the employer to work towards full coverage, and the timescale, if any, by which the employer hopes to achieve full coverage.</p> <p>d. Percentage of salary contributed by employee or employer.</p> <p>e. Level of participation in retirement plans, such as participation in mandatory or voluntary schemes, regional, or country-based schemes, or those with financial impact.</p>	Financial Results / Presentation Materials
201-4	<p>a. Total monetary value of financial assistance received by the organization from any government during the reporting period, including:</p> <ul style="list-style-type: none"> i. tax relief and tax credits; ii. subsidies; iii. investment grants, research and development grants, and other relevant types of grant; iv. awards; v. royalty holidays; vi. financial assistance from Export Credit Agencies (ECAs); vii. financial incentives; viii. other financial benefits received or receivable from any government for any operation. <p>b. The information in 201-4-a by country.</p> <p>c. Whether, and the extent to which, any government is present in the shareholding structure.</p>	-
GRI 202: Market Presence		
202-1	<p>a. When a significant proportion of employees are compensated based on wages subject to minimum wage rules, report the relevant ratio of the entry level wage by gender at significant locations of operation to the minimum wage.</p> <p>b. When a significant proportion of other workers (excluding employees) performing the organization's activities are compensated based on wages subject to minimum wage rules, describe the actions taken to determine whether these workers are paid above the minimum wage.</p> <p>c. Whether a local minimum wage is absent or variable at significant locations of operation, by gender. In circumstances in which different minimums can be used as a reference, report which minimum wage is being used.</p> <p>d. The definition used for 'significant locations of operation'.</p>	Human Rights
202-2	<p>a. Percentage of senior management at significant locations of operation that are hired from the local community.</p> <p>b. The definition used for 'senior management'.</p> <p>c. The organization's geographical definition of 'local'.</p> <p>d. The definition used for 'significant locations of operation'.</p>	ESG Data (See Social Data)
GRI 203: Indirect Economic Impacts		
203-1	<p>a. Extent of development of significant infrastructure investments and services supported.</p> <p>b. Current or expected impacts on communities and local economies, including positive and negative impacts where relevant.</p> <p>c. Whether these investments and services are commercial, in-kind, or pro bono engagements.</p>	Contributing to Society
203-2	<p>a. Examples of significant identified indirect economic impacts of the organization, including positive and negative impacts.</p> <p>b. Significance of the indirect economic impacts in the context of external benchmarks and stakeholder priorities, such as national and international standards, protocols, and policy agendas.</p>	-

GRI Standards	Requirements	Page Number/URL
GRI 204: Procurement Practices		
204-1	<p>a. Percentage of the procurement budget used for significant locations of operation that is spent on suppliers local to that operation (such as percentage of products and services purchased locally).</p> <p>b. The organization's geographical definition of 'local'.</p> <p>c. The definition used for 'significant locations of operation'.</p>	-
GRI 205: Anti-corruption		
205-1	<p>a. Total number and percentage of operations assessed for risks related to corruption.</p> <p>b. Significant risks related to corruption identified through the risk assessment.</p>	Putting Compliance into Practice
205-2	<p>a. Total number and percentage of governance body members that the organization's anti-corruption policies and procedures have been communicated to, broken down by region.</p> <p>b. Total number and percentage of employees that the organization's anti-corruption policies and procedures have been communicated to, broken down by employee category and region.</p> <p>c. Total number and percentage of business partners that the organization's anti-corruption policies and procedures have been communicated to, broken down by type of business partner and region. Describe if the organization's anti-corruption policies and procedures have been communicated to any other persons or organizations.</p> <p>d. Total number and percentage of governance body members that have received training on anti-corruption, broken down by region.</p> <p>e. Total number and percentage of employees that have received training on anti-corruption, broken down by employee category and region.</p>	Putting Compliance into Practice ESG Data (See Governance Data)
205-3	<p>a. Total number and nature of confirmed incidents of corruption.</p> <p>b. Total number of confirmed incidents in which employees were dismissed or disciplined for corruption.</p> <p>c. Total number of confirmed incidents when contracts with business partners were terminated or not renewed due to violations related to corruption.</p> <p>d. Public legal cases regarding corruption brought against the organization or its employees during the reporting period and the outcomes of such cases.</p>	Putting Compliance into Practice
GRI 206: Anti-competitive Behavior		
206-1	<p>a. Number of legal actions pending or completed during the reporting period regarding anti-competitive behavior and violations of anti-trust and monopoly legislation in which the organization has been identified as a participant.</p> <p>b. Main outcomes of completed legal actions, including any decisions or judgments.</p>	Putting Compliance into Practice
GRI 207: TAX		
207-1	<p>a. A description of the approach to tax, including:</p> <ul style="list-style-type: none"> i. whether the organization has a tax strategy and, if so, a link to this strategy if publicly available; ii. the governance body or executive-level position within the organization that formally reviews and approves the tax strategy, and the frequency of this review; iii. the approach to regulatory compliance; iv. how the approach to tax is linked to the business and sustainable development strategies of the organization. 	Putting Compliance into Practice  Konica Minolta Group Tax Policy

GRI Standards	Requirements	Page Number/URL
207-2	<p>a. A description of the tax governance and control framework, including:</p> <ul style="list-style-type: none"> i. the governance body or executive-level position within the organization accountable for compliance with the tax strategy; ii. how the approach to tax is embedded within the organization; iii. the approach to tax risks, including how risks are identified, managed, and monitored; iv. how compliance with the tax governance and control framework is evaluated. <p>b. A description of the mechanisms for reporting concerns about unethical or unlawful behavior and the organization's integrity in relation to tax.</p> <p>c. A description of the assurance process for disclosures on tax and, if applicable, a reference to the assurance report, statement, or opinion.</p>	<p>Putting Compliance into Practice  Konica Minolta Group Tax Policy Basic Concept and Promotion System of Compliance Risk Management</p>
207-3	<p>a. A description of the approach to stakeholder engagement and management of stakeholder concerns related to tax, including:</p> <ul style="list-style-type: none"> i. the approach to engagement with tax authorities; ii. the approach to public policy advocacy on tax; iii. the processes for collecting and considering the views and concerns of stakeholders, including external stakeholders. 	<p>Putting Compliance into Practice  Konica Minolta Group Tax Policy</p>
207-4	<p>a. All tax jurisdictions where the entities included in the organization's audited consolidated financial statements, or in the financial information filed on public record, are resident for tax purposes.</p> <p>b. For each tax jurisdiction reported in Disclosure 207-4-a:</p> <ul style="list-style-type: none"> i. Names of the resident entities; ii. Primary activities of the organization; iii. Number of employees, and the basis of calculation of this number; iv. Revenues from third-party sales; v. Revenues from intra-group transactions with other tax jurisdictions; vi. Profit/loss before tax; vii. Tangible assets other than cash and cash equivalents; viii. Corporate income tax paid on a cash basis; ix. Corporate income tax accrued on profit/loss; x. Reasons for the difference between corporate income tax accrued on profit/loss and the tax due if the statutory tax rate is applied to profit/loss before tax. <p>c. The time period covered by the information reported in Disclosure 207-4.</p>	<p>Corporate Information > Company Overview</p>

Environmental

GRI Standards	Requirements	Page Number/URL
GRI 301: Materials		
103-1	<p>a. An explanation of why the topic is material.</p> <p>b. The Boundary for the material topic, which includes a description of:</p> <ul style="list-style-type: none"> i. where the impacts occur; ii. the organization's involvement with the impacts. For example, whether the organization has caused or contributed to the impacts, or is directly linked to the impacts through its business relationships. <p>c. Any specific limitation regarding the topic Boundary.</p>	<p>Material Issue:Using Limited Resources Effectively Eco Vision 2050 Medium-term Environmental Strategy Sustainable Solutions (Product Initiatives) :Konica Minolta's Approach Sustainable Factory :Konica Minolta's Approach</p>

GRI Standards	Requirements	Page Number/URL
103-2	<p>a. An explanation of how the organization manages the topic.</p> <p>b. A statement of the purpose of the management approach.</p> <p>c. A description of the following, if the management approach includes that component:</p> <ul style="list-style-type: none"> i. Policies ii. Commitments iii. Goals and targets iv. Responsibilities v. Resources vi. Grievance mechanisms vii. Specific actions, such as processes, projects, programs and initiatives 	Konica Minolta Environmental Policy Eco Vision 2050 Environmental Management System Sustainable Solutions (Product Initiatives) :Konica Minolta's Approach Sustainable Factory :Konica Minolta's Approach Sustainable Solutions Certification System Sustainable Factory Certification System Resource Conservation and Recycling of Products Resource Conservation and Recycling in Production Operations
103-3	<p>a. An explanation of how the organization evaluates the management approach, including:</p> <ul style="list-style-type: none"> i. the mechanisms for evaluating the effectiveness of the management approach; ii. the results of the evaluation of the management approach; iii. any related adjustments to the management approach. 	Environmental Management System Sustainable Solutions Certification System Sustainable Factory Certification System
301-1	<p>a. Total weight or volume of materials that are used to produce and package the organization's primary products and services during the reporting period, by:</p> <ul style="list-style-type: none"> i. non-renewable materials used; ii. renewable materials used. 	ESG Data (See Environmental Data > Resources) Eco Leaf Environmental Label
301-2	<p>a. Percentage of recycled input materials used to manufacture the organization's primary products and services.</p>	Eco Leaf Environmental Label
301-3	<p>a. Percentage of reclaimed products and their packaging materials for each product category.</p> <p>b. How the data for this disclosure have been collected.</p>	Product Recycling Reduction of Use of Packaging Materials
GRI 302: Energy		
103-1	<p>a. An explanation of why the topic is material.</p> <p>b. The Boundary for the material topic, which includes a description of:</p> <ul style="list-style-type: none"> i. where the impacts occur; ii. the organization's involvement with the impacts. For example, whether the organization has caused or contributed to the impacts, or is directly linked to the impacts through its business relationships. c. Any specific limitation regarding the topic Boundary. 	Eco Vision 2050 Medium-term Environmental Strategy Sustainable Solutions (Product Initiatives) :Konica Minolta's Approach Sustainable Factory :Konica Minolta's Approach
103-2	<p>a. An explanation of how the organization manages the topic.</p> <p>b. A statement of the purpose of the management approach.</p> <p>c. A description of the following, if the management approach includes that component:</p> <ul style="list-style-type: none"> i. Policies ii. Commitments iii. Goals and targets iv. Responsibilities v. Resources vi. Grievance mechanisms vii. Specific actions, such as processes, projects, programs and initiatives 	Konica Minolta Environmental Policy Eco Vision 2050 Environmental Management System Sustainable Solutions (Product Initiatives) :Konica Minolta's Approach Sustainable Factory :Konica Minolta's Approach Sustainable Solutions Certification System Sustainable Factory Certification System Saving Energy and Preventing Global Warming through Products Saving Energy and Preventing Global Warming in Production Operations Reducing CO₂ Emissions from Distribution

GRI Standards	Requirements	Page Number/URL
103-3	<p>a. An explanation of how the organization evaluates the management approach, including:</p> <ul style="list-style-type: none"> i. the mechanisms for evaluating the effectiveness of the management approach; ii. the results of the evaluation of the management approach; iii. any related adjustments to the management approach. 	Medium-term Environmental Strategy Environmental Management System Sustainable Solutions Certification System Sustainable Factory Certification System
302-1	<p>a. Total fuel consumption within the organization from non-renewable sources, in joules or multiples, and including fuel types used.</p> <p>b. Total fuel consumption within the organization from renewable sources, in joules or multiples, and including fuel types used.</p> <p>c. In joules, watt-hours or multiples, the total:</p> <ul style="list-style-type: none"> i. electricity consumption ii. heating consumption iii. cooling consumption iv. steam consumption <p>d. In joules, watt-hours or multiples, the total:</p> <ul style="list-style-type: none"> i. electricity sold ii. heating sold iii. cooling sold iv. steam sold <p>e. Total energy consumption within the organization, in joules or multiples.</p> <p>f. Standards, methodologies, assumptions, and/or calculation tools used.</p> <p>g. Source of the conversion factors used.</p>	ESG Data (See Environmental Data > Energy · CO₂.)
302-2	<p>a. Energy consumption outside of the organization, in joules or multiples.</p> <p>b. Standards, methodologies, assumptions, and/or calculation tools used.</p> <p>c. Source of the conversion factors used.</p>	ESG Data (See Environmental Data)
302-3	<p>a. Energy intensity ratio for the organization.</p> <p>b. Organization-specific metric (the denominator) chosen to calculate the ratio.</p> <p>c. Types of energy included in the intensity ratio; whether fuel, electricity, heating, cooling, steam, or all.</p> <p>d. Whether the ratio uses energy consumption within the organization, outside of it, or both.</p>	ESG Data (See Environmental Data > Energy · CO₂.)
302-4	<p>a. Amount of reductions in energy consumption achieved as a direct result of conservation and efficiency initiatives, in joules or multiples.</p> <p>b. Types of energy included in the reductions; whether fuel, electricity, heating, cooling, steam, or all.</p> <p>c. Basis for calculating reductions in energy consumption, such as base year or baseline, including the rationale for choosing it.</p> <p>d. Standards, methodologies, assumptions, and/or calculation tools used.</p>	ESG Data (See Environmental Data)
302-5	<p>a. Reductions in energy requirements of sold products and services achieved during the reporting period, in joules or multiples.</p> <p>b. Basis for calculating reductions in energy consumption, such as base year or baseline, including the rationale for choosing it.</p> <p>c. Standards, methodologies, assumptions, and/or calculation tools used.</p>	ESG Data (See Environmental Data)

GRI Standards	Requirements	Page Number/URL
GRI 303: Water and Effluents		
303-1	<p>a. A description of how the organization interacts with water, including how and where water is withdrawn, consumed, and discharged, and the water-related impacts caused or contributed to, or directly linked to the organization’s activities, products or services by a business relationship (e.g., impacts caused by runoff).</p> <p>b. A description of the approach used to identify water-related impacts, including the scope of assessments, their timeframe, and any tools or methodologies used.</p> <p>c. A description of how water-related impacts are addressed, including how the organization works with stakeholders to steward water as a shared resource, and how it engages with suppliers or customers with significant water-related impacts.</p> <p>d. An explanation of the process for setting any water-related goals and targets that are part of the organization’s management approach, and how they relate to public policy and the local context of each area with water stress.</p>	Addressing Biodiversity in Production Activities
303-2	<p>a. A description of any minimum standards set for the quality of effluent discharge, and how these minimum standards were determined, including:</p> <ul style="list-style-type: none"> i. how standards for facilities operating in locations with no local discharge requirements were determined; ii. any internally developed water quality standards or guidelines; iii. any sector-specific standards considered; iv. whether the profile of the receiving waterbody was considered. 	Addressing Biodiversity in Production Activities
303-3	<p>a. Total water withdrawal from all areas in megaliters, and a breakdown of this total by the following sources, if applicable:</p> <ul style="list-style-type: none"> i. Surface water; ii. Groundwater; iii. Seawater; iv. Produced water; v. Third-party water. <p>b. Total water withdrawal from all areas with water stress in megaliters, and a breakdown of this total by the following sources, if applicable:</p> <ul style="list-style-type: none"> i. Surface water; ii. Groundwater; iii. Seawater; iv. Produced water; v. Third-party water, and a breakdown of this total by the withdrawal sources listed in i-iv. <p>c. A breakdown of total water withdrawal from each of the sources listed in Disclosures 303-3-a and 303-3-b in megaliters by the following categories:</p> <ul style="list-style-type: none"> i. Freshwater ($\leq 1,000$ mg/L Total Dissolved Solids); ii. Other water ($> 1,000$ mg/L Total Dissolved Solids). <p>d. Any contextual information necessary to understand how the data have been compiled, such as any standards, methodologies, and assumptions used.</p>	ESG Data (See Environmental Data > Water) Standards for Calculating Environmental Data

GRI Standards	Requirements	Page Number/URL
303-4	<p>a. Total water discharge to all areas in megaliters, and a breakdown of this total by the following types of destination, if applicable:</p> <ul style="list-style-type: none"> i. Surface water; ii. Groundwater; iii. Seawater; iv. Third-party water, and the volume of this total sent for use to other organizations, if applicable. <p>b. A breakdown of total water discharge to all areas in megaliters by the following categories:</p> <ul style="list-style-type: none"> i. Freshwater ($\leq 1,000$ mg/L Total Dissolved Solids); ii. Other water ($> 1,000$ mg/L Total Dissolved Solids). <p>c. Total water discharge to all areas with water stress in megaliters, and a breakdown of this total by the following categories:</p> <ul style="list-style-type: none"> i. Freshwater ($\leq 1,000$ mg/L Total Dissolved Solids); ii. Other water ($> 1,000$ mg/L Total Dissolved Solids). <p>d. Priority substances of concern for which discharges are treated, including:</p> <ul style="list-style-type: none"> i. how priority substances of concern were defined, and any international standard, authoritative list, or criteria used; ii. the approach for setting discharge limits for priority substances of concern; iii. number of incidents of non-compliance with discharge limits. <p>e. Any contextual information necessary to understand how the data have been compiled, such as any standards, methodologies, and assumptions used.</p>	ESG Data (See Environmental Data > Water)
303-5	<p>a. Total water consumption from all areas in megaliters.</p> <p>b. Total water consumption from all areas with water stress in megaliters.</p> <p>c. Change in water storage in megaliters, if water storage has been identified as having a significant water-related impact.</p> <p>d. Any contextual information necessary to understand how the data have been compiled, such as any standards, methodologies, and assumptions used, including whether the information is calculated, estimated, modeled, or sourced from direct measurements, and the approach taken for this, such as the use of any sector-specific factors.</p>	-
GRI 304: Biodiversity		
304-1	<p>a. For each operational site owned, leased, managed in, or adjacent to, protected areas and areas of high biodiversity value outside protected areas, the following information:</p> <ul style="list-style-type: none"> i. Geographic location; ii. Subsurface and underground land that may be owned, leased, or managed by the organization; iii. Position in relation to the protected area (in the area, adjacent to, or containing portions of the protected area) or the high biodiversity value area outside protected areas; iv. Type of operation (office, manufacturing or production, or extractive); v. Size of operational site in km² (or another unit, if appropriate); vi. Biodiversity value characterized by the attribute of the protected area or area of high biodiversity value outside the protected area (terrestrial, freshwater, or maritime ecosystem); vii. Biodiversity value characterized by listing of protected status (such as IUCN Protected Area Management Categories, Ramsar Convention, national legislation). 	-

GRI Standards	Requirements	Page Number/URL
304-2	<p>a. Nature of significant direct and indirect impacts on biodiversity with reference to one or more of the following:</p> <ul style="list-style-type: none"> i. Construction or use of manufacturing plants, mines, and transport infrastructure; ii. Pollution (introduction of substances that do not naturally occur in the habitat from point and non-point sources); iii. Introduction of invasive species, pests, and pathogens; iv. Reduction of species; v. Habitat conversion; vi. Changes in ecological processes outside the natural range of variation (such as salinity or changes in groundwater level). <p>b. Significant direct and indirect positive and negative impacts with reference to the following:</p> <ul style="list-style-type: none"> i. Species affected; ii. Extent of areas impacted; iii. Duration of impacts; iv. Reversibility or irreversibility of the impacts. 	-
304-3	<p>a. Size and location of all habitat areas protected or restored, and whether the success of the restoration measure was or is approved by independent external professionals.</p> <p>b. Whether partnerships exist with third parties to protect or restore habitat areas distinct from where the organization has overseen and implemented restoration or protection measures.</p> <p>c. Status of each area based on its condition at the close of the reporting period.</p> <p>d. Standards, methodologies, and assumptions used.</p>	-
304-4	<p>a. Total number of IUCN Red List species and national conservation list species with habitats in areas affected by the operations of the organization, by level of extinction risk:</p> <ul style="list-style-type: none"> i. Critically endangered ii. Endangered iii. Vulnerable iv. Near threatened v. Least concern 	Two endangered species have been found at our group sites, the Golden Orchid (<i>Cephalanthera falcata</i>) and the Japanese Lily (<i>Lilium speciosum</i>), both at Tokyo Site Hino. Both species are classified as Vulnerable (VU) on the 4th Version of the Japanese Red Lists maintained by Japan's Ministry of the Environment.
GRI 305: Emissions		
103-1	<p>a. An explanation of why the topic is material.</p> <p>b. The Boundary for the material topic, which includes a description of:</p> <ul style="list-style-type: none"> i. where the impacts occur; ii. the organization's involvement with the impacts. For example, whether the organization has caused or contributed to the impacts, or is directly linked to the impacts through its business relationships. c. Any specific limitation regarding the topic Boundary. 	Eco Vision 2050 Medium-term Environmental Strategy Sustainable Solutions (Product Initiatives) :Konica Minolta's Approach Sustainable Factory :Konica Minolta's Approach
103-2	<p>a. An explanation of how the organization manages the topic.</p> <p>b. A statement of the purpose of the management approach.</p> <p>c. A description of the following, if the management approach includes that component:</p> <ul style="list-style-type: none"> i. Policies ii. Commitments iii. Goals and targets iv. Responsibilities v. Resources vi. Grievance mechanisms vii. Specific actions, such as processes, projects, programs and initiatives 	Konica Minolta Environmental Policy Eco Vision 2050 Sustainability Targets and Results Environmental Management System Sustainable Solutions (Product Initiatives) :Konica Minolta's Approach Sustainable Factory :Konica Minolta's Approach Sustainable Solutions Certification System Sustainable Factory Certification System Saving Energy and Preventing Global Warming through Products Saving Energy and Preventing Global Warming in Production Operations Reducing CO₂ Emissions from Distribution

GRI Standards	Requirements	Page Number/URL
103-3	<p>a. An explanation of how the organization evaluates the management approach, including:</p> <ul style="list-style-type: none"> i. the mechanisms for evaluating the effectiveness of the management approach; ii. the results of the evaluation of the management approach; iii. any related adjustments to the management approach. 	Sustainability Targets and Results Environmental Management System Sustainable Solutions Certification System Sustainable Factory Certification System
305-1	<ul style="list-style-type: none"> a. Gross direct (Scope 1) GHG emissions in metric tons of CO₂ equivalent. b. Gases included in the calculation; whether CO₂, CH₄, N₂O, HFCs, PFCs, SF₆, NF₃, or all. c. Biogenic CO₂ emissions in metric tons of CO₂ equivalent. d. Base year for the calculation, if applicable, including: <ul style="list-style-type: none"> i. the rationale for choosing it; ii. emissions in the base year; iii. the context for any significant changes in emissions that triggered recalculations of base year emissions. e. Source of the emission factors and the global warming potential (GWP) rates used, or a reference to the GWP source. f. Consolidation approach for emissions; whether equity share, financial control, or operational control. g. Standards, methodologies, assumptions, and/or calculation tools used. 	Eco Vision 2050 ESG Data (See Environmental Data) Standards for Calculating Environmental Data
305-2	<ul style="list-style-type: none"> a. Gross location-based energy indirect (Scope 2) GHG emissions in metric tons of CO₂ equivalent. b. If applicable, gross market-based energy indirect (Scope 2) GHG emissions in metric tons of CO₂ equivalent. c. If available, the gases included in the calculation; whether CO₂, CH₄, N₂O, HFCs, PFCs, SF₆, NF₃, or all. d. Base year for the calculation, if applicable, including: <ul style="list-style-type: none"> i. the rationale for choosing it; ii. emissions in the base year; iii. the context for any significant changes in emissions that triggered recalculations of base year emissions. e. Source of the emission factors and the global warming potential (GWP) rates used, or a reference to the GWP source. f. Consolidation approach for emissions; whether equity share, financial control, or operational control. g. Standards, methodologies, assumptions, and/or calculation tools used. 	Eco Vision 2050 ESG Data (See Environmental Data) Standards for Calculating Environmental Data
305-3	<ul style="list-style-type: none"> a. Gross other indirect (Scope 3) GHG emissions in metric tons of CO₂ equivalent. b. If available, the gases included in the calculation; whether CO₂, CH₄, N₂O, HFCs, PFCs, SF₆, NF₃, or all. c. Biogenic CO₂ emissions in metric tons of CO₂ equivalent. d. Other indirect (Scope 3) GHG emissions categories and activities included in the calculation. e. Base year for the calculation, if applicable, including: <ul style="list-style-type: none"> i. the rationale for choosing it; ii. emissions in the base year; iii. the context for any significant changes in emissions that triggered recalculations of base year emissions. f. Source of the emission factors and the global warming potential (GWP) rates used, or a reference to the GWP source. g. Standards, methodologies, assumptions, and/or calculation tools used. 	Eco Vision 2050 ESG Data (See Environmental Data) Standards for Calculating Environmental Data
305-4	<ul style="list-style-type: none"> a. GHG emissions intensity ratio for the organization. b. Organization-specific metric (the denominator) chosen to calculate the ratio. c. Types of GHG emissions included in the intensity ratio; whether direct (Scope 1), energy indirect (Scope 2), and/or other indirect (Scope 3). d. Gases included in the calculation; whether CO₂, CH₄, N₂O, HFCs, PFCs, SF₆, NF₃, or all. 	ESG Data (See Environmental Data > Energy · CO₂)


GRI Standards	Requirements	Page Number/URL
305-5	<p>a. GHG emissions reduced as a direct result of reduction initiatives, in metric tons of CO₂ equivalent.</p> <p>b. Gases included in the calculation; whether CO₂, CH₄, N₂O, HFCs, PFCs, SF₆, NF₃, or all.</p> <p>c. Base year or baseline, including the rationale for choosing it.</p> <p>d. Scopes in which reductions took place; whether direct (Scope 1), energy indirect (Scope 2), and/or other indirect (Scope 3).</p> <p>e. Standards, methodologies, assumptions, and/or calculation tools used.</p>	Sustainable Solutions Certification System Sustainable Factory Certification System ESG Data (See Environmental Data) Standards for Calculating Environmental Data
305-6	<p>a. Production, imports, and exports of ODS in metric tons of CFC-11 (trichlorofluoromethane) equivalent.</p> <p>b. Substances included in the calculation.</p> <p>c. Source of the emission factors used.</p> <p>d. Standards, methodologies, assumptions, and/or calculation tools used.</p>	-
305-7	<p>a. Significant air emissions, in kilograms or multiples, for each of the following:</p> <ul style="list-style-type: none"> i. NOX ii. SOX iii. Persistent organic pollutants (POP) iv. Volatile organic compounds (VOC) v. Hazardous air pollutants (HAP) vi. Particulate matter (PM) vii. Other standard categories of air emissions identified in relevant regulations <p>b. Source of the emission factors used.</p> <p>c. Standards, methodologies, assumptions, and/or calculation tools used.</p>	ESG Data (See Environmental Data > Atmospheric Emissions and Chemical Substances) Standards for Calculating Environmental Data
GRI 306: Waste		
103-1	<p>a. An explanation of why the topic is material.</p> <p>b. The Boundary for the material topic, which includes a description of:</p> <ul style="list-style-type: none"> i. where the impacts occur; ii. the organization's involvement with the impacts. For example, whether the organization has caused or contributed to the impacts, or is directly linked to the impacts through its business relationships. <p>c. Any specific limitation regarding the topic Boundary.</p>	Material Issue: Using Limited Resources Effectively Medium-term Environmental Strategy Sustainable Solutions (Product Initiatives) :Konica Minolta's Approach Sustainable Factory :Konica Minolta's Approach
103-2	<p>a. An explanation of how the organization manages the topic.</p> <p>b. A statement of the purpose of the management approach.</p> <p>c. A description of the following, if the management approach includes that component:</p> <ul style="list-style-type: none"> i. Policies ii. Commitments iii. Goals and targets iv. Responsibilities v. Resources vi. Grievance mechanisms vii. Specific actions, such as processes, projects, programs and initiatives 	Material Issue :Using Limited Resources Effectively Konica Minolta Environmental Policy Eco Vision 2050 Sustainability Targets and Results Environmental Management System Sustainable Solutions (Product Initiatives) :Konica Minolta's Approach Sustainable Factory :Konica Minolta's Approach
103-3	<p>a. An explanation of how the organization evaluates the management approach, including:</p> <ul style="list-style-type: none"> i. the mechanisms for evaluating the effectiveness of the management approach; ii. the results of the evaluation of the management approach; iii. any related adjustments to the management approach. 	Sustainability Targets and Results Environmental Management System Sustainable Solutions Certification System Sustainable Factory Certification System
306-1	<p>a. For the organization's significant actual and potential waste-related impacts, a description of:</p> <ul style="list-style-type: none"> i. the inputs, activities, and outputs that lead or could lead to these impacts; ii. whether these impacts relate to waste generated in the organization's own activities or to waste generated upstream or downstream in its value chain. 	Material Issue: Using Limited Resources Effectively Medium-term Environmental Strategy


GRI Standards	Requirements	Page Number/URL
306-2	<p>a. Actions, including circularity measures, taken to prevent waste generation in the organization’s own activities and upstream and downstream in its value chain, and to manage significant impacts from waste generated.</p> <p>b. If the waste generated by the organization in its own activities is managed by a third party, a description of the processes used to determine whether the third party manages the waste in line with contractual or legislative obligations.</p> <p>c. The processes used to collect and monitor waste-related data.</p>	Material Issue: Using Limited Resources Effectively Management of Chemical Substances in Products Resource Conservation and Recycling in Production Operations Reduction of Chemical Substances Risks in Production Addressing Biodiversity in Production Activities Carbon Neutral Partner Activities Green Procurement System Reduction of Use of Packaging Materials Product Recycling Standards for Calculating Environmental Data
306-3	<p>a. Total weight of waste generated in metric tons, and a breakdown of this total by composition of the waste.</p> <p>b. Contextual information necessary to understand the data and how the data has been compiled.</p>	Overall View of Environmental Impacts Standards for Calculating Environmental Data ESG Data (See Environmental Data > Resources)
306-4	<p>a. Total weight of waste diverted from disposal in metric tons, and a breakdown of this total by composition of the waste.</p> <p>b. Total weight of hazardous waste diverted from disposal in metric tons, and a breakdown of this total by the following recovery operations:</p> <p>i. Preparation for reuse;</p> <p>ii. Recycling;</p> <p>iii. Other recovery operations.</p> <p>c. Total weight of non-hazardous waste diverted from disposal in metric tons, and a breakdown of this total by the following recovery operations:</p> <p>i. Preparation for reuse;</p> <p>ii. Recycling;</p> <p>iii. Other recovery operations.</p> <p>d. For each recovery operation listed in Disclosures 306-4-b and 306-4-c, a breakdown of the total weight in metric tons of hazardous waste and of non-hazardous waste diverted from disposal:</p> <p>i. onsite;</p> <p>ii. offsite.</p> <p>e. Contextual information necessary to understand the data and how the data has been compiled.</p>	Overall View of Environmental Impacts Standards for Calculating Environmental Data ESG Data (See Environmental Data > Resources)
306-5	<p>a. Total weight of waste directed to disposal in metric tons, and a breakdown of this total by composition of the waste.</p> <p>b. Total weight of hazardous waste directed to disposal in metric tons, and a breakdown of this total by the following disposal operations:</p> <p>i. Incineration (with energy recovery);</p> <p>ii. Incineration (without energy recovery);</p> <p>iii. Landfilling;</p> <p>iv. Other disposal operations.</p> <p>c. Total weight of non-hazardous waste directed to disposal in metric tons, and a breakdown of this total by the following disposal operations:</p> <p>i. Incineration (with energy recovery);</p> <p>ii. Incineration (without energy recovery);</p> <p>iii. Landfilling;</p> <p>iv. Other disposal operations.</p> <p>d. For each disposal operation listed in Disclosures 306-5-b and 306-5-c, a breakdown of the total weight in metric tons of hazardous waste and of non-hazardous waste directed to disposal:</p> <p>i. onsite;</p> <p>ii. offsite.</p> <p>e. Contextual information necessary to understand the data and how the data has been compiled.</p>	Overall View of Environmental Impacts Standards for Calculating Environmental Data ESG Data (See Environmental Data > Resources)

GRI Standards	Requirements	Page Number/URL
GRI 307: Environmental Compliance		
307-1	a. Significant fines and non-monetary sanctions for non-compliance with environmental laws and/or regulations in terms of: <ul style="list-style-type: none"> i. total monetary value of significant fines; ii. total number of non-monetary sanctions; iii. cases brought through dispute resolution mechanisms. b. If the organization has not identified any non-compliance with environmental laws and/or regulations, a brief statement of this fact is sufficient.	Environmental Management System
GRI 308: Supplier Environmental Assessment		
103-1	a. An explanation of why the topic is material. b. The Boundary for the material topic, which includes a description of: <ul style="list-style-type: none"> i. where the impacts occur; ii. the organization's involvement with the impacts. For example, whether the organization has caused or contributed to the impacts, or is directly linked to the impacts through its business relationships. c. Any specific limitation regarding the topic Boundary.	Responsible Supply Chain Implementing CSR Procurement
103-2	a. An explanation of how the organization manages the topic. b. A statement of the purpose of the management approach. c. A description of the following, if the management approach includes that component: <ul style="list-style-type: none"> i. Policies ii. Commitments iii. Goals and targets iv. Responsibilities v. Resources vi. Grievance mechanisms vii. Specific actions, such as processes, projects, programs and initiatives 	Sustainability Targets and Results Konica Minolta's Supply Chain Management Implementing CSR Procurement
103-3	a. An explanation of how the organization evaluates the management approach, including: <ul style="list-style-type: none"> i. the mechanisms for evaluating the effectiveness of the management approach; ii. the results of the evaluation of the management approach; iii. any related adjustments to the management approach. 	Sustainability Targets and Results Konica Minolta's Supply Chain Management Implementing CSR Procurement
308-1	a. Percentage of new suppliers that were screened using environmental criteria.	Implementing CSR Procurement
308-2	a. Number of suppliers assessed for environmental impacts. b. Number of suppliers identified as having significant actual and potential negative environmental impacts. c. Significant actual and potential negative environmental impacts identified in the supply chain. d. Percentage of suppliers identified as having significant actual and potential negative environmental impacts with which improvements were agreed upon as a result of assessment. e. Percentage of suppliers identified as having significant actual and potential negative environmental impacts with which relationships were terminated as a result of assessment, and why.	Implementing CSR Procurement

Social

GRI Standards	Requirements	Page Number/URL
GRI 401: Employment		
103-1	a. An explanation of why the topic is material. b. The Boundary for the material topic, which includes a description of: <ul style="list-style-type: none"> i. where the impacts occur; ii. the organization's involvement with the impacts. For example, whether the organization has caused or contributed to the impacts, or is directly linked to the impacts through its business relationships. c. Any specific limitation regarding the topic Boundary.	Material Issue:Improving Fulfillment in Work and Corporate Dynamism Human Capital Ensuring Work-Life Balance

GRI Standards	Requirements	Page Number/URL
103-2	<p>a. An explanation of how the organization manages the topic.</p> <p>b. A statement of the purpose of the management approach.</p> <p>c. A description of the following, if the management approach includes that component:</p> <ul style="list-style-type: none"> i. Policies ii. Commitments iii. Goals and targets iv. Responsibilities v. Resources vi. Grievance mechanisms vii. Specific actions, such as processes, projects, programs and initiatives 	Sustainability Targets and Results Ensuring Work-Life Balance
103-3	<p>a. An explanation of how the organization evaluates the management approach, including:</p> <ul style="list-style-type: none"> i. the mechanisms for evaluating the effectiveness of the management approach; ii. the results of the evaluation of the management approach; iii. any related adjustments to the management approach. 	Basic Approach and Systems for Sustainability Management Sustainability Targets and Results
401-1	<p>a. Total number and rate of new employee hires during the reporting period, by age group, gender and region.</p> <p>b. Total number and rate of employee turnover during the reporting period, by age group, gender and region.</p>	ESG Data (See Social Data)
401-2	<p>a. Benefits which are standard for full-time employees of the organization but are not provided to temporary or part-time employees, by significant locations of operation. These include, as a minimum:</p> <ul style="list-style-type: none"> i. life insurance; ii. health care; iii. disability and invalidity coverage; iv. parental leave; v. retirement provision; vi. stock ownership; vii. others. <p>b. The definition used for 'significant locations of operation'.</p>	Ensuring Work-Life Balance
401-3	<p>a. Total number of employees that were entitled to parental leave, by gender.</p> <p>b. Total number of employees that took parental leave, by gender.</p> <p>c. Total number of employees that returned to work in the reporting period after parental leave ended, by gender.</p> <p>d. Total number of employees that returned to work after parental leave ended that were still employed 12 months after their return to work, by gender.</p> <p>e. Return to work and retention rates of employees that took parental leave, by gender.</p>	ESG Data (See Social Data)
GRI 402: Labor/Management Relations		
402-1	<p>a. Minimum number of weeks' notice typically provided to employees and their representatives prior to the implementation of significant operational changes that could substantially affect them.</p> <p>b. For organizations with collective bargaining agreements, report whether the notice period and provisions for consultation and negotiation are specified in collective agreements.</p>	Human Rights
GRI 403: Occupational Health and Safety		
103-1	<p>a. An explanation of why the topic is material.</p> <p>b. The Boundary for the material topic, which includes a description of:</p> <ul style="list-style-type: none"> i. where the impacts occur; ii. the organization's involvement with the impacts. For example, whether the organization has caused or contributed to the impacts, or is directly linked to the impacts through its business relationships. <p>c. Any specific limitation regarding the topic Boundary.</p>	<p>Material Issue:Supporting Healthy, High-Quality Living Managing Occupational Safety and Health</p> <p> Konica Minolta Occupational Safety and Healthcare Policy</p>

GRI Standards	Requirements	Page Number/URL
103-2	<p>a. An explanation of how the organization manages the topic.</p> <p>b. A statement of the purpose of the management approach.</p> <p>c. A description of the following, if the management approach includes that component:</p> <ul style="list-style-type: none"> i. Policies ii. Commitments iii. Goals and targets iv. Responsibilities v. Resources vi. Grievance mechanisms vii. Specific actions, such as processes, projects, programs and initiatives 	<p>Sustainability Targets and Results</p> <p>Managing Occupational Safety and Health</p> <p> Konica Minolta Occupational Safety and Healthcare Policy</p>
103-3	<p>a. An explanation of how the organization evaluates the management approach, including:</p> <ul style="list-style-type: none"> i. the mechanisms for evaluating the effectiveness of the management approach; ii. the results of the evaluation of the management approach; iii. any related adjustments to the management approach. 	<p>Basic Approach and Systems for Sustainability Management</p> <p>Sustainability Targets and Results</p> <p>Managing Occupational Safety and Health</p>
403-1	<p>a. A statement of whether an occupational health and safety management system has been implemented, including whether:</p> <ul style="list-style-type: none"> i. the system has been implemented because of legal requirements and, if so, a list of the requirements; ii. the system has been implemented based on recognized risk management and/or management system standards/guidelines and, if so, a list of the standards/guidelines. <p>b. A description of the scope of workers, activities, and workplaces covered by the occupational health and safety management system, and an explanation of whether and, if so, why any workers, activities, or workplaces are not covered.</p>	<p>Managing Occupational Safety and Health</p>
403-2	<p>a. A description of the processes used to identify work-related hazards and assess risks on a routine and non-routine basis, and to apply the hierarchy of controls in order to eliminate hazards and minimize risks, including:</p> <ul style="list-style-type: none"> i. how the organization ensures the quality of these processes, including the competency of persons who carry them out; ii. how the results of these processes are used to evaluate and continually improve the occupational health and safety management system. <p>b. A description of the processes for workers to report work-related hazards and hazardous situations, and an explanation of how workers are protected against reprisals.</p> <p>c. A description of the policies and processes for workers to remove themselves from work situations that they believe could cause injury or ill health, and an explanation of how workers are protected against reprisals.</p> <p>d. A description of the processes used to investigate work-related incidents, including the processes to identify hazards and assess risks relating to the incidents, to determine corrective actions using the hierarchy of controls, and to determine improvements needed in the occupational health and safety management system.</p>	<p>Managing Occupational Safety and Health</p> <p>ESG Data (See Social Data)</p>
403-3	<p>a. A description of the occupational health services' functions that contribute to the identification and elimination of hazards and minimization of risks, and an explanation of how the organization ensures the quality of these services and facilitates workers' access to them.</p>	<p>Managing Occupational Safety and Health</p>
403-4	<p>a. A description of the processes for worker participation and consultation in the development, implementation, and evaluation of the occupational health and safety management system, and for providing access to and communicating relevant information on occupational health and safety to workers.</p> <p>b. Where formal joint management-worker health and safety committees exist, a description of their responsibilities, meeting frequency, decision-making authority, and whether and, if so, why any workers are not represented by these committees.</p>	<p>Managing Occupational Safety and Health</p>

GRI Standards	Requirements	Page Number/URL
403-5	a. A description of any occupational health and safety training provided to workers, including generic training as well as training on specific work-related hazards, hazardous activities, or hazardous situations.	Managing Occupational Safety and Health
403-6	a. An explanation of how the organization facilitates workers' access to non-occupational medical and healthcare services, and the scope of access provided. b. A description of any voluntary health promotion services and programs offered to workers to address major non-work-related health risks, including the specific health risks addressed, and how the organization facilitates workers' access to these services and programs.	Initiatives to Increase the Health of Employees
403-7	a. A description of the organization's approach to preventing or mitigating significant negative occupational health and safety impacts that are directly linked to its operations, products or services by its business relationships, and the related hazards and risks.	Implementing CSR Procurement
403-8	a. If the organization has implemented an occupational health and safety management system based on legal requirements and/or recognized standards/guidelines: i. the number and percentage of all employees and workers who are not employees but whose work and/or workplace is controlled by the organization, who are covered by such a system; ii. the number and percentage of all employees and workers who are not employees but whose work and/or workplace is controlled by the organization, who are covered by such a system that has been internally audited; iii. the number and percentage of all employees and workers who are not employees but whose work and/or workplace is controlled by the organization, who are covered by such a system that has been audited or certified by an external party. b. Whether and, if so, why any workers have been excluded from this disclosure, including the types of worker excluded. c. Any contextual information necessary to understand how the data have been compiled, such as any standards, methodologies, and assumptions used.	Managing Occupational Safety and Health
403-9	a. For all employees: i. The number and rate of fatalities as a result of work-related injury; ii. The number and rate of high-consequence work-related injuries (excluding fatalities); iii. The number and rate of recordable work-related injuries; iv. The main types of work-related injury; v. The number of hours worked. b. For all workers who are not employees but whose work and/or workplace is controlled by the organization: i. The number and rate of fatalities as a result of work-related injury; ii. The number and rate of high-consequence work-related injuries (excluding fatalities); iii. The number and rate of recordable work-related injuries; iv. The main types of work-related injury; v. The number of hours worked. c. The work-related hazards that pose a risk of high-consequence injury, including: i. how these hazards have been determined; ii. which of these hazards have caused or contributed to high-consequence injuries during the reporting period; iii. actions taken or underway to eliminate these hazards and minimize risks using the hierarchy of controls. d. Any actions taken or underway to eliminate other work-related hazards and minimize risks using the hierarchy of controls. e. Whether the rates have been calculated based on 200,000 or 1,000,000 hours worked. f. Whether and, if so, why any workers have been excluded from this disclosure, including the types of worker excluded. g. Any contextual information necessary to understand how the data have been compiled, such as any standards, methodologies, and assumptions used.	ESG Data (See Social Data) Managing Occupational Safety and Health

GRI Standards	Requirements	Page Number/URL
403-10	<p>a. For all employees:</p> <ul style="list-style-type: none"> i. The number of fatalities as a result of work-related ill health; ii. The number of cases of recordable work-related ill health; iii. The main types of work-related ill health. <p>b. For all workers who are not employees but whose work and/or workplace is controlled by the organization:</p> <ul style="list-style-type: none"> i. The number of fatalities as a result of work-related ill health; ii. The number of cases of recordable work-related ill health; iii. The main types of work-related ill health. <p>c. The work-related hazards that pose a risk of ill health, including:</p> <ul style="list-style-type: none"> i. how these hazards have been determined; ii. which of these hazards have caused or contributed to cases of ill health during the reporting period; iii. actions taken or underway to eliminate these hazards and minimize risks using the hierarchy of controls. <p>d. Whether and, if so, why any workers have been excluded from this disclosure, including the types of worker excluded.</p> <p>e. Any contextual information necessary to understand how the data have been compiled, such as any standards, methodologies, and assumptions used.</p>	ESG Data (See Social Data) Initiatives to Increase the Health of Employees
GRI 404: Training and Education		
103-1	<p>a. An explanation of why the topic is material.</p> <p>b. The Boundary for the material topic, which includes a description of:</p> <ul style="list-style-type: none"> i. where the impacts occur; ii. the organization's involvement with the impacts. For example, whether the organization has caused or contributed to the impacts, or is directly linked to the impacts through its business relationships. c. Any specific limitation regarding the topic Boundary. 	Material Issue: Improving Fulfillment in Work and Corporate Dynamism Developing Human Capital
103-2	<p>a. An explanation of how the organization manages the topic.</p> <p>b. A statement of the purpose of the management approach.</p> <p>c. A description of the following, if the management approach includes that component:</p> <ul style="list-style-type: none"> i. Policies ii. Commitments iii. Goals and targets iv. Responsibilities v. Resources vi. Grievance mechanisms vii. Specific actions, such as processes, projects, programs and initiatives 	Sustainability Targets and Results Developing Human Capital
103-3	<p>a. An explanation of how the organization evaluates the management approach, including:</p> <ul style="list-style-type: none"> i. the mechanisms for evaluating the effectiveness of the management approach; ii. the results of the evaluation of the management approach; iii. any related adjustments to the management approach. 	Basic Approach and Systems for Sustainability Management Sustainability Targets and Results
404-1	<p>a. Average hours of training that the organization's employees have undertaken during the reporting period, by:</p> <ul style="list-style-type: none"> i. gender; ii. employee category. 	Developing Human Capital ESG Data (See Social Data)
404-2	<p>a. Type and scope of programs implemented and assistance provided to upgrade employee skills.</p> <p>b. Transition assistance programs provided to facilitate continued employability and the management of career endings resulting from retirement or termination of employment.</p>	Developing Human Capital
404-3	<p>a. Percentage of total employees by gender and by employee category who received a regular performance and career development review during the reporting period.</p>	-

GRI Standards	Requirements	Page Number/URL
GRI 405 : Diversity and Equal Opportunity		
103-1	<p>a. An explanation of why the topic is material.</p> <p>b. The Boundary for the material topic, which includes a description of:</p> <ul style="list-style-type: none"> i. where the impacts occur; ii. the organization's involvement with the impacts. For example, whether the organization has caused or contributed to the impacts, or is directly linked to the impacts through its business relationships. c. Any specific limitation regarding the topic Boundary. 	Material Issue:Improving Fulfillment in Work and Corporate Dynamism Diversity Supporting Women's Career Building Utilizing Employee Experiences Gained Outside the Company and Abroad
103-2	<p>a. An explanation of how the organization manages the topic.</p> <p>b. A statement of the purpose of the management approach.</p> <p>c. A description of the following, if the management approach includes that component:</p> <ul style="list-style-type: none"> i. Policies ii. Commitments iii. Goals and targets iv. Responsibilities v. Resources vi. Grievance mechanisms vii. Specific actions, such as processes, projects, programs and initiatives 	Sustainability Targets and Results Diversity Supporting Women's Career Building Utilizing Employee Experiences Gained Outside the Company and Abroad
103-3	<p>a. An explanation of how the organization evaluates the management approach, including:</p> <ul style="list-style-type: none"> i. the mechanisms for evaluating the effectiveness of the management approach; ii. the results of the evaluation of the management approach; iii. any related adjustments to the management approach. 	Basic Approach and Systems for Sustainability Management Sustainability Targets and Results Supporting Women's Career Building
405-1	<p>a. Percentage of individuals within the organization's governance bodies in each of the following diversity categories:</p> <ul style="list-style-type: none"> i. Gender; ii. Age group: under 30 years old, 30-50 years old, over 50 years old; iii. Other indicators of diversity where relevant (such as minority or vulnerable groups). <p>b. Percentage of employees per employee category in each of the following diversity categories:</p> <ul style="list-style-type: none"> i. Gender; ii. Age group: under 30 years old, 30-50 years old, over 50 years old; iii. Other indicators of diversity where relevant (such as minority or vulnerable groups). 	Supporting Women's Career Building ESG Data (See Social Data)
405-2	<p>a. Ratio of the basic salary and remuneration of women to men for each employee category, by significant locations of operation.</p> <p>b. The definition used for 'significant locations of operation'.</p>	ESG Data (See Social Data)
GRI 406: Non-discrimination		
406-1	<p>a. Total number of incidents of discrimination during the reporting period.</p> <p>b. Status of the incidents and actions taken with reference to the following:</p> <ul style="list-style-type: none"> i. Incident reviewed by the organization; ii. Remediation plans being implemented; iii. Remediation plans that have been implemented, with results reviewed through routine internal management review processes; iv. Incident no longer subject to action. 	Compliance Promotion System
GRI 407: Freedom of Association and Collective Bargaining		
407-1	<p>a. Operations and suppliers in which workers' rights to exercise freedom of association or collective bargaining may be violated or at significant risk either in terms of:</p> <ul style="list-style-type: none"> i. type of operation (such as manufacturing plant) and supplier; ii. countries or geographic areas with operations and suppliers considered at risk. <p>b. Measures taken by the organization in the reporting period intended to support rights to exercise freedom of association and collective bargaining</p>	Human Rights

GRI Standards	Requirements	Page Number/URL
GRI 408: Child Labor		
408-1	<p>a. Operations and suppliers considered to have significant risk for incidents of:</p> <ul style="list-style-type: none"> i. child labor; ii. young workers exposed to hazardous work. <p>b. Operations and suppliers considered to have significant risk for incidents of child labor either in terms of:</p> <ul style="list-style-type: none"> i. type of operation (such as manufacturing plant) and supplier; ii. countries or geographic areas with operations and suppliers considered at risk. <p>c. Measures taken by the organization in the reporting period intended to contribute to the effective abolition of child labor</p>	Human Rights
GRI 409: Forced or Compulsory Labor		
409-1	<p>a. Operations and suppliers considered to have significant risk for incidents of forced or compulsory labor either in terms of:</p> <ul style="list-style-type: none"> i. type of operation (such as manufacturing plant) and supplier; ii. countries or geographic areas with operations and suppliers considered at risk. <p>b. Measures taken by the organization in the reporting period intended to contribute to the elimination of all forms of forced or compulsory labor.</p>	Human Rights
GRI 410: Security Practices		
410-1	<p>a. Percentage of security personnel who have received formal training in the organization's human rights policies or specific procedures and their application to security.</p> <p>b. Whether training requirements also apply to third-party organizations providing security personnel.</p>	-
GRI 411: Rights of Indigenous Peoples		
411-1	<p>a. Total number of identified incidents of violations involving the rights of indigenous peoples during the reporting period.</p> <p>b. Status of the incidents and actions taken with reference to the following:</p> <ul style="list-style-type: none"> i. Incident reviewed by the organization; ii. Remediation plans being implemented; iii. Remediation plans that have been implemented, with results reviewed through routine internal management review processes; iv. Incident no longer subject to action. 	-
GRI 412: Human Rights Assessment		
412-1	a. Total number and percentage of operations that have been subject to human rights reviews or human rights impact assessments, by country.	Implementing CSR Procurement Human Rights
412-2	<p>a. Total number of hours in the reporting period devoted to training on human rights policies or procedures concerning aspects of human rights that are relevant to operations.</p> <p>b. Percentage of employees trained during the reporting period in human rights policies or procedures concerning aspects of human rights that are relevant to operations.</p>	-
412-3	<p>a. Total number and percentage of significant investment agreements and contracts that include human rights clauses or that underwent human rights screening.</p> <p>b. The definition used for 'significant investment agreements'.</p>	-

GRI Standards	Requirements	Page Number/URL
GRI 413: Local Communities		
413-1	a. Percentage of operations with implemented local community engagement, impact assessments, and/or development programs, including the use of: i. social impact assessments, including gender impact assessments, based on participatory processes; ii. environmental impact assessments and ongoing monitoring; iii. public disclosure of results of environmental and social impact assessments; iv. local community development programs based on local communities' needs; v. stakeholder engagement plans based on stakeholder mapping; vi. broad based local community consultation committees and processes that include vulnerable groups; vii. works councils, occupational health and safety committees and other worker representation bodies to deal with impacts; viii. formal local community grievance processes.	-
413-2	a. Operations with significant actual and potential negative impacts on local communities, including: i. the location of the operations; ii. the significant actual and potential negative impacts of operations.	-
GRI 414: Supplier Social Assessment		
103-1	a. An explanation of why the topic is material. b. The Boundary for the material topic, which includes a description of: i. where the impacts occur; ii. the organization's involvement with the impacts. For example, whether the organization has caused or contributed to the impacts, or is directly linked to the impacts through its business relationships. c. Any specific limitation regarding the topic Boundary.	Responsible Supply Chain Implementing CSR Procurement
103-2	a. An explanation of how the organization manages the topic. b. A statement of the purpose of the management approach. c. A description of the following, if the management approach includes that component: i. Policies ii. Commitments iii. Goals and targets iv. Responsibilities v. Resources vi. Grievance mechanisms vii. Specific actions, such as processes, projects, programs and initiatives	Sustainability Targets and Results Responsible Supply Chain > Konica Minolta's Approach Konica Minolta's Supply Chain Management Implementing CSR Procurement
103-3	a. An explanation of how the organization evaluates the management approach, including: i. the mechanisms for evaluating the effectiveness of the management approach; ii. the results of the evaluation of the management approach; iii. any related adjustments to the management approach.	Sustainability Targets and Results Konica Minolta's Supply Chain Management Implementing CSR Procurement
414-1	a. Percentage of new suppliers that were screened using social criteria.	Implementing CSR Procurement
414-2	a. Number of suppliers assessed for social impacts. b. Number of suppliers identified as having significant actual and potential negative social impacts. c. Significant actual and potential negative social impacts identified in the supply chain. d. Percentage of suppliers identified as having significant actual and potential negative social impacts with which improvements were agreed upon as a result of assessment. e. Percentage of suppliers identified as having significant actual and potential negative social impacts with which relationships were terminated as a result of assessment, and why.	Implementing CSR Procurement

GRI Standards	Requirements	Page Number/URL
GRI 415: Public Policy		
415-1	<p>a. Total monetary value of financial and in-kind political contributions made directly and indirectly by the organization by country and recipient/beneficiary.</p> <p>b. If applicable, how the monetary value of in-kind contributions was estimated.</p>	ESG Data (See Governance Data)
GRI 416: Customer Health and Safety		
103-1	<p>a. An explanation of why the topic is material.</p> <p>b. The Boundary for the material topic, which includes a description of:</p> <p>i. where the impacts occur;</p> <p>ii. the organization's involvement with the impacts. For example, whether the organization has caused or contributed to the impacts, or is directly linked to the impacts through its business relationships.</p> <p>c. Any specific limitation regarding the topic Boundary.</p>	Material Issue:Ensuring Social Safety and Security Customer Satisfaction and Product Safety Achieving Top-Tier Quality and Reliability
103-2	<p>a. An explanation of how the organization manages the topic.</p> <p>b. A statement of the purpose of the management approach.</p> <p>c. A description of the following, if the management approach includes that component:</p> <p>i. Policies</p> <p>ii. Commitments</p> <p>iii. Goals and targets</p> <p>iv. Responsibilities</p> <p>v. Resources</p> <p>vi. Grievance mechanisms</p> <p>vii. Specific actions, such as processes, projects, programs and initiatives</p>	Sustainability Targets and Results Quality Management Achieving Top-Tier Quality and Reliability
103-3	<p>a. An explanation of how the organization evaluates the management approach, including:</p> <p>i. the mechanisms for evaluating the effectiveness of the management approach;</p> <p>ii. the results of the evaluation of the management approach;</p> <p>iii. any related adjustments to the management approach.</p>	Basic Approach and Systems for Sustainability Management Sustainability Targets and Results Quality Management
416-1	<p>a. Percentage of significant product and service categories for which health and safety impacts are assessed for improvement.</p>	Achieving Top-Tier Quality and Reliability
416-2	<p>a. Total number of incidents of non-compliance with regulations and/or voluntary codes concerning the health and safety impacts of products and services within the reporting period, by:</p> <p>i. incidents of non-compliance with regulations resulting in a fine or penalty;</p> <p>ii. incidents of non-compliance with regulations resulting in a warning;</p> <p>iii. incidents of non-compliance with voluntary codes.</p> <p>b. If the organization has not identified any non-compliance with regulations and/or voluntary codes, a brief statement of this fact is sufficient.</p>	Achieving Top-Tier Quality and Reliability
GRI 417: Marketing and Labeling		
417-1	<p>a. Whether each of the following types of information is required by the organization's procedures for product and service information and labeling:</p> <p>i. The sourcing of components of the product or service;</p> <p>ii. Content, particularly with regard to substances that might produce an environmental or social impact;</p> <p>iii. Safe use of the product or service;</p> <p>iv. Disposal of the product and environmental or social impacts;</p> <p>v. Other (explain).</p> <p>b. Percentage of significant product or service categories covered by and assessed for compliance with such procedures.</p>	Sustainable Solution Certification System Provision of Product Environmental Information Management of Chemical Substances in Products Product Recycling Achieving Top-Tier Quality and Reliability Providing Useful Products to Meet Social Needs

GRI Standards	Requirements	Page Number/URL
417-2	<p>a. Total number of incidents of non-compliance with regulations and/or voluntary codes concerning product and service information and labeling, by:</p> <ul style="list-style-type: none"> i. incidents of non-compliance with regulations resulting in a fine or penalty; ii. incidents of non-compliance with regulations resulting in a warning; iii. incidents of non-compliance with voluntary codes. <p>b. If the organization has not identified any non-compliance with regulations and/or voluntary codes, a brief statement of this fact is sufficient.</p>	Putting Compliance into Practice
417-3	<p>a. Total number of incidents of non-compliance with regulations and/or voluntary codes concerning marketing communications, including advertising, promotion, and sponsorship, by:</p> <ul style="list-style-type: none"> i. incidents of non-compliance with regulations resulting in a fine or penalty; ii. incidents of non-compliance with regulations resulting in a warning; iii. incidents of non-compliance with voluntary codes. <p>b. If the organization has not identified any non-compliance with regulations and/or voluntary codes, a brief statement of this fact is sufficient.</p>	Putting Compliance into Practice
GRI 418: Customer Privacy		
418-1	<p>a. Total number of substantiated complaints received concerning breaches of customer privacy, categorized by:</p> <ul style="list-style-type: none"> i. complaints received from outside parties and substantiated by the organization; ii. complaints from regulatory bodies. <p>b. Total number of identified leaks, thefts, or losses of customer data.</p> <p>c. If the organization has not identified any substantiated complaints, a brief statement of this fact is sufficient.</p>	Information Security
GRI 419: Socioeconomic Compliance		
419-1	<p>a. Significant fines and non-monetary sanctions for non-compliance with laws and/or regulations in the social and economic area in terms of:</p> <ul style="list-style-type: none"> i. total monetary value of significant fines; ii. total number of non-monetary sanctions; iii. cases brought through dispute resolution mechanisms. <p>b. If the organization has not identified any non-compliance with laws and/or regulations, a brief statement of this fact is sufficient.</p> <p>c. The context against which significant fines and non-monetary sanctions were incurred.</p>	Putting Compliance into Practice

Guidelines Index

In setting goals for CSR activities, Konica Minolta refers international guidelines including the UN Global Compact and ISO26000. The CSR Report, which consists of the pamphlet and the web-based information, is in accordance with the Global Reporting Initiative Standards: Core Option..

GRI Standards Index	ISO26000 Index	UN Global Compact Index	SASB INDEX
-------------------------------------	--------------------------------	---	----------------------------

ISO26000

Core subjects	issues	Website
Organizational governance	1. Organizational governance	Basic Approach and Systems for Sustainability Management
		Management and Governance Structure
Human rights	1. Due diligence 2. Human rights risk situations 3. Avoidance of complicity 4. Resolving grievances 5. Discrimination and vulnerable groups 6. Civil and political rights 7. Economic, social, and cultural rights 8. Fundamental principles and rights at work	Implementing CSR Procurement
		Addressing the Issue of Conflict Minerals
		Human Rights
		Compliance Promotion System
Labour practices	1. Employment and employment relationships 2. Conditions of work and social protection 3. Social dialogue 4. Health and safety at work 5. Human development and training in the workplaces	Diversity
		Human Rights
		Promoting Reform of Corporate Culture and Communication
		Initiatives to Increase the Health of Employees
		Managing Occupational Safety and Health
		Developing Human Capital
The environment	1. Prevention of pollution 2. Sustainable resource use 3. Climate change mitigation and adaptation 4. Protection of the environment, biodiversity and restoration of natural habitats	Environmental Management System
		Green Products (Product Initiatives)
		Green Factories (Procurement and Production Initiatives)
		Green Marketing
Fair operating practices	1. Anti-corruption 2. Responsible political involvement 3. Fair competition 4. Promoting social responsibility in the value chain 5. Respect for property rights	Compliance
		Responsible Supply Chain

Contents	Message from the CEO	Message from Corporate Vice President	Basic Approach and Systems for Sustainability Management	Sustainability Strategy	Material Issues	Activity Report		
						Environment	Social	Governance
Evaluation by External Parties	Stakeholder Engagement	Participation in Initiative	ESG Data	List of Policies	External Assurance	Guidelines Index	Reporting Policy	

Core subjects	issues	Website
Consumer issues	1. Fair marketing, factual and unbiased information and fair contractual practices	Information Disclosure
	2. Protecting consumers' health and safety	Assuring Product Safety
	3. Sustainable consumption	Increasing Customer Satisfaction
	4. Consumer service, support, and complaint and dispute resolution	Putting Compliance into Practice
Community involvement and development	5. Consumer data protection and privacy	
	6. Access to essential services	
	7. Education and awareness	
	1. Community involvement	Contributing to Society
	2. Education and culture	
	3. Employment creation and skills development	
	4. Technology development and access	
5. Wealth and income creation		
6. Health		
7. Social investment		

Guidelines Index

In setting goals for CSR activities, Konica Minolta refers international guidelines including the UN Global Compact and ISO26000. The CSR Report, which consists of the pamphlet and the web-based information, is in accordance with the Global Reporting Initiative Standards: Core Option..

▶ GRI Standards Index	▶ ISO26000 Index	▶ UN Global Compact Index	▶ SASB INDEX
---------------------------------------	----------------------------------	---	------------------------------

Global Compact

Items	Principles	Website
Human Rights	Principle 1: Businesses should support and respect the protection of internationally proclaimed human rights; and Principle 2: make sure that they are not complicit in human rights abuses.	Implementing CSR Procurement
		Addressing the Issue of Conflict Minerals
		Human Rights
Labour	Principle 3: Businesses should uphold the freedom of association and the effective recognition of the right to collective bargaining; Principle 4: the elimination of all forms of forced and compulsory labour; Principle 5: the effective abolition of child labour; and Principle 6: the elimination of discrimination in respect of employment and occupation.	Implementing CSR Procurement
		Human Rights
		Diversity
Environment	Principle 7: Businesses should support a precautionary approach to environmental challenges; Principle 8: undertake initiatives to promote greater environmental responsibility; and Principle 9: encourage the development and diffusion of environmentally friendly technologies.	Environmental Management System
		Green Products (Product Initiatives)
		Green Factories (Procurement and Production Initiatives)
		Green Marketing
Anti-Corruption	Principle 10: Businesses should work against corruption in all its forms, including extortion and bribery.	Putting Compliance into Practice

Guidelines Index

In setting goals for CSR activities, Konica Minolta refers international guidelines including the UN Global Compact and ISO26000. The CSR Report, which consists of the pamphlet and the web-based information, is in accordance with the Global Reporting Initiative Standards: Core Option..

GRI Standards Index	ISO26000 Index	UN Global Compact Index	SASB INDEX
-------------------------------------	--------------------------------	---	----------------------------

HARDWARE

TOPIC	CODE	ACCOUNTING METRIC	Website
Product Security	TC-HW-230a.1	Description of approach to identifying and addressing data security risks in products	Enhancing the Security of Products and Services For more information on MFP security features, click below. Providing Useful Products to Meet Social Needs > Security Functions for MFPs
Employee Diversity & Inclusion	TC-HW-330a.1	Percentage of gender and racial/ethnic group representation for (1) management, (2) technical staff, and (3) all other employees	ESG Data(Ref.Social Data) To learn about Konica Minolta's initiatives for diversity and inclusion, click below. Diversity
Product Lifecycle Management	TC-HW-410a.1	Percentage of products by revenue that contain IEC 62474 declarable substances	Management of Chemical Substances in Products <ul style="list-style-type: none"> Compliance with IEC 62474 For more information on chemical substance management, click below. Reduction of Chemical Substances Risks in Production <ul style="list-style-type: none"> Prior Risk Assessment of Chemical Substances Green Procurement System To check substances prohibited or controlled in Konica Minolta products, as outlined in the Green Procurement Guidelines , click below. > MSDS(SDS) · AIS Provision of Product Environmental Information <ul style="list-style-type: none"> Environmental Labels Konica Minolta's Product Assessment System

TOPIC	CODE	ACCOUNTING METRIC	Website
	TC-HW-410a.2	Percentage of eligible products, by revenue, meeting the requirements for EPEAT registration or equivalent	<p>Provision of Product Environmental Information</p> <ul style="list-style-type: none"> EPEAT (Electronic Product Environmental Assessment Tool) <p>To read about how Konica Minolta incorporates environmentally friendly principles into product design, click below.</p> <p>Provision of Product Environmental Information</p> <ul style="list-style-type: none"> Konica Minolta's Product Assessment System <p>Resource Conservation and Recycling of Products</p> <ul style="list-style-type: none"> Incorporating Resource Saving and Circular Economy Concepts in Products <p>Resource Conservation and Recycling in Production Operations</p> <ul style="list-style-type: none"> Promoting Resource Conservation and Recycling at Production Sites <p>Reducing CO₂ Emissions from Distribution</p> <ul style="list-style-type: none"> Reconsidering Distribution Routes and Consolidating Logistics Facilities Milk Run Logistics (Common Collection of Cargos) <p>Reduction of Use of Packaging Materials Saving Energy and Preventing Global Warming through Sustainable Solutions</p> <ul style="list-style-type: none"> Energy-Saving Products
	TC-HW-410a.3	Percentage of eligible products, by revenue, meeting ENERGY STAR® criteria	<p>Provision of Product Environmental Information</p> <ul style="list-style-type: none"> International Energy Star Program
	TC-HW-410a.4	Weight of end-of-life products and e-waste recovered, percentage recycled	<p>ESG Data (Ref.Environmental Data > Resources)</p> <p>For more information on product recycling initiatives, click below.</p> <p>Product Recycling</p>
Supply Chain Management	TC-HW-430a.1	Percentage of Tier 1 supplier facilities audited in the RBA Validated Audit Process (VAP) or equivalent, by (a) all facilities and (b) high-risk facilities	<p>Human Rights > Tracking Responses</p> <ul style="list-style-type: none"> Respect for Human Rights in the Supply Chain (including local communities and indigenous people) <p>Implementing CSR Procurement</p> <ul style="list-style-type: none"> CSR Assessments Using a Self-Assessment Questionnaire CSR Audits
	TC-HW-430a.2	Tier 1 suppliers' (1) non-conformance rate with the RBA Validated Audit Process (VAP) or equivalent, and (2) associated corrective action rate for (a) priority non-conformances and (b) other non-conformances	
Materials Sourcing	TC-HW-440a.1	Description of the management of risks associated with the use of critical materials	<p>Practicing Responsible Minerals Procurement > Framework for Initiatives</p> <p>Resource Conservation and Recycling of Products</p> <ul style="list-style-type: none"> Incorporating Resource Saving and Circular Economy Concepts in Products <ul style="list-style-type: none"> Upgraded Recycling That Increases the Value of Materials (Application of Recycled Materials) <p>Konica Minolta's Supply Chain Management</p> <ul style="list-style-type: none"> Supply Chain Management

Sustainability Reporting Policy

The Konica Minolta Sustainability Website (hereinafter, the "site") reports on specific initiatives to address material issues that Konica Minolta (hereinafter, the "Company") is pursuing. The Company also issues an annual Integrated Report that summarizes information of interest to investors and shareholders, as well as financial and non-financial information that is of great importance to Konica Minolta. The purpose of the site, however, is to provide even more detailed sustainability information. In recent years, with the growing investor interest in non-financial corporate information, the Company decided to disclose all of its sustainability information promptly and comprehensively on this website. It stopped publishing both its CSR Report and Environmental Report in 2020.

The online content is prepared based on various global guidelines and the information needs of stakeholders.

A PDF version of the site is posted on this website about two months after the content is initially posted.

Report Boundary

Information on the site covers Konica Minolta, Inc. and its consolidated subsidiaries. When data is given on a specific subset of companies, the boundary is separately indicated.

Note: At this site, "Konica Minolta" refers to the Konica Minolta Group.

Reporting Period

In principle, the site covers activities undertaken from April 1, 2021 to March 31, 2022. Some sections may include information on earlier initiatives or more recent activities. At the site, "fiscal 2021" refers to the fiscal year that started April 1, 2021 and ended March 31, 2022.

Publication Date

September 2022 (Next report: scheduled for September 2023; previous report: September 2021)

Adherence to Global Guidelines

- Global Reporting Initiative (GRI) Standards
The reporting on this site complies with the Core option of the GRI Standards.
- Sustainability Accounting Standards Board (SASB)
- United Nations Global Compact
- ISO 26000, ISO30414
- Environmental Reporting Guidelines 2018

For a comparison of the GRI Standards, SASB, United Nations Global Compact, and ISO26000, please see the [Guideline Comparison Chart](#).

External Assurance

External Assurance has been performed by KPMG AZSA Sustainability Co., Ltd. for some of the Company's environmental and social initiative data for fiscal 2021 (April 1, 2021 to March 31, 2022; except for the 'Percentage of Employees with Disabilities', which is as of June 1, 2022). Please refer to [the external assurance statement](#) for more information.

Related Information

Obtain other Konica Minolta publications from [the Document Download page](#).

Integrated Report (Annual Report)
 Corporate Governance Report
 Intellectual Property Report
 IT Performance Report

For inquiries regarding the information on this site:

Corporate Environmental Operations
Konica Minolta, Inc.

[» Contact](#) 

Disclaimer

In addition to facts about past or present circumstances, this site contains descriptions of the Group's current plans and projections for the future. These descriptions are based on information that is currently available and have been deemed reasonable based on the Group's current status. The Group's actual performance could differ from its predictions due to future changes in the business environment.

This PDF file has been prepared by converting the website information as of September 2022, and was disclosed in December 2022. The independent assurance report posted in this PDF is obtained for this PDF.